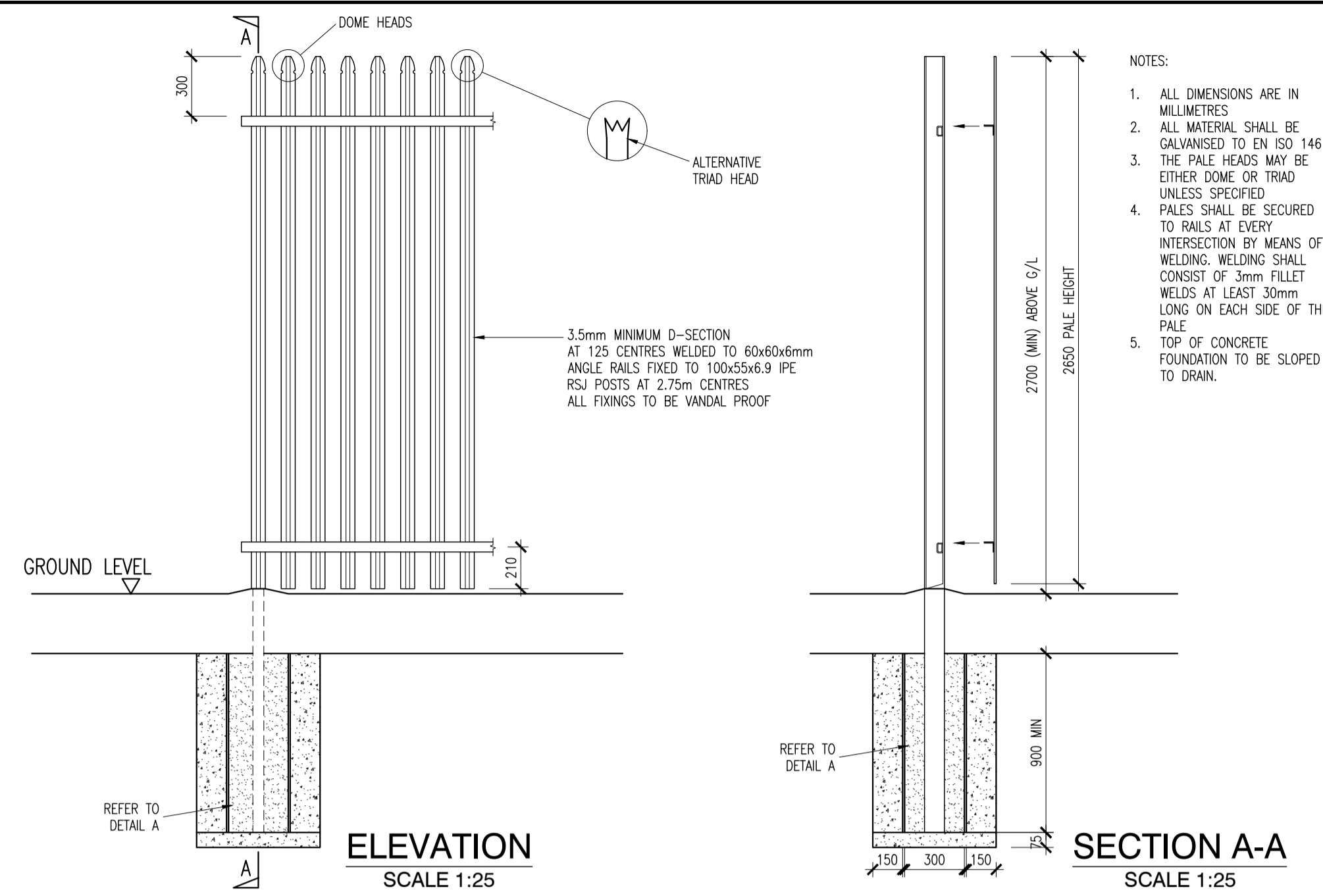
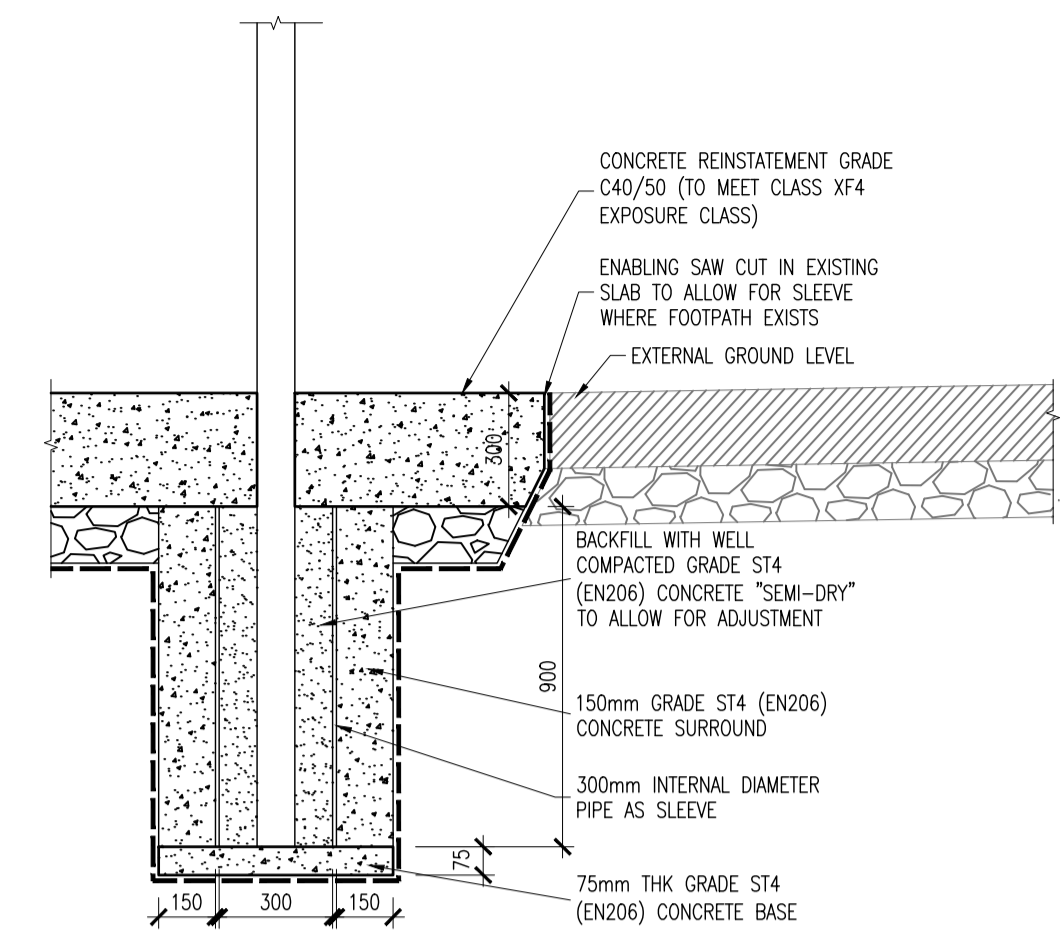


TYPICAL ACCESS ROAD PROPOSED CROSS SECTION  
SCALE 1:50

FIGURE 2A

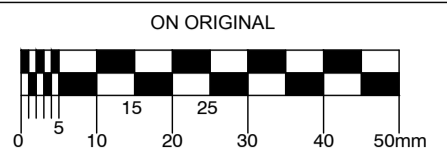


FENCE CONSTRUCTION  
SCALE 1:25



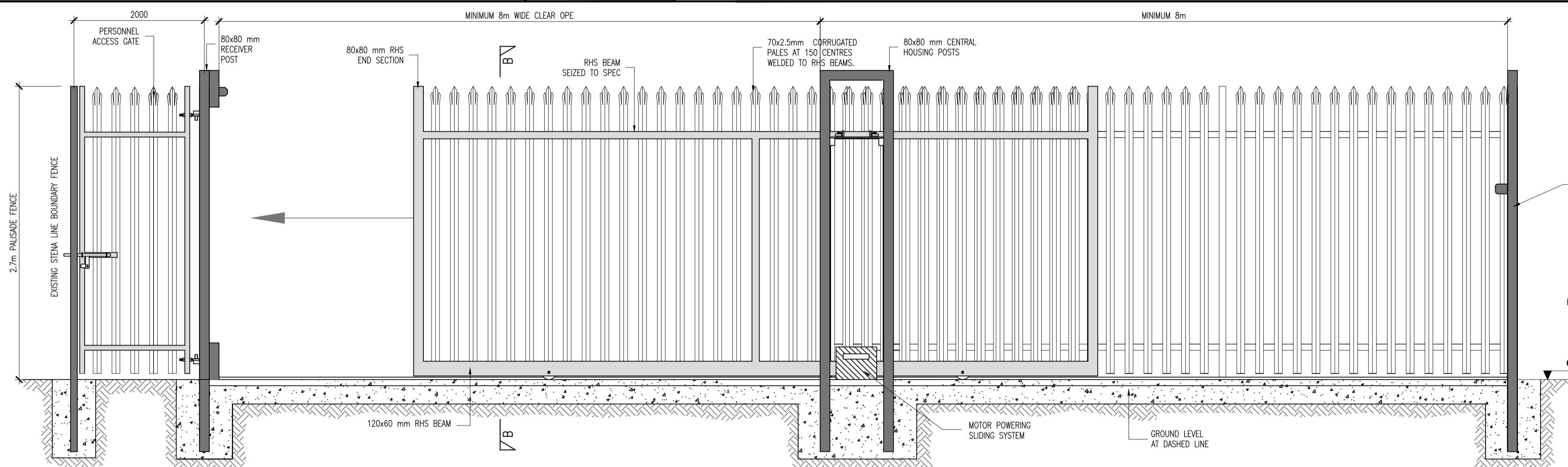
DETAIL A  
SCALE 1:20

© COPYRIGHT OF THIS DRAWING IS RESERVED BY DBFL CONSULTING ENGINEERS. NO PART SHALL BE REPRODUCED OR TRANSMITTED WITHOUT THEIR WRITTEN PERMISSION.



- GENERAL NOTES:
1. ALL WORKS SHALL BE CONSTRUCTED IN ACCORDANCE WITH THE WORKS REQUIREMENTS.
  2. ALL DIMENSIONS IN METRES UNLESS SPECIFIED OTHERWISE.
  3. ALL CO-ORDINATES ARE TO IRISH TRANSVERSE MERCATOR.
  4. ALL LEVELS ARE TO ORDNANCE DATUM (MALN HEAD).
  5. ALL TEMPORARY TRAFFIC & OPERATIONS MANAGEMENT SHALL COMPLY FULLY WITH THE WORKS REQUIREMENTS.
  6. THE CONTRACTOR MUST LAISE DIRECTLY WITH DUBLIN PORT COMPANY DEPARTMENTS AS DIRECTED IN THE WORKS REQUIREMENTS.
  7. ALL VEHICULAR & OPERATIONAL ROUTES WITHIN AND SURROUNDING THE WORKS EXTENTS MUST BE MAINTAINED THROUGHOUT THE WORKS IN ACCORDANCE WITH THE CONTRACTORS APPROVED TEMPORARY TRAFFIC & OPERATIONS MANAGEMENT PLAN.
  8. CONTRACTOR SHALL EMPLOY THE SERVICES OF AN APPROVED SURVEY COMPANY TO ESTABLISH THE GRID IDENTIFIED.
  9. ALL AGGREGATES PROPOSED FOR USE ON THIS SCHEME SHALL MEET FULLY THE REQUIREMENTS OF THE CONTRACT SPECIFICATION AND IN ADDITION THE REQUIREMENTS STATED IN STANDARD RECOMMENDATION S.R. 21/2014 GUIDANCE ON THE USE OF I.S. EN 12620:2002 +A1:2007 - AGGREGATES FOR UNBOUND AND HYDRAULICALLY BOUND MATERIALS FOR USE IN CIVIL ENGINEERING WORK AND ROAD CONSTRUCTION. FURTHER DETAIL IS PROVIDED IN ADDITIONAL CLAUSE 1444R OF THE CONTRACT SPECIFICATION.

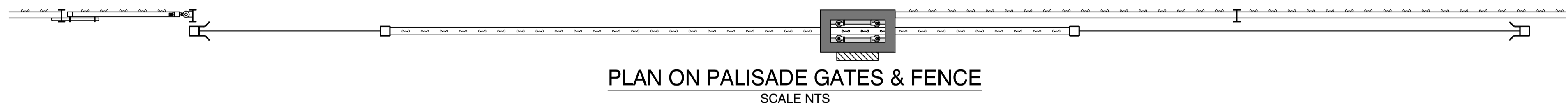
FIGURE 2B



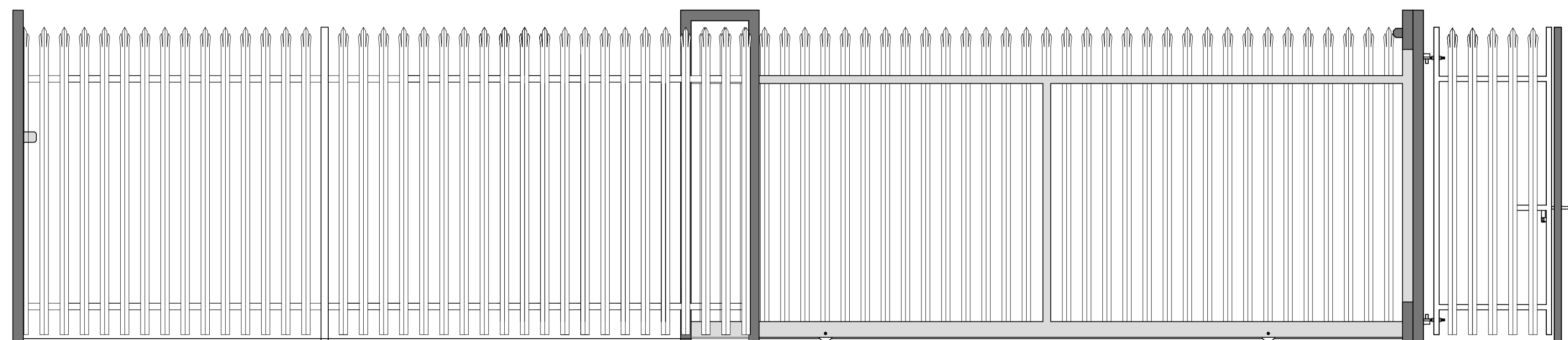
ELEVATION OF PALISADE GATES & FENCE - (ELEVATION FROM OUTSIDE)  
SCALE NTS

- JPK MANUFACTURING DETAILS
1. ALL DIMENSIONS ARE IN MILLIMETRES.
  2. ALL MATERIALS GALVANISED TO EN ISO 1461.
  3. ALL NUTS, BOLTS & FITTINGS GALVANISED TO BS 729
  4. POWDER COATED RAL9005 (BLACK) TO EN 10223-7

SECTION B-B  
SCALE 1:25



PLAN ON PALISADE GATES & FENCE  
SCALE NTS



ELEVATION OF PALISADE GATES & FENCE - (ELEVATION FROM INSIDE)  
SCALE NTS

FIGURE 2C

REV.	DATE	DESCRIPTION	BY	CHKD.
A	06.10.17	FIGURE 2D REMOVED	GMC	DB

**PLANNING**

DESIGNED	DB	PREPARED	GMC
DATE	SEPT 2017	CHECKED	WBA

DBFL Consulting Engineers  
 Dublin Office: Ormond House, Upper Ormond Quay, Dublin 7, Ireland. Phone: +353 1 400 4000 Fax: +353 1 400 4050  
 Waterford Office: Unit 2, The Chandlery, 1-2 O'Connell Street, Waterford, Ireland. Phone: +353 51 300 500 Fax: +353 51 844 913

PROJECT  
**BERTH 50 TUGBOAT ACCESS EGRESS**

DRG. TITLE  
**TYPICAL CONSTRUCTION DETAILS SHEET 2**

CLIENT  
**DUBLIN PORT COMPANY - PMO OFFICE**

SCALE	AS SHOWN @A1	FILE REF.	170157-2411
DRG. NO.	170157-4100-2		A