



An Roinn Airgeadais
Department of Finance

Exchequer Borrowing Requirement Profiles

March 2019

Prepared by the Economics Division,
Department of Finance
finance.gov.ie

Contents

Overview	2
1.1 Revenue	2
1.2 Expenditure	2
1.3 EBR 2003-2019, Fig. A	3
Tables	4
2.1 Monthly Profile of 2019 Exchequer Revenue	4
2.2 Monthly Profile of 2019 Exchequer Expenditure	5
2.3 Monthly Profile of 2019 Borrowing Requirements	6
3.1 Cumulative Profile of 2019 Exchequer Revenue	7
3.2 Cumulative Profile of 2019 Exchequer Expenditure	7
3.3 Cumulative Profile of 2019 Exchequer Borrowing Requirements	9
4.1 Gross Voted Expenditure Cumulative Profile 2019	10
4.2 Net Voted Expenditure Cumulative Profile 2019	11
Figures	12
5.1 Monthly Profile of 2019 Tax Receipts	12
5.2 Cumulative Profile of 2019 Tax Receipts	12
6.1 Monthly Profile of 2019 Appropriations-in-Aid	13
6.2 Cumulative Profile of 2019 Appropriations-in-Aid	13
7.1 Monthly Profile of 2019 Non-Tax Revenue	14
7.2 Cumulative Profile of 2019 Non-Tax Revenue	14
8.1 Monthly Profile of 2019 Capital Resources	15
8.2 Cumulative Profile of 2019 Capital Resources	15
9.1 Monthly Profile of 2019 Gross Voted Current Expenditure	16
9.2 Cumulative Profile of 2019 Gross Voted Current Expenditure	16
10.1 Monthly Profile of 2019 Gross Voted Capital Expenditure	17
10.2 Cumulative Profile of 2019 Gross Voted Capital Expenditure	17
11.1 Monthly Profile of 2019 Non-Voted Current Expenditure	18
11.2 Cumulative Profile of 2019 Non-Voted Current Expenditure	18
12.1 Monthly Profile of 2019 Non-Voted Capital Expenditure	19
12.2 Cumulative Profile of 2019 Non-Voted Capital Expenditure	19

Overview

The purpose of this document is to set out the 2019 Exchequer Borrowing Requirement (EBR) on both a monthly and a cumulative basis.

The profiles are presented in a similar format to that of the monthly Analytical Exchequer Statement, published in the Fiscal Monitor, which facilitates the comparison of the monthly Exchequer outturn with the cumulative profile. The profiles assist the National Treasury Management Agency in preparing liquidity projections.

The profiles for net voted expenditure, gross voted expenditure and appropriations-in-aid are consistent with the 2019 Revised Estimates Volume. The remaining profiles are consistent with the Budget 2019 fiscal forecast, published last October.

Exchequer revenue of €74,308 million is projected for this year. Total Exchequer expenditure is forecast as €76,698 million, resulting in an EBR of €2,390 million for the year.

Following a strong tax revenue performance in 2018, the Exchequer recorded a €0.1 billion balance, the first underlying surplus since 2006. For this year, an EBR of €2.4 billion is profiled in this document, mainly driven by increases in capital expenditure

1.1 Revenue

Total revenues of €74,308 million can be broken down under four different categories, tax revenue, non-tax revenue, appropriations-in-aid and capital resources. Tax revenue accounts for 78 *per cent* of total revenue. Appropriations-in-aid account for 17 *per cent*, while non-tax revenue and capital resources combined account for the remaining 5 *per cent*.

Further detail on the expected 2019 tax revenues can be found in the latest annual [Taxation Profiles](#) publication.

The majority of capital resources are expected to be made up of repayments to the Exchequer from loans given to extra-budgetary funds for operational cash flow purposes. Such transactions, while impacting on the Exchequer, may not affect the general government balance. These are classified as financial transactions and are presented separately at the bottom of the EBR profile tables. Prudently, no assumption is made in relation to possible Exchequer receipts from any potential disposal of the State's shareholding in a number of financial institutions.

1.2 Expenditure

Total expenditure of €76,698 million includes €66,633 million of gross voted expenditure and €10,064¹ million of non-voted expenditure. Gross voted expenditure accounts for 87 *per cent* of forecast spending and is €73 million greater than the estimate included in the Budget 2019 fiscal forecast, as set out in the [Revised Estimates for Public Services 2019](#).

¹ Figure includes a €500 million contribution to the Rainy Day Fund.

Non-voted expenditure equates to 13 *per cent* of total gross expenditure. The main elements of non-voted expenditure are total debt servicing costs of €5,523 million (55 *per cent*) and the EU Budget Contribution of €2,575 million (26 *per cent*).

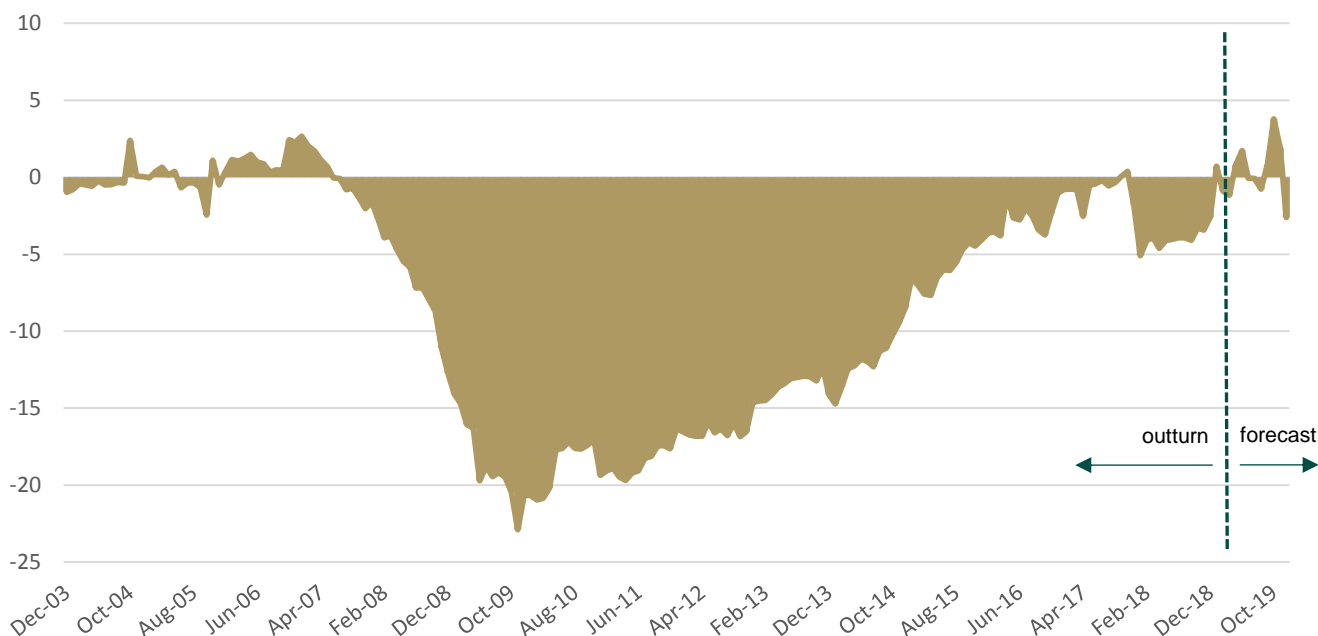
1.3 EBR 2003-2019

From 2003 to 2007, the Exchequer account was broadly in balance, that is, outgoings were broadly in line with revenue. From 2008 onwards, tax revenues decreased sharply, and a substantial deficit opened up on the Exchequer account. The underlying EBR increased significantly, peaking at over €20 billion (on a 12-month rolling sum basis) at end-2009 (these figures exclude the impact of banking support provided through the Exchequer).

Fiscal consolidation, in the first instance, helped to narrow the EBR. The cyclical recovery in the economy subsequently helped make further in-roads to reducing the EBR, mainly by boosting taxation revenue.

The Exchequer account recorded an annual surplus of €106 million in 2018, the first underlying surplus since 2006. In 2019, the Exchequer account is projected to record a deficit of €2.4 billion, in part reflecting increased capital expenditure. The wider measure of general government was profiled in Budget 2019 to be broadly balanced this year due to, *inter alia*, higher surpluses in general government bodies, mainly the Social Insurance Fund.

Fig. A: Exchequer Borrowing Requirement, € billions



Figures presented as rolling 12-month sum. Data exclude one-offs (both positive and negative) related to the banking sector. Source: Department of Finance calculations

Tables

2.1 Monthly Profile of 2019 Exchequer Revenue†, € millions

	Jan	Feb	Mar	Apr	May	Jun	Jul	Aug	Sep	Oct	Nov	Dec	Total
Tax Revenue¹													
- Income tax	1,906	1,745	1,493	1,994	1,643	1,758	1,869	1,720	1,583	1,854	3,379	1,961	22,905
- VAT	2,753	275	1,979	175	2,237	174	2,177	274	2,314	293	2,359	129	15,140
- Excise Duties	464	401	480	481	479	486	507	505	473	538	550	576	5,940
- Corporation Tax	-102	78	281	54	1,729	2,193	168	213	667	945	2,375	879	9,480
- Stamp Duties	141	100	108	114	138	92	160	124	89	299	128	183	1,675
- Motor Tax	95	82	85	84	81	76	87	76	70	74	65	65	940
- Customs	27	27	29	28	27	27	31	32	38	34	36	29	365
- Capital Gains Tax	73	65	13	9	12	10	14	15	24	29	82	654	1,000
- Capital Acquisitions Tax	14	13	14	19	21	18	22	24	32	94	203	19	495
	5,370	2,787	4,482	2,958	6,366	4,835	5,034	2,985	5,289	4,161	9,177	4,496	57,945
A-in-A's²													
- Fund Receipts (PRSI)	760	723	875	761	889	753	762	908	765	787	884	805	9,671
- Fund Receipts (National Training Fund)	47	0	73	32	42	35	60	0	92	5	92	8	486
- Other (inc Balances)	126	149	322	149	170	206	165	167	206	192	429	248	2,528
	932	872	1,270	942	1,101	994	987	1,074	1,063	983	1,406	1,061	12,685
Non-Tax Revenue¹													
- Central Bank Surplus Income	0	0	0	0	565	0	0	0	0	0	0	0	565
- Dividends	0	0	0	50	0	89	8	0	0	0	37	103	287
- National Lottery	0	47	0	35	0	34	0	35	0	35	0	34	220
- Other	354	-241 ³	14	14	15	13	13	8	13	13	13	9	241
	354	-195	14	99	580	136	21	43	13	48	50	146	1,313
Capital Resources¹													
- Other	1	0	0	0	0	0	0	0	0	8	66	0	74
	1	0	0	0	0	0	0	0	0	8	66	0	74
Revenue	6,657	3,464	5,766	3,999	8,047	5,965	6,042	4,103	6,365	5,200	10,698	5,703	72,017

[†] Rounding may affect totals.

¹ Figures are consistent with the fiscal forecast as published in Budget 2019. Taxation Revenue profiles include January outturns for consistency with the 2019 Taxation Profiles, published in February 2019. Capital Resources and Non-Tax Revenue account for the January and February outturns for consistency with the published Fiscal Monitors for that period.

² Figures are consistent with the Revised Estimates for Public Services 2019, presented on a profile basis for January-December. Figures do not include outturns.

³ €0.25bn was booked to Non-Tax Revenue in January 2019. This was reassigned to Capital Resources in February 2019, with no impact on the EBR.

2.2 Monthly Profile of 2019 Exchequer Expenditure[†], € millions

	Jan	Feb	Mar	Apr	May	Jun	Jul	Aug	Sep	Oct	Nov	Dec	Total
Gross Voted Current Expenditure²													
- Employment Affairs and Social Protection	1,725	1,541	1,737	1,649	1,802	1,759	1,685	1,809	1,605	1,750	1,747	1,673	20,484
- Health	1,385	1,316	1,420	1,249	1,540	1,294	1,283	1,535	1,312	1,386	1,399	1,246	16,365
- Education and Skills	957	585	857	716	948	770	819	645	924	847	955	803	9,826
- Other	961	877	1,053	941	991	968	990	979	1,260	1,134	1,234	1,229	12,616
	5,028	4,318	5,066	4,555	5,282	4,791	4,778	4,968	5,102	5,117	5,335	4,952	59,291
Non-Voted Current Expenditure¹													
- Interest on National Debt	179	236	1,554	590	727	516	87	158	144	861	43	227	5,322
- Debt Management Expenses	30	18	14	12	19	14	13	19	13	17	14	16	201
- Oireachtas Commission	9	9	13	13	13	13	13	13	13	13	13	13	149
- EU Budget Contribution	341	509	173	173	173	173	173	173	173	173	173	173	2,575
- Other	33	5	5	7	7	21	29	6	12	15	22	22	184
	592	777	1,759	795	939	736	315	369	355	1,079	264	451	8,431
Gross Voted Capital Expenditure²													
- Transport, Tourism and Sport	38	50	66	88	108	98	102	119	127	132	204	454	1,586
- Education and Skills	34	81	49	55	57	80	80	93	114	102	99	98	941
- Housing, Planning and Local Government	27	78	94	112	231	127	118	111	274	180	265	508	2,124
- Other	138	136	179	202	141	192	189	220	244	347	321	381	2,691
	237	345	387	457	537	497	489	542	759	761	889	1,441	7,342
Expenditure	5,857	5,440	7,213	5,806	6,758	6,025	5,581	5,880	6,215	6,958	6,488	6,844	75,064

[†] Rounding may affect totals.

² Voted Expenditure figures are consistent with the adjusted Revised Estimates for Public Services 2019. Voted Expenditure is profiled on a January-December basis and does not include outturns.

¹ Non-voted figures are consistent with the fiscal forecast as published in Budget 2019. These profiles account for the January and February outturns for consistency with published Fiscal Monitors for that period.

2.3 Monthly Profile of 2019 Borrowing Requirements†, € millions

	Jan	Feb	Mar	Apr	May	Jun	Jul	Aug	Sep	Oct	Nov	Dec	Total
Balance of general government impacting transactions⁴	800	-1,977	-1,447	-1,808	1,289	-60	460	-1,777	150	-1,758	4,210	-1,141	-3,047
Capital Resources¹													
- Other	711	489 ⁵	49	-26	-26	-20	-26	-26	-26	-26	-26	9	1,053
	711	489	49	-26	-26	-20	-26	-26	-26	-26	-26	9	1,053
Non-Tax Revenue¹													
- Central Bank Surplus Income	0	0	0	0	1,238	0	0	0	0	0	0	0	1,238
	0	0	0	0	1,238	0	0	0	0	0	0	0	1,238
Non-Voted Current Expenditure¹													
- Other	0	0	0	0	0	0	0	0	0	0	0	0	4
	0	0	0	0	0	0	0	0	0	0	0	0	4
Non-Voted Capital Expenditure¹													
- Feoga	0	0	0	0	0	0	0	0	0	150	50	600	800
- Loans	0	0	0	0	0	0	0	0	0	0	0	311	311
- Other	1	2	0	0	0	7	0	0	0	10	0	0	18
	1	2	0	0	0	7	0	0	0	160	50	911	1,129
Rainy Day Fund¹													
- Transfer to Rainy Day Fund	0	0	0	0	0	0	0	0	0	0	0	500	500
	0	0	0	0	0	0	0	0	0	0	0	500	500
Net Transactions with no general government impact⁶	710	487	48	-27	1,211	-27	-27	-27	-27	-187	-77	-1,403	657
Exchequer Balance	1,510	-1,489	-1,398	-1,834	2,501	-86	434	-1,803	123	-1,945	4,134	-2,544	-2,390

[†] Rounding may affect totals.

⁴ Tables 2.1 and 2.2 show Exchequer revenue and expenditure items that also impact on the general government balance.

¹ Figures are consistent with the fiscal forecast as published in Budget 2019. Figures account for the January and February outturns for consistency with the published Fiscal monitors for that period.

⁵ A payment was received from the IBRC special liquidator in February 2019 which was not expected or profiled in Budget 2019. To maintain consistency with the fiscal forecast, this receipt is removed from the profiles over the March-December period.

⁶ This is the net total of Exchequer receipts and expenditure items that do not impact on the general government balance. Such items may be deemed to be financial transactions or transfers within general government, and as such are deficit neutral.

3.1 Cumulative Profile of 2019 Exchequer Revenue†, € millions

	Jan	Feb	Mar	Apr	May	Jun	Jul	Aug	Sep	Oct	Nov	Dec
Tax Revenue¹												
- Income tax	1,906	3,651	5,144	7,138	8,780	10,539	12,408	14,128	15,711	17,565	20,944	22,905
- VAT	2,753	3,028	5,007	5,183	7,420	7,594	9,771	10,045	12,359	12,652	15,011	15,140
- Excise Duties	464	865	1,345	1,826	2,304	2,791	3,298	3,803	4,276	4,814	5,364	5,940
- Corporation Tax	-102	-24	257	311	2,040	4,233	4,401	6,614	5,281	6,225	8,600	9,480
- Stamp Duties	141	241	349	462	600	692	852	976	1,065	1,364	1,492	1,675
- Motor Tax	95	177	262	346	428	504	591	667	736	810	875	940
- Customs	27	54	82	110	137	164	195	227	266	300	336	365
- Capital Gains Tax	73	137	150	160	171	182	196	211	234	264	346	1,000
- Capital Acquisitions Tax	14	28	42	61	82	100	122	147	179	273	476	495
	5,370	8,156	12,639	15,597	21,963	26,798	31,832	34,817	40,106	44,268	53,444	57,945
A-in-A's²												
- Fund Receipts (PRSI)	760	1,483	2,358	3,118	4,007	4,760	5,523	6,431	7,196	7,982	8,867	9,671
- Fund Receipts (National Training Fund)	47	47	120	152	194	228	288	288	380	385	477	486
- Other (inc Balances)	126	274	597	746	916	1,123	1,287	1,454	1,660	1,851	2,280	2,528
	932	1,804	3,075	4,016	5,117	6,111	7,098	8,173	9,235	10,218	11,624	12,685
Non-Tax Revenue¹												
- Central Bank Surplus Income	0	0	0	0	565	565	565	565	565	565	565	565
- Dividends	0	0	0	50	50	139	147	147	147	147	184	287
- National Lottery	0	47	47	82	82	116	116	151	151	186	186	220
- Other	354	113 ³	127	140	155	168	181	189	202	215	229	241
	354	160	173	272	852	988	1,009	1,052	1,065	1,113	1,164	1,313
Capital Resources¹												
- Other	1	1	0	0	0	0	0	0	0	8	74	74
	1	1	0	0	0	0	0	0	0	8	74	74
Revenue	6,657	10,121	15,887	19,886	27,933	33,898	39,939	44,042	50,407	55,608	66,306	72,017

† Rounding may affect totals.

¹ Figures are consistent with the fiscal forecast as published in Budget 2019. Taxation Revenue profiles include January outturns for consistency with the 2019 Taxation Profiles, published in February 2019. Capital Resources and Non-Tax Revenue account for the January and February outturns for consistency with the published Fiscal Monitors for that period.

² Figures are consistent with the Revised Estimates for Public Services 2019, presented on a profile basis for January-December. Figures do not include outturns.

³ €0.25bn was booked to Non-Tax Revenue in January 2019, this was reassigned to Capital Resources in February 2019, with no impact on the EBR.

3.2 Cumulative Profile of 2019 Exchequer Expenditure[†], € millions

	Jan	Feb	Mar	Apr	May	Jun	Jul	Aug	Sep	Oct	Nov	Dec
Gross Voted Current Expenditure²												
- Employment Affairs and Social Protection	1,725	3,266	5,003	6,652	8,455	10,214	11,899	13,708	15,313	17,063	18,810	20,484
- Health	1,385	2,700	4,120	5,368	6,909	8,203	9,486	11,021	12,334	13,720	15,119	16,365
- Education and Skills	957	1,542	2,399	3,115	4,063	4,833	5,652	6,297	7,221	8,068	9,023	9,826
- Other	961	1,838	2,890	3,832	4,823	5,790	6,780	7,759	9,019	10,154	11,388	12,616
	5,028	9,346	14,412	18,967	24,249	29,040	33,818	38,786	43,888	49,005	54,340	59,291
Non-Voted Current Expenditure¹												
- Interest on National Debt	179	415	1,969	2,559	3,286	3,801	3,888	4,046	4,190	5,052	5,095	5,322
- Debt Management Expenses	30	48	62	74	94	108	121	140	154	171	185	201
- Oireachtas Commission	9	18	31	44	58	71	84	97	110	123	136	149
- EU Budget Contribution	341	850	1,022	1,195	1,367	1,540	1,712	1,885	2,057	2,230	2,402	2,575
- Other	33	38	43	50	58	78	107	114	125	140	162	184
	592	1,369	3,128	3,923	4,862	5,598	5,913	6,282	6,636	7,715	7,980	8,431
Gross Voted Capital Expenditure²												
- Transport, Tourism and Sport	38	89	154	243	351	448	550	669	796	928	1,132	1,586
- Education and Skills	34	115	164	218	276	356	436	528	642	744	843	941
- Housing, Planning and Local Government	27	105	199	310	541	668	787	898	1,172	1,352	1,617	2,124
- Other	138	274	453	655	796	988	1,177	1,397	1,641	1,988	2,309	2,691
	237	582	970	1,426	1,963	2,460	2,950	3,492	4,251	5,012	5,901	7,342
Expenditure	5,857	11,297	18,510	24,316	31,074	37,099	42,680	48,560	54,775	61,733	68,221	75,064

[†] Rounding may affect totals.

² Voted Expenditure figures are consistent with the adjusted Revised Estimates for Public Services 2019. Voted Expenditure is profiled on a January-December basis and does not include outturns.

¹ Non-voted figures are consistent with the fiscal forecast as published in Budget 2019. These profiles account for the January and February outturns for consistency with published Fiscal Monitors for that period.

3.3 Cumulative Profile of 2019 Exchequer Borrowing Requirements†, € millions

	Jan	Feb	Mar	Apr	May	Jun	Jul	Aug	Sep	Oct	Nov	Dec
Balance of general government impacting transactions⁴	800	-1,176	-2,623	-4,431	-3,141	-3,201	-2,741	-4,517	-4,367	-6,125	-1,915	-3,047
Capital Resources¹												
- Other	711	1,200 ⁵	1,249	1,222	1,196	1,176	1,150	1,123	1,097	1,070	1,044	1,053
	711	1,200	1,249	1,222	1,196	1,176	1,150	1,123	1,097	1,070	1,044	1,053
Non-Tax Revenue¹												
- Central Bank Surplus Income	0	0	0	0	1,238	1,238	1,238	1,238	1,238	1,238	1,238	1,238
	0	0	0	0	1,238	1,238	1,238	1,238	1,238	1,238	1,238	1,238
Non-Voted Current Expenditure¹												
- Other	0	1	1	1	2	2	2	3	3	4	4	4
	0	1	1	1	2	2	2	3	3	4	4	4
Non-Voted Capital Expenditure¹												
- Feoga	0	0	0	0	0	0	0	0	0	150	200	800
- Loans	0	0	0	0	0	0	0	0	0	0	0	311
- Other	1	2	2	2	2	9	8	8	8	18	18	18
	1	2	2	2	2	9	8	8	8	168	218	1,129
Rainy Day Fund¹												
- Transfer to Rainy Day Fund	0	0	0	0	0	0	0	0	0	0	0	500
	0	0	0	0	0	0	0	0	0	0	0	500
Net Transactions with no general government impact⁶	710	1,197	1,246	1,219	2,430	2,404	2,377	2,350	2,323	2,137	2,060	657
Exchequer Balance	1,510	21	-1,377	-3,212	-711	-797	-364	-2,167	-2,044	-3,989	145	-2,390

[†] Rounding may affect totals.

⁴ Tables 2.1 and 2.2 show Exchequer revenue and expenditure items that also impact on the general government balance.

¹ Figures are consistent with the fiscal forecast as published in Budget 2019. Figures account for the January and February outturns for consistency with the published Fiscal monitors for that period.

⁵ A payment was received from the IBRC special liquidator in February 2019 which was not expected or profiled in Budget 2019. To maintain consistency with the fiscal forecast, this receipt is removed from the profiles over the March-December period.

⁶ This is the net total of Exchequer receipts and expenditure items that do not impact on the general government balance. Such items may be deemed to be financial transactions or transfers within general government, and as such are deficit neutral.

4.1 Gross Voted Expenditure Cumulative Profile 2019†, € millions

	Jan	Feb	Mar	Apr	May	Jun	Jul	Aug	Sep	Oct	Nov	Dec
Agriculture, Food and Marine	108	213	303	396	504	587	668	746	1,010	1,145	1,402	1,596
Current	67	151	224	294	387	453	516	577	824	937	1,172	1,341
Capital	41	62	79	102	116	134	152	170	187	209	230	255
Culture, Heritage and Gaeltacht	18	55	85	118	140	164	189	214	240	277	307	339
Current	16	45	69	95	114	131	153	172	193	223	246	265
Capital	2	10	16	23	26	34	36	42	47	54	61	74
Children and Youth Affairs	191	299	422	534	659	789	892	1,010	1,141	1,292	1,426	1,510
Current	190	297	420	530	653	780	878	993	1,121	1,268	1,398	1,478
Capital	1	2	3	4	6	9	14	18	20	24	28	32
Communications, Climate Action and Environment	38	80	125	164	214	263	316	377	440	508	585	665
Current	29	60	95	123	161	190	219	257	289	322	363	392
Capital	10	20	31	41	53	73	98	120	151	186	222	273
Defence	69	149	224	301	384	459	541	637	715	812	913	1,007
Current	68	143	214	285	364	436	513	587	661	742	820	901
Capital	1	6	10	16	20	23	28	51	54	71	93	106
Education and Skills	991	1,657	2,562	3,333	4,338	5,189	6,087	6,825	7,863	8,812	9,866	10,767
Current	957	1,542	2,399	3,115	4,063	4,833	5,652	6,297	7,221	8,068	9,023	9,826
Capital	34	115	164	218	276	356	436	528	642	744	843	941
Business, Enterprise and Innovation	54	115	203	303	351	419	480	536	611	756	838	950
Current	21	48	75	105	133	157	186	211	240	271	300	330
Capital	33	67	128	198	218	262	295	325	371	485	538	620
Housing, Planning and Local Government	82	280	570	826	1,179	1,445	1,757	2,004	2,479	2,813	3,257	4,044
Current	55	175	372	515	638	777	970	1,106	1,308	1,461	1,641	1,919
Capital	27	105	199	310	541	668	787	898	1,172	1,352	1,617	2,124
Finance	42	80	121	159	209	251	287	325	365	415	458	505
Current	42	79	119	157	206	242	278	315	351	400	439	481
Capital	0	1	2	2	3	9	9	10	14	15	18	24
Foreign Affairs and Trade	62	110	178	227	283	330	400	457	559	632	731	802
Current	62	108	174	221	275	322	390	447	547	617	713	781
Capital	0	1	4	6	8	9	10	10	12	15	18	21
Health	1,409	2,755	4,223	5,517	7,112	8,461	9,805	11,412	12,795	14,260	15,753	17,107
Current	1,385	2,700	4,120	5,368	6,909	8,203	9,486	11,021	12,334	13,720	15,119	16,365
Capital	24	55	104	149	203	259	319	390	461	540	634	742
Justice and Equality	226	431	646	890	1,106	1,336	1,557	1,811	2,033	2,285	2,515	2,769
Current	214	407	611	839	1,044	1,260	1,465	1,702	1,906	2,138	2,346	2,574
Capital	12	24	35	51	62	75	92	108	127	148	169	195
Public Expenditure and Reform	83	165	264	354	471	584	676	771	885	1,007	1,110	1,249
Current	75	147	237	312	417	516	595	672	764	864	943	1,053
Capital	9	17	27	42	54	68	81	100	121	143	167	196
Employment Affairs and Social Protection	1,726	3,267	5,005	6,655	8,458	10,218	11,905	13,714	15,321	17,073	18,822	20,498
Current	1,725	3,266	5,003	6,652	8,455	10,214	11,899	13,708	15,313	17,063	18,810	20,484
Capital	1	1	2	3	4	4	6	6	8	10	12	14
Taoiseach	15	30	45	60	79	94	109	125	139	158	175	192
Current	15	30	45	60	79	94	109	125	139	158	175	192
Capital	0	0	0	0	0	0	0	0	0	0	0	0
Transport, Tourism and Sport	125	208	340	482	643	794	962	1,168	1,352	1,551	1,821	2,342
Current	87	120	185	239	292	345	412	499	555	623	689	756
Capital	38	89	154	243	351	448	550	669	796	928	1,132	1,586
Rural Community and Development	26	36	64	76	83	118	136	145	190	221	262	291
Current	22	28	52	57	60	88	96	98	123	131	143	153
Capital	4	8	12	19	23	31	39	47	66	90	119	138
Total Gross Voted Expenditure	5,265	9,928	15,382	20,393	26,212	31,500	36,767	42,278	48,139	54,017	60,241	66,633
Current	5,028	9,346	14,412	18,967	24,249	29,040	33,818	38,786	43,888	49,005	54,340	59,291
Capital	237	582	970	1,426	1,963	2,460	2,950	3,492	4,251	5,012	5,901	7,342

†Rounding may affect totals. Source: Department of Public Expenditure and Reform

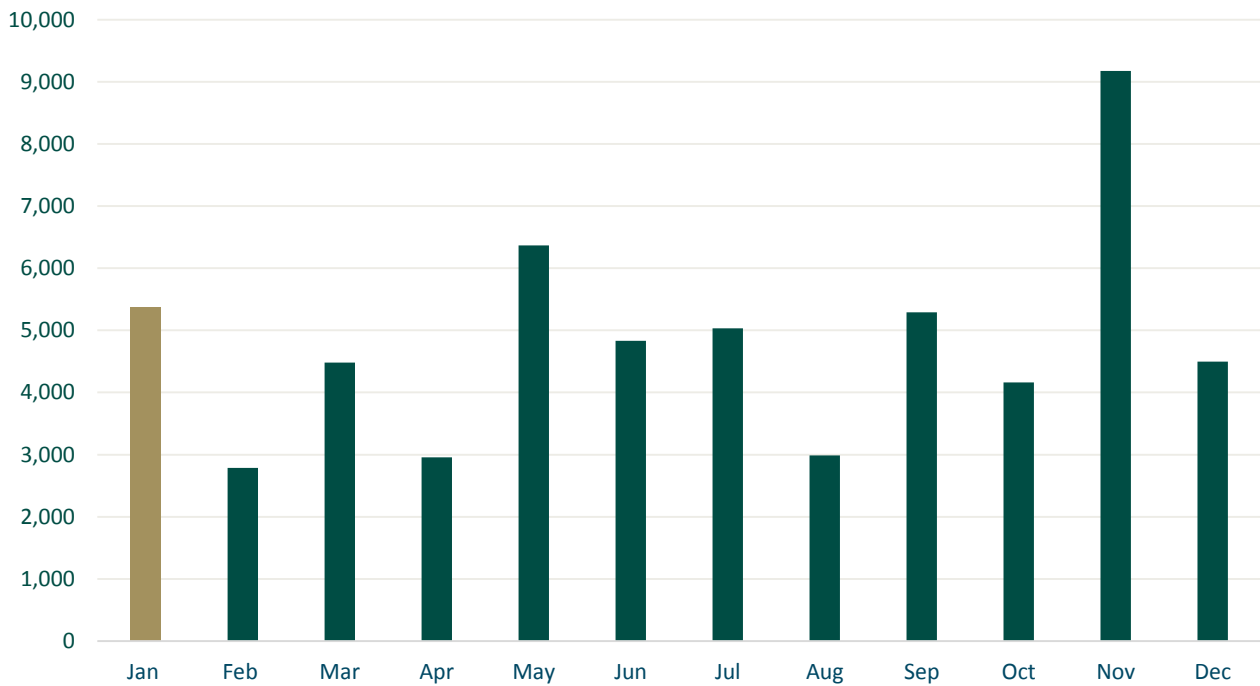
4.2 Net Voted Expenditure Cumulative Profile 2019†, € millions

	Jan	Feb	Mar	Apr	May	Jun	Jul	Aug	Sep	Oct	Nov	Dec
Agriculture, Food and Marine	105	207	142	225	328	388	454	518	747	863	1,115	1,304
Current	64	144	62	123	212	254	302	348	560	654	886	1,049
Capital	41	62	79	102	116	134	152	170	187	209	230	255
Culture, Heritage and Gaeltacht	18	54	84	116	139	162	187	211	237	273	303	335
Current	15	44	68	94	112	129	150	169	190	220	243	261
Capital	2	10	16	23	26	34	36	42	47	54	61	74
Children and Youth Affairs	189	295	417	527	650	777	879	996	1,125	1,275	1,408	1,483
Current	188	293	414	523	644	769	865	978	1,105	1,251	1,380	1,451
Capital	1	2	3	4	6	9	14	18	20	24	28	32
Communications, Climate Action and Environment	20	41	66	87	117	147	183	224	265	310	361	422
Current	11	22	36	46	64	74	85	103	114	124	140	149
Capital	10	20	31	41	53	73	98	120	151	186	222	273
Defence	68	146	218	293	375	447	526	621	696	789	889	979
Current	67	140	208	277	355	424	499	571	642	720	797	875
Capital	1	6	10	16	20	22	27	50	54	69	92	105
Education and Skills	929	1,559	2,360	3,060	3,976	4,757	5,557	6,259	7,170	8,065	8,958	9,801
Current	895	1,445	2,196	2,842	3,700	4,401	5,121	5,731	6,529	7,321	8,115	8,860
Capital	34	114	163	218	276	356	436	528	641	744	843	941
Business, Enterprise and Innovation	50	107	191	287	330	394	452	503	574	714	791	897
Current	18	40	63	90	114	134	159	180	204	232	256	279
Capital	32	67	128	197	217	261	293	323	370	482	536	618
Housing, Planning and Local Government	76	273	550	803	1,154	1,409	1,719	1,964	2,428	2,759	3,200	3,980
Current	50	168	352	493	614	742	933	1,068	1,258	1,408	1,586	1,858
Capital	27	105	198	310	540	667	786	897	1,170	1,350	1,615	2,122
Finance	38	72	102	137	183	212	245	280	308	355	395	430
Current	38	72	100	135	180	203	236	270	294	340	376	406
Capital	0	1	2	2	3	9	9	10	14	15	18	24
Foreign Affairs and Trade	59	103	167	212	264	307	373	426	524	594	688	756
Current	59	102	163	206	256	298	363	416	512	578	670	735
Capital	0	1	4	6	8	9	10	10	12	15	18	21
Health	1,394	2,726	4,181	5,460	7,040	8,375	9,704	11,297	12,665	14,115	15,369	16,692
Current	1,370	2,672	4,077	5,311	6,837	8,117	9,386	10,906	12,204	13,576	14,735	15,960
Capital	24	55	104	149	203	259	319	390	461	540	634	732
Justice and Equality	205	394	592	820	1,015	1,214	1,420	1,656	1,861	2,090	2,299	2,529
Current	192	369	557	770	952	1,138	1,328	1,547	1,734	1,942	2,130	2,333
Capital	12	24	35	51	62	75	92	108	127	148	169	195
Public Expenditure and Reform	67	131	206	277	372	459	532	607	693	792	872	976
Current	58	114	178	235	318	392	451	507	571	649	706	780
Capital	9	17	27	42	54	68	81	100	121	143	167	196
Employment Affairs and Social Protection	949	1,750	2,593	3,465	4,362	5,349	6,255	7,139	7,963	8,910	9,757	10,600
Current	948	1,748	2,591	3,462	4,358	5,345	6,249	7,133	7,955	8,901	9,745	10,586
Capital	1	1	2	3	4	4	6	6	8	10	12	14
Taoiseach	14	29	44	58	77	91	106	121	135	154	170	187
Current	14	29	44	58	77	91	106	121	135	154	170	187
Capital	0	0	0	0	0	0	0	0	0	0	0	0
Transport, Tourism and Sport	124	207	338	479	640	791	953	1,153	1,336	1,534	1,798	2,317
Current	86	119	184	237	290	342	403	485	541	607	667	732
Capital	38	89	154	243	351	448	550	668	795	927	1,131	1,585
Rural Community and Development	26	31	59	70	74	109	125	131	176	206	241	261
Current	22	28	52	56	59	86	94	96	121	128	135	140
Capital	4	3	7	14	15	22	31	36	55	78	106	121
Total Net Voted Expenditure	4,332	8,124	12,307	16,377	21,095	25,389	29,669	34,105	38,903	43,799	48,617	53,948
Current	4,096	7,548	11,344	14,957	19,142	22,940	26,731	30,630	34,669	38,805	42,736	46,641
Capital	237	576	964	1,420	1,953	2,449	2,938	3,476	4,234	4,994	5,881	7,307

†Rounding may affect totals. Source: Department of Public Expenditure and Reform

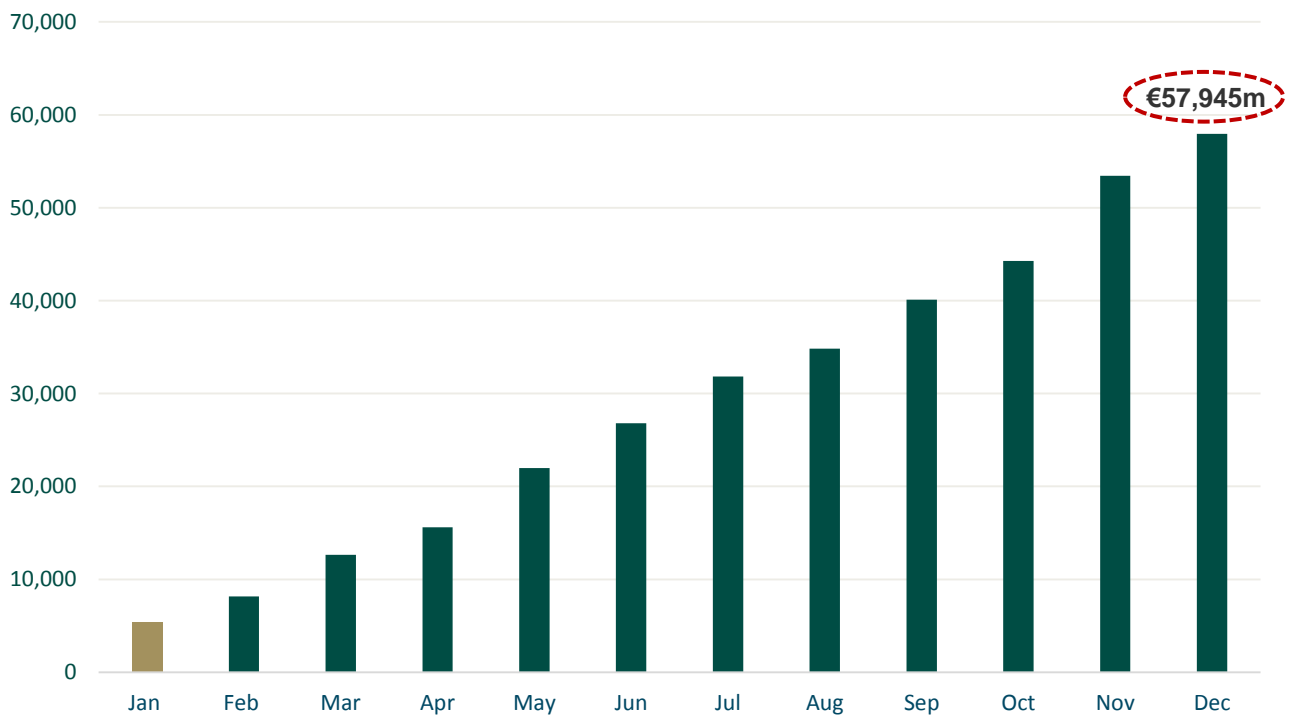
Figures

5.1 Monthly Profile of 2019 Tax Receipts, € millions



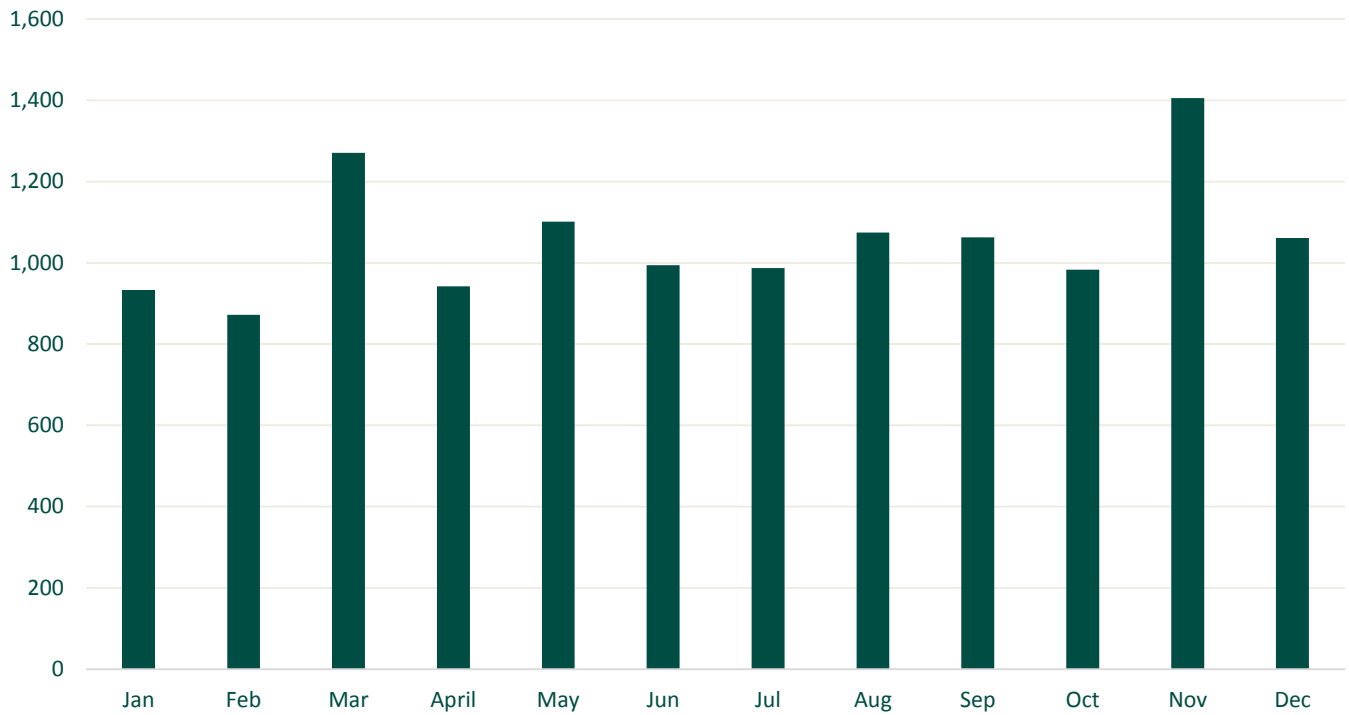
Source: Department of Finance calculations

5.2 Cumulative Profile of 2019 Tax Receipts, € millions



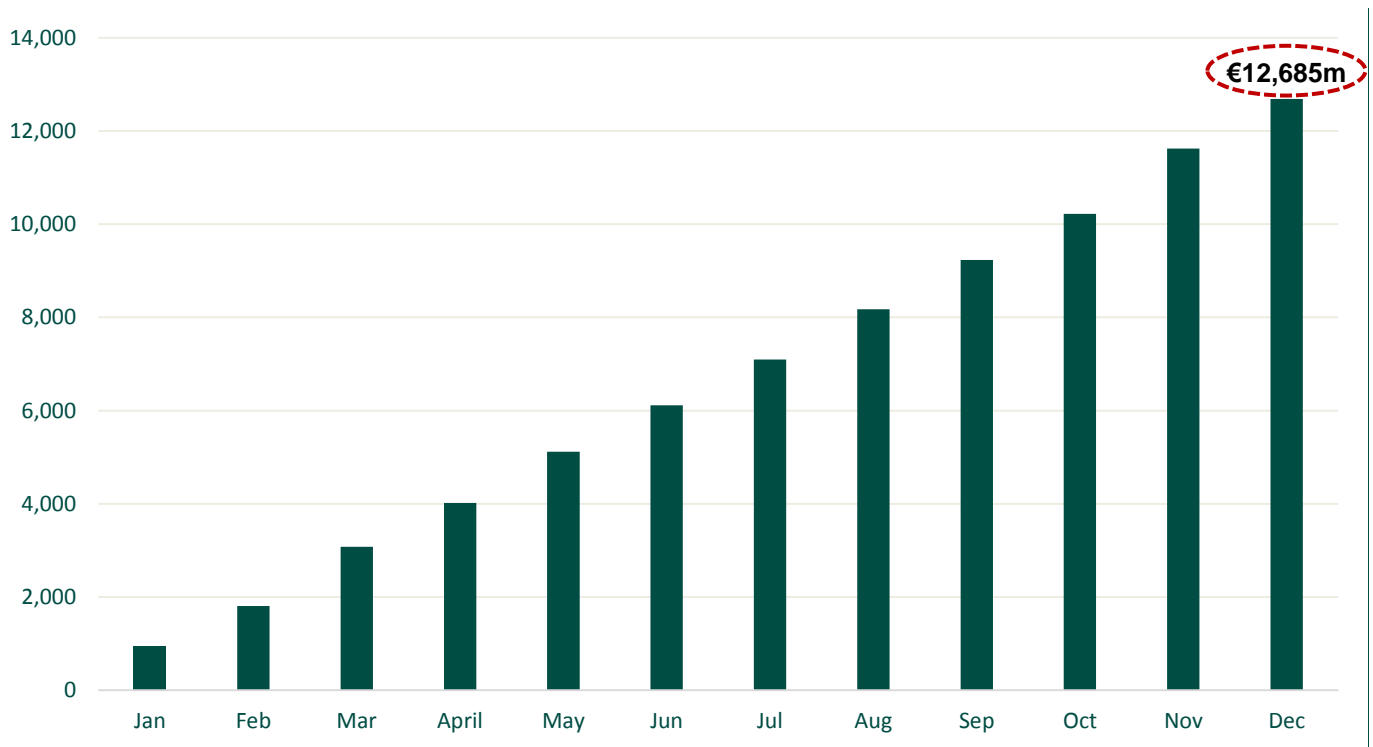
Source: Department of Finance calculations

6.1 Monthly Profile of 2019 Appropriations-in-Aid, € millions



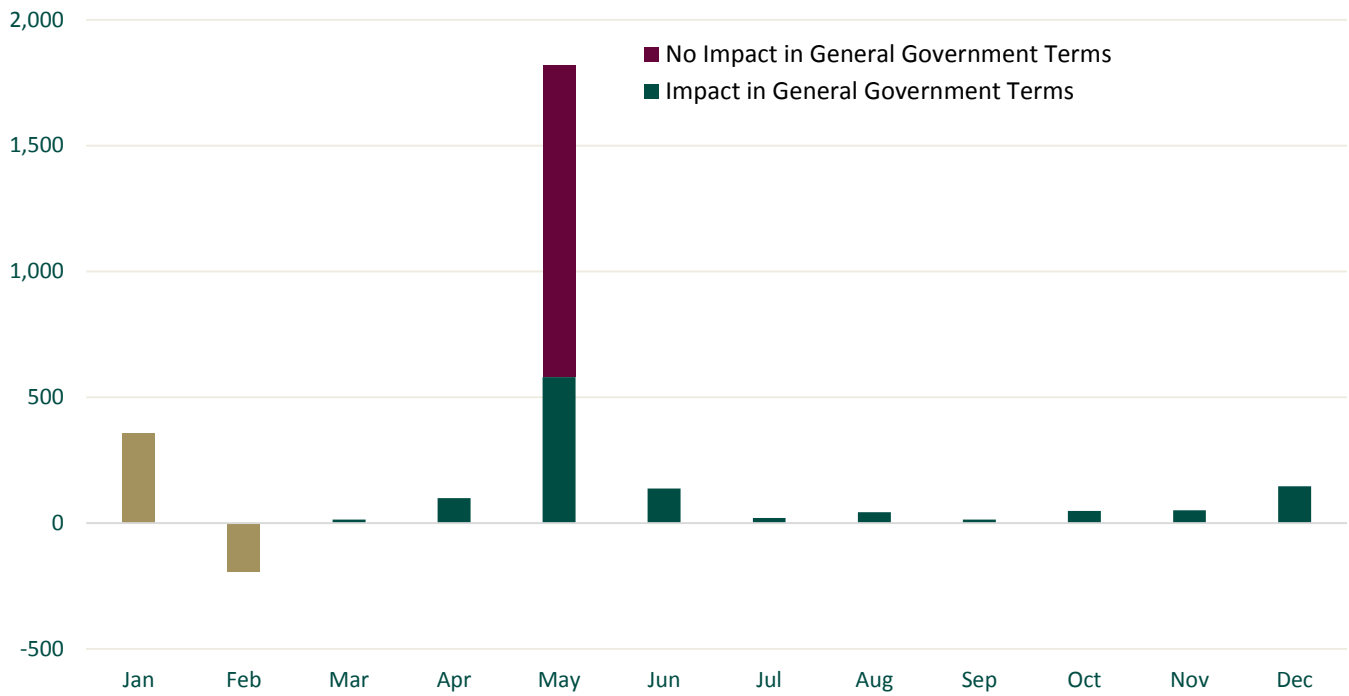
Source: Department of Public Expenditure and Reform calculations

6.2 Cumulative Profile of 2019 Appropriations-in-Aid, € millions



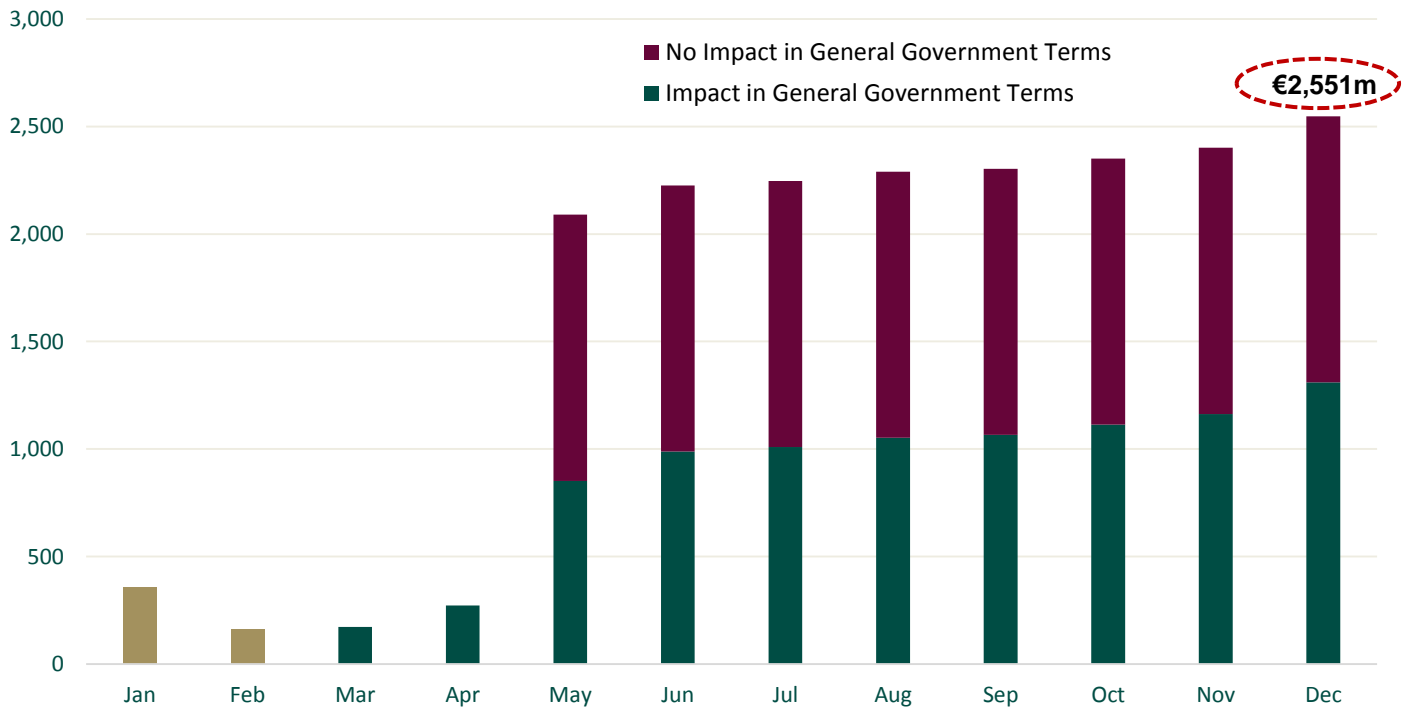
Source: Department of Public Expenditure and Reform calculations

7.1 Monthly Profile of 2019 Non-Tax Revenue, € millions



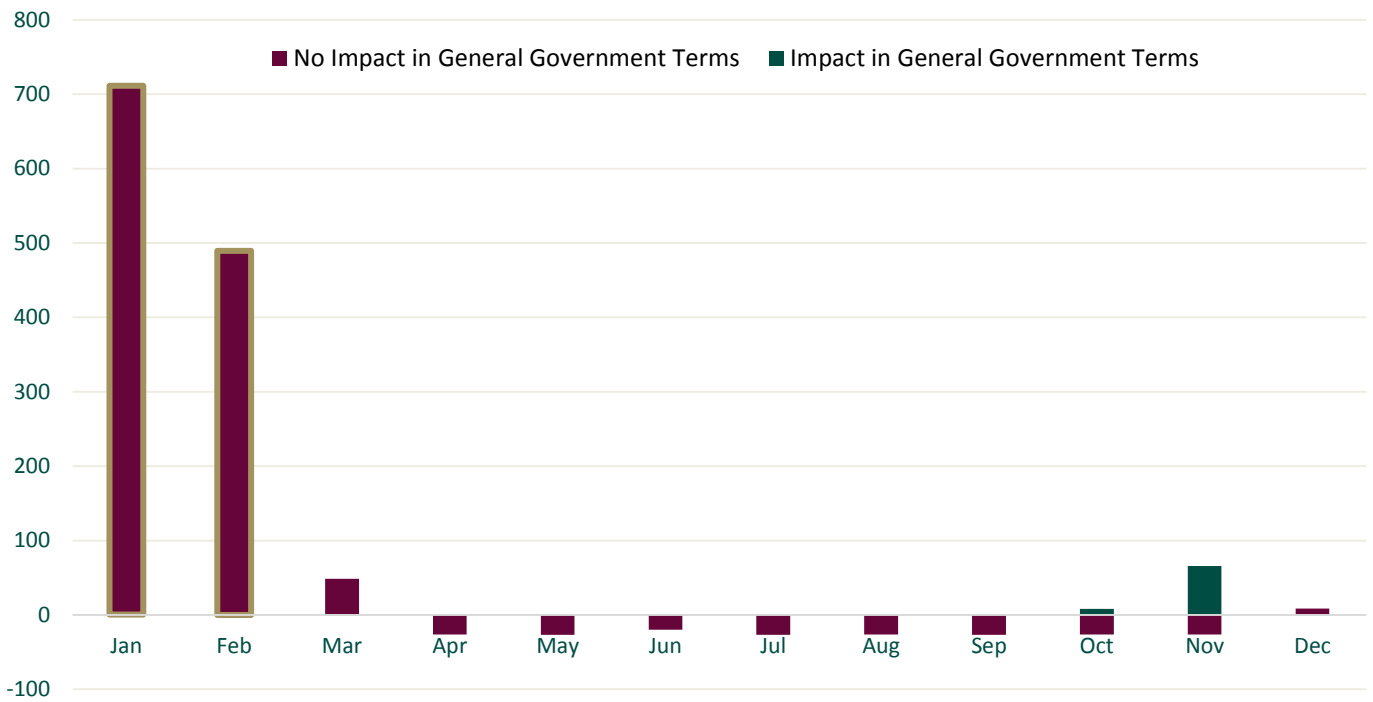
Source: Department of Finance calculations

7.2 Cumulative Profile of 2019 Non-Tax Revenue, € millions



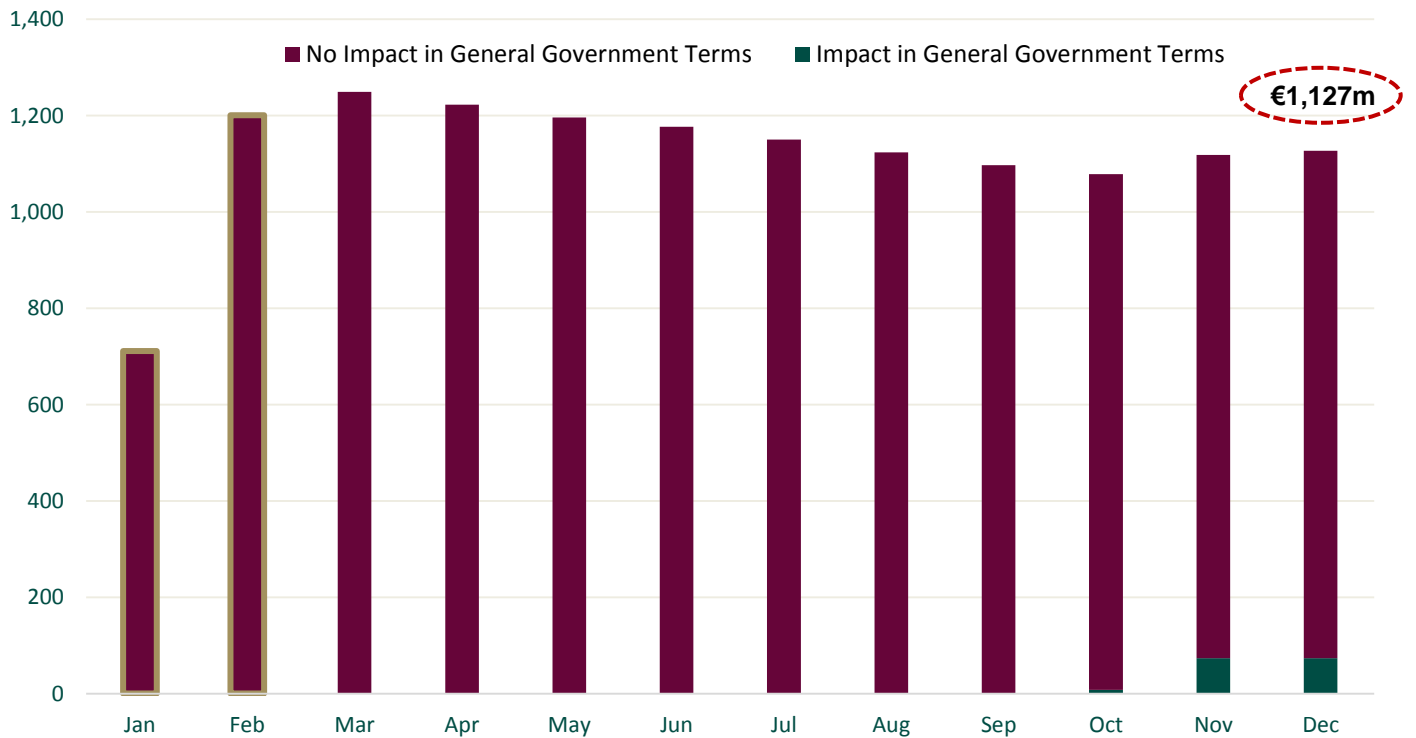
Source: Department of Finance calculations

8.1 Monthly Profile of 2019 Capital Resources, € millions



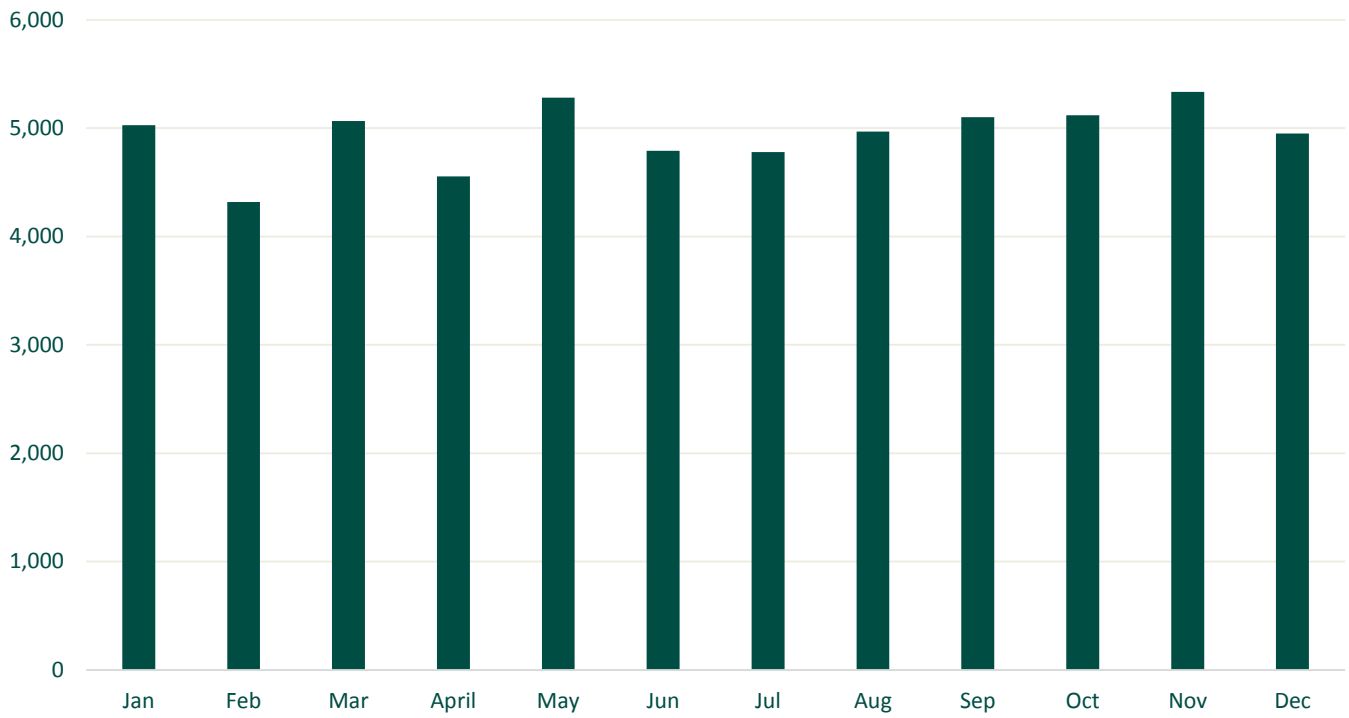
Source: Department of Finance calculations

8.2 Cumulative Profile of 2019 Capital Resources, € millions



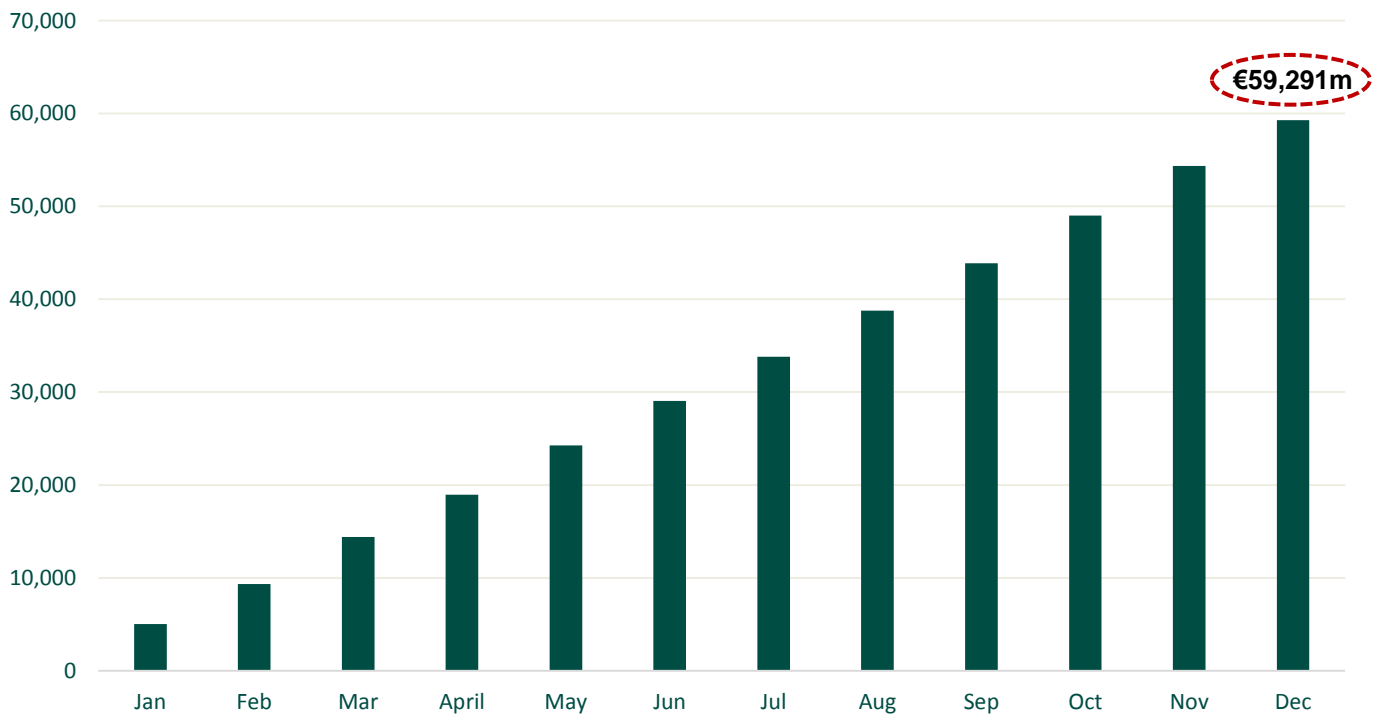
Source: Department of Finance calculations

9.1 Monthly Profile of 2019 Gross Voted Current Expenditure, € millions



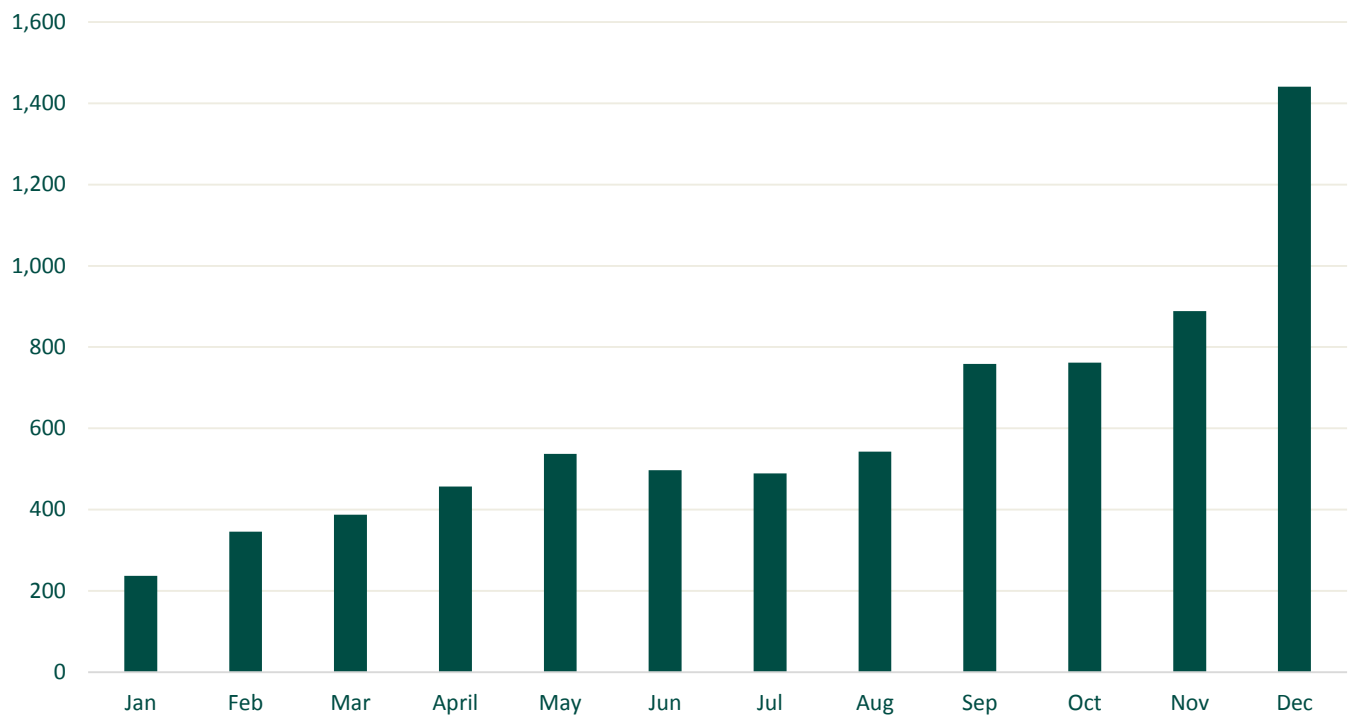
Source: Department of Public Expenditure and Reform calculations

9.2 Cumulative Profile of 2019 Gross Voted Current Expenditure, € millions



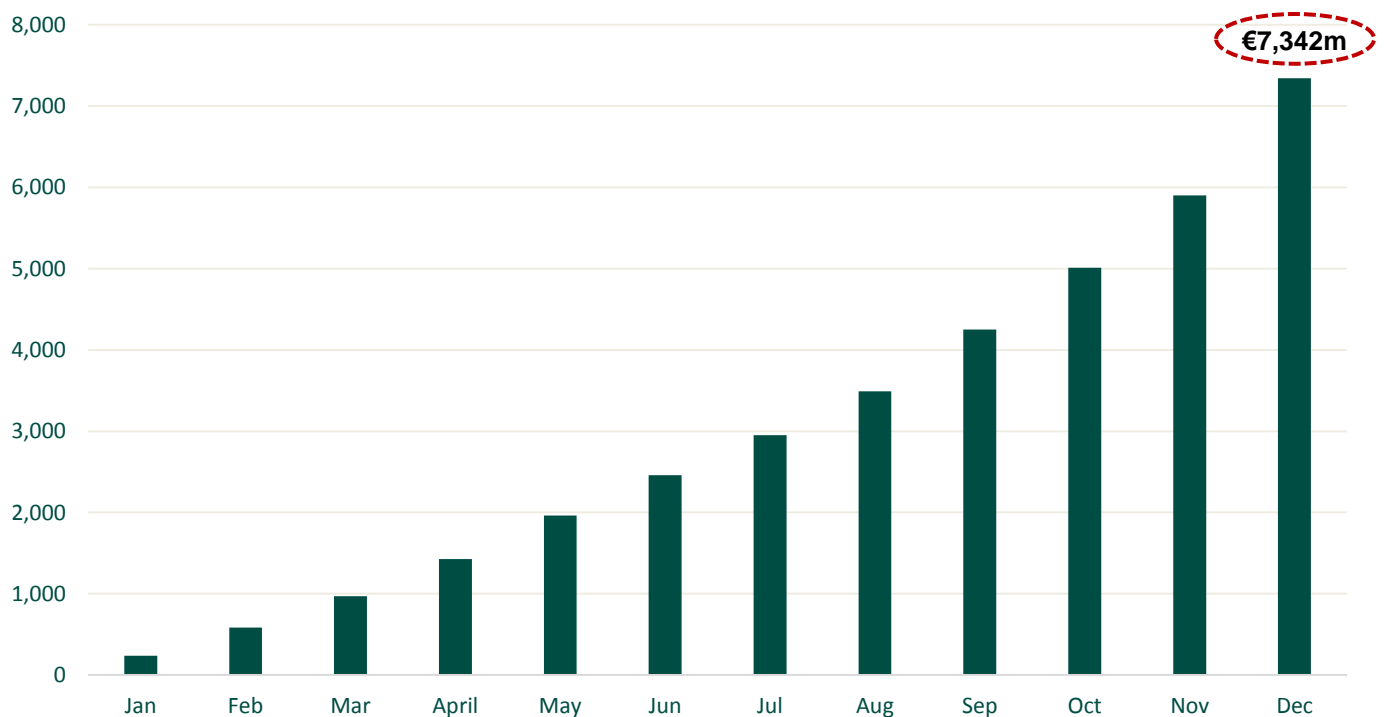
Source: Department of Public Expenditure and Reform calculations

10.1 Monthly Profile of 2019 Gross Voted Capital Expenditure, € millions



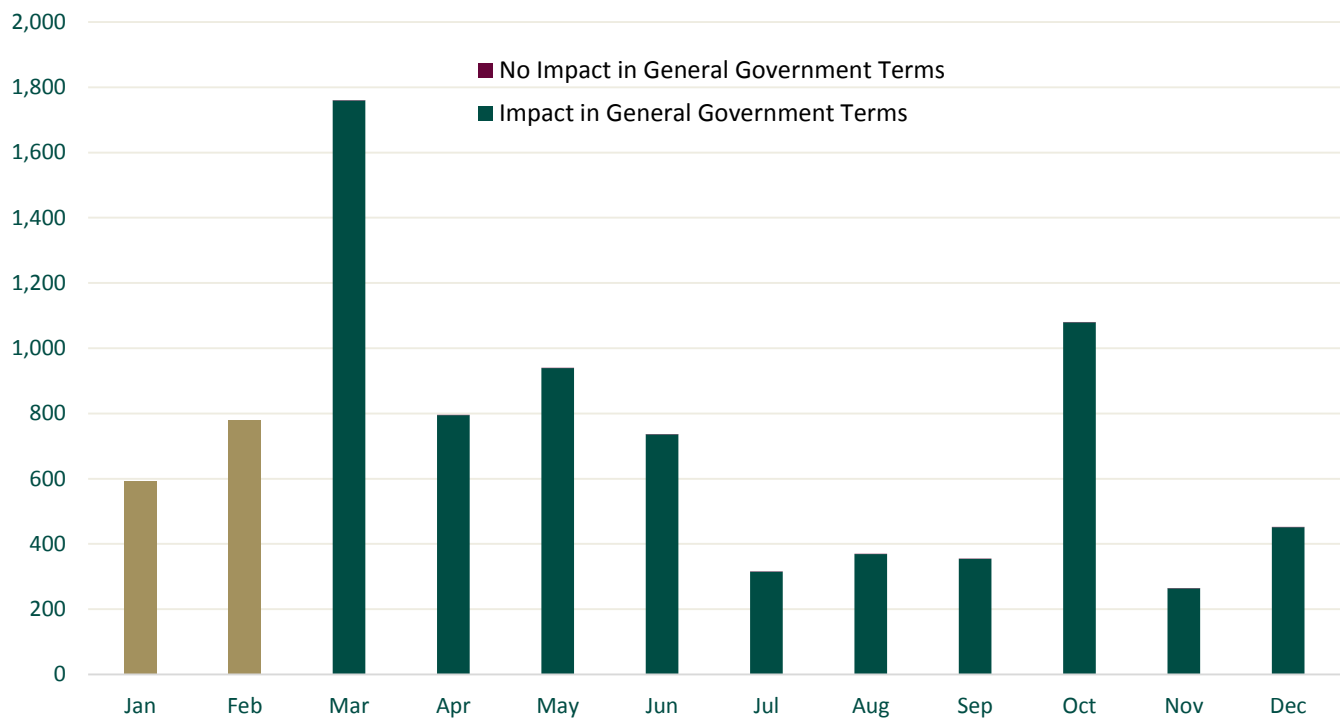
Source: Department of Public Expenditure and Reform calculations

10.2 Cumulative Profile of 2019 Gross Voted Capital Expenditure, € millions



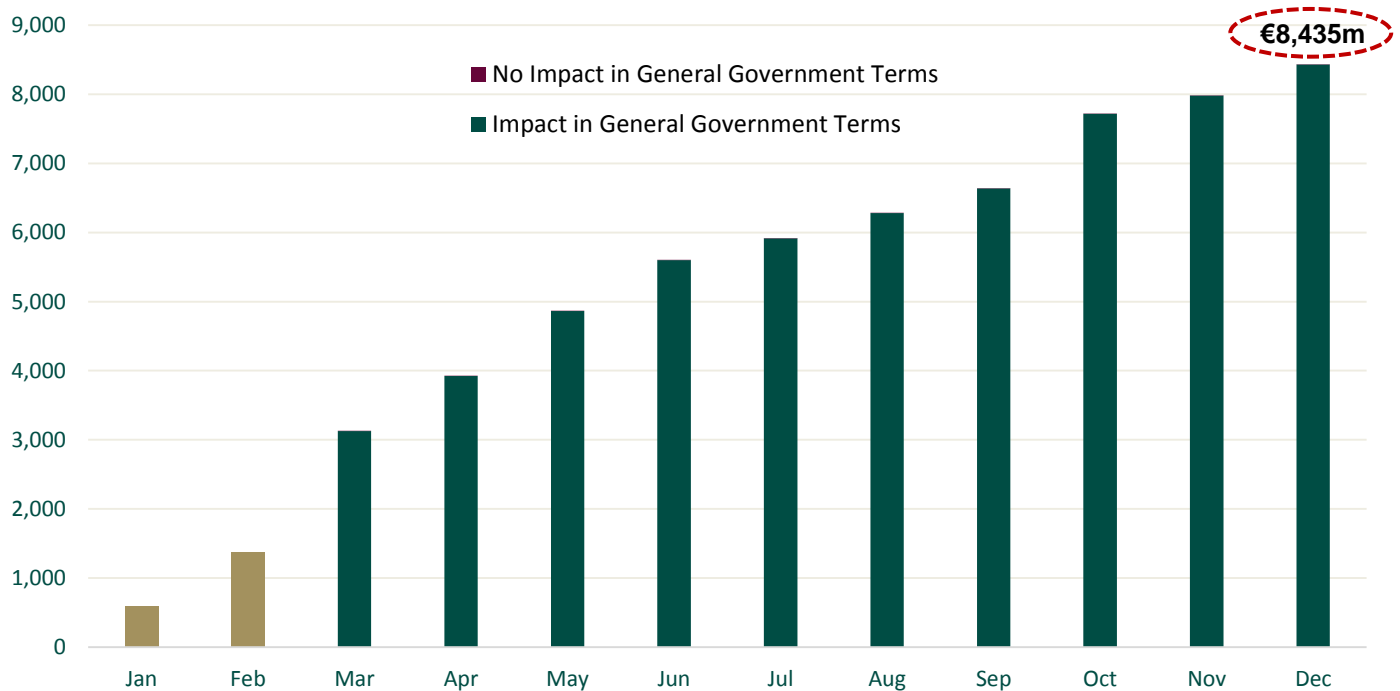
Source: Department of Public Expenditure and Reform calculations

11.1 Monthly Profile of 2019 Non-Voted Current Expenditure, € millions



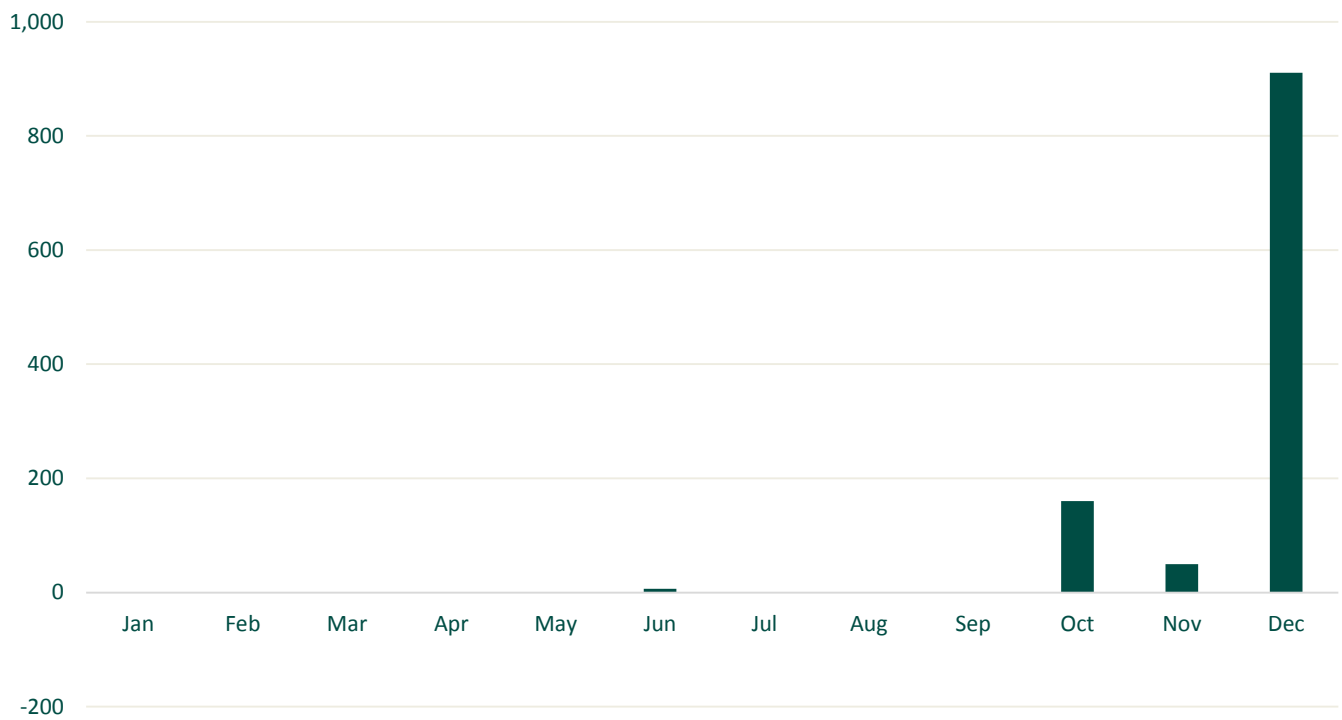
Source: Department of Public Expenditure and Reform calculations

11.2 Cumulative Profile of 2019 Non-Voted Current Expenditure, € millions



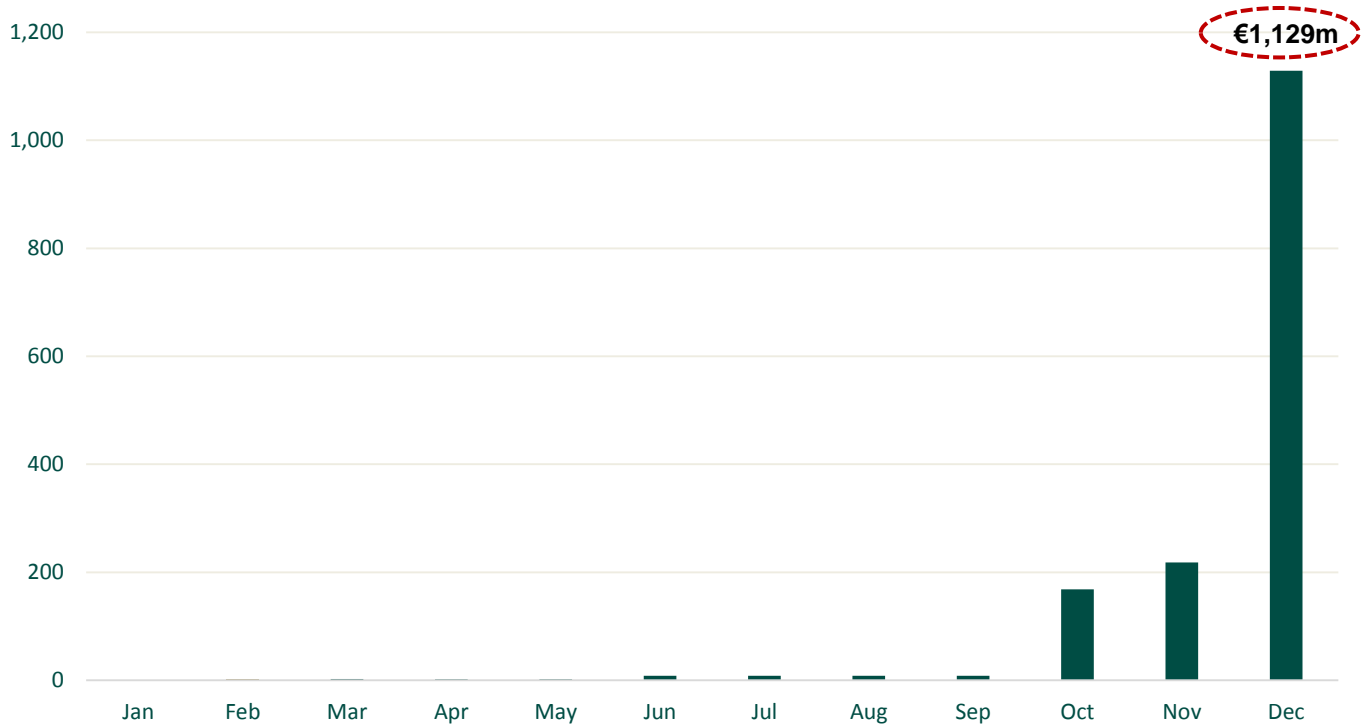
Source: Department of Public Expenditure and Reform calculations

12.1 Monthly Profile of 2019 Non-Voted Capital Expenditure, € millions



Source: Department of Finance calculations

12.2 Cumulative Profile of 2019 Non-Voted Capital Expenditure, € millions



Source: Department of Finance calculations



An Roinn Airgeadais
Department of Finance

Tithe an Rialtas. Sráid Mhuirfean Uacht,
Baile Átha Cliath 2, D02 R583, Éire
Government Buildings, Upper Merrion Street,
Dublin 2, D02 R583, Ireland

T:+353 1 676 7571
@IRLDeptFinance
www.finance.gov.ie