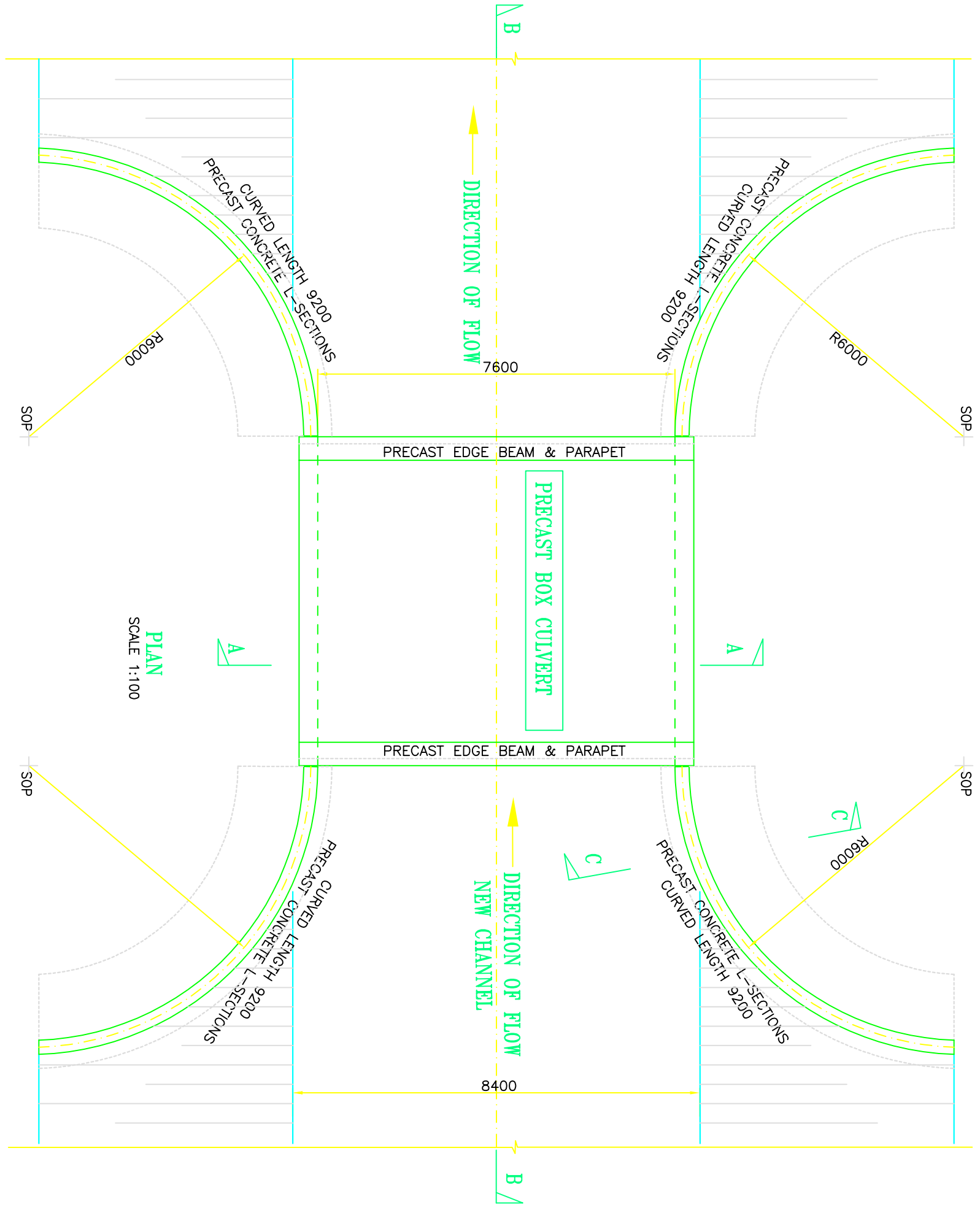
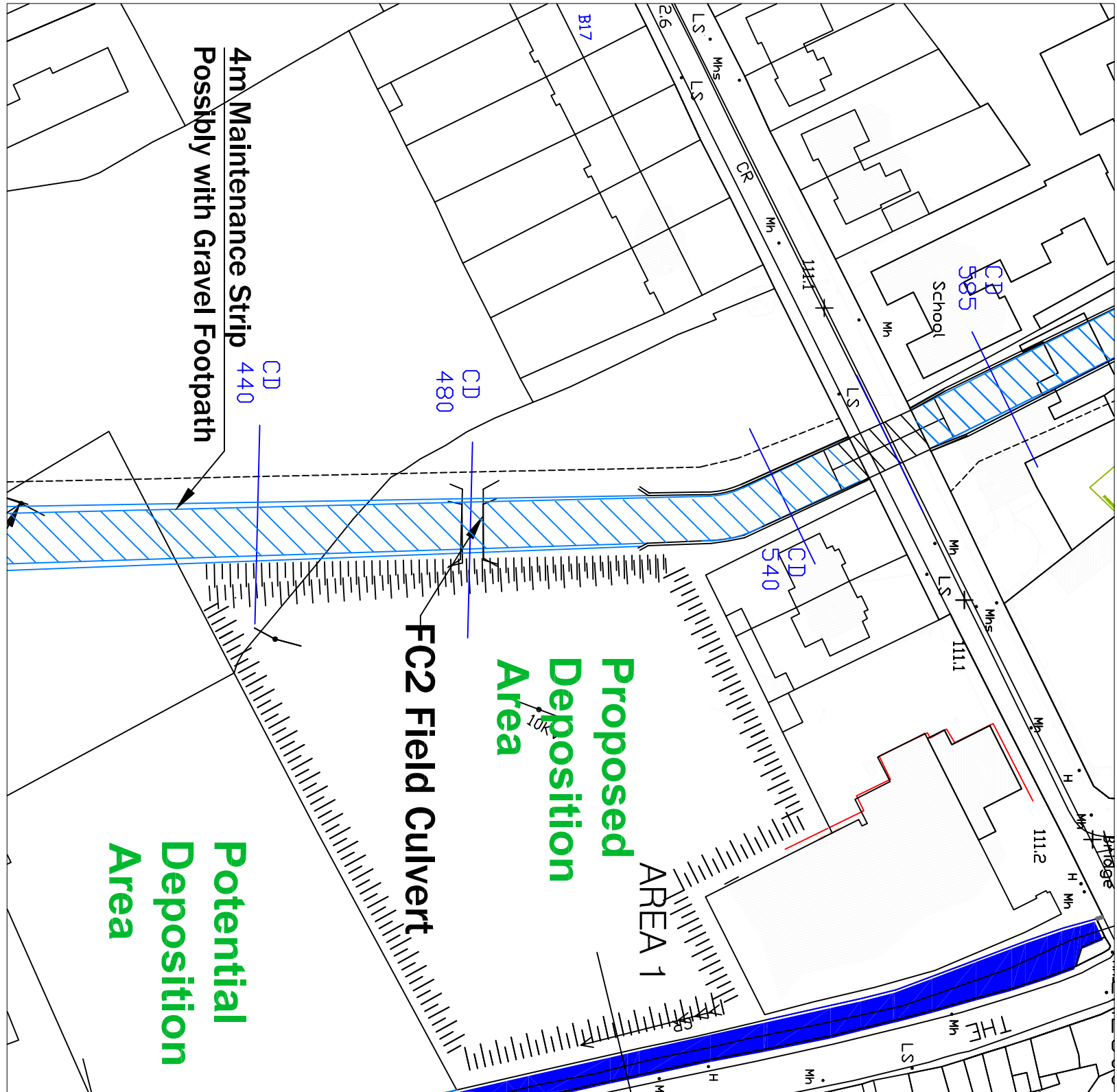


SECTION B-B
SCALE 1:50

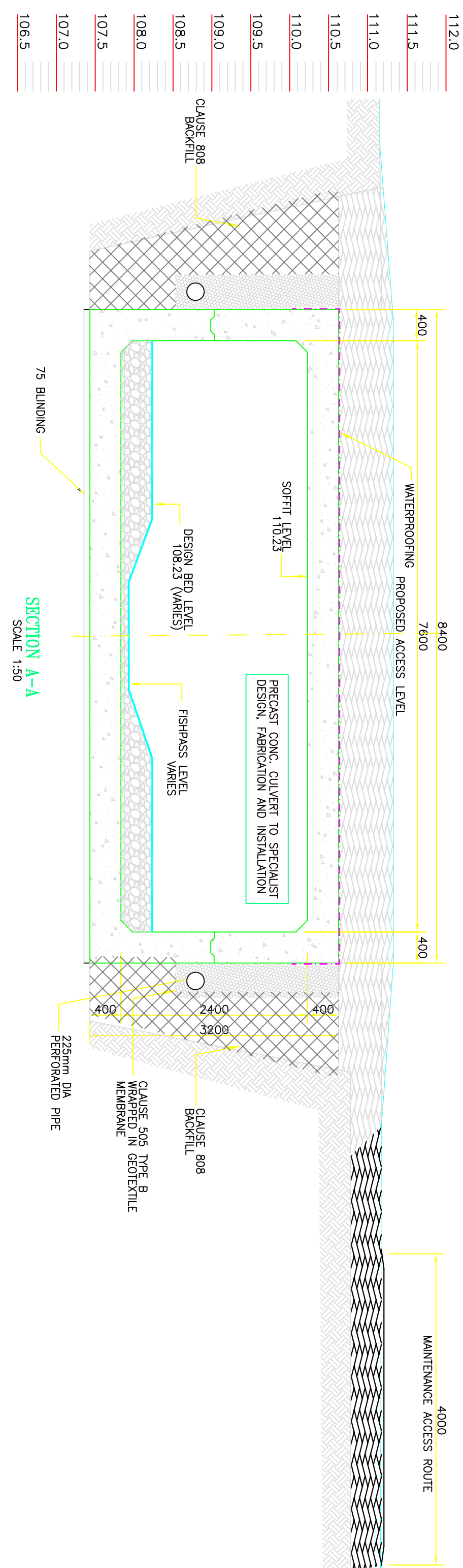


PLAN
SCALE 1:100

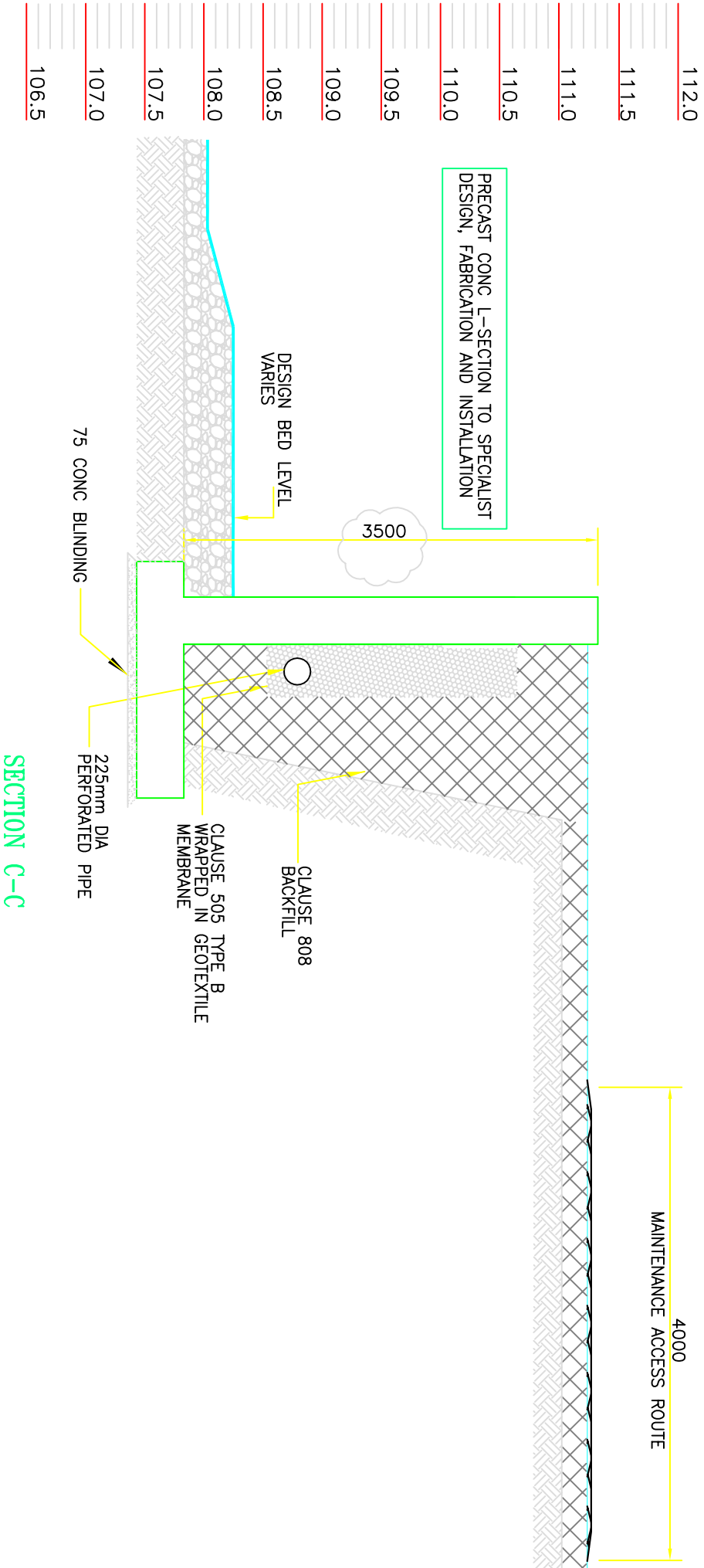
- NOTES:
- NEW CHANNEL AND EXISTING LAYOUTS TO BE CONSIDERED BY LOCAL DESIGN SERVICES.
 - PRECAST CONCRETE BOX CULVERT AND WING WALLS TO SPECIALIST DESIGN, FABRICATION AND INSTALLATION.
 - ALL DIMENSIONS TO BE CONFIRMED AND AGREED ON SITE PRIOR TO ORDERING MATERIALS.
 - REFER TO DRAWING 2359/DR/010 FOR BRIDGE TYPICAL.
 1. PARAPET DETAILS.
 2. JOINT SEAL DETAILS.
 3. JOINT SEAL DETAILS.
 4. ROAD KERB DETAILS.
 5. ROAD KERB DETAILS.
 6. ROAD SERVICE DUCT DETAILS.



SITE PLAN
SCALE 1:1000



SECTION A-A
SCALE 1:50



SECTION C-C
SCALE 1:50

Rev	Date	Checked	Description
1	27/09/16	MB	Initial Design
2	27/09/16	MB	Final Design
3	27/09/16	MB	Final Design
4	27/09/16	MB	Final Design
5	27/09/16	MB	Final Design
6	27/09/16	MB	Final Design
7	27/09/16	MB	Final Design
8	27/09/16	MB	Final Design
9	27/09/16	MB	Final Design
10	27/09/16	MB	Final Design
11	27/09/16	MB	Final Design
12	27/09/16	MB	Final Design
13	27/09/16	MB	Final Design
14	27/09/16	MB	Final Design
15	27/09/16	MB	Final Design
16	27/09/16	MB	Final Design
17	27/09/16	MB	Final Design
18	27/09/16	MB	Final Design
19	27/09/16	MB	Final Design
20	27/09/16	MB	Final Design
21	27/09/16	MB	Final Design
22	27/09/16	MB	Final Design
23	27/09/16	MB	Final Design
24	27/09/16	MB	Final Design
25	27/09/16	MB	Final Design
26	27/09/16	MB	Final Design
27	27/09/16	MB	Final Design
28	27/09/16	MB	Final Design
29	27/09/16	MB	Final Design
30	27/09/16	MB	Final Design
31	27/09/16	MB	Final Design
32	27/09/16	MB	Final Design
33	27/09/16	MB	Final Design
34	27/09/16	MB	Final Design
35	27/09/16	MB	Final Design
36	27/09/16	MB	Final Design
37	27/09/16	MB	Final Design
38	27/09/16	MB	Final Design
39	27/09/16	MB	Final Design
40	27/09/16	MB	Final Design
41	27/09/16	MB	Final Design
42	27/09/16	MB	Final Design
43	27/09/16	MB	Final Design
44	27/09/16	MB	Final Design
45	27/09/16	MB	Final Design
46	27/09/16	MB	Final Design
47	27/09/16	MB	Final Design
48	27/09/16	MB	Final Design
49	27/09/16	MB	Final Design
50	27/09/16	MB	Final Design
51	27/09/16	MB	Final Design
52	27/09/16	MB	Final Design
53	27/09/16	MB	Final Design
54	27/09/16	MB	Final Design
55	27/09/16	MB	Final Design
56	27/09/16	MB	Final Design
57	27/09/16	MB	Final Design
58	27/09/16	MB	Final Design
59	27/09/16	MB	Final Design
60	27/09/16	MB	Final Design
61	27/09/16	MB	Final Design
62	27/09/16	MB	Final Design
63	27/09/16	MB	Final Design
64	27/09/16	MB	Final Design
65	27/09/16	MB	Final Design
66	27/09/16	MB	Final Design
67	27/09/16	MB	Final Design
68	27/09/16	MB	Final Design
69	27/09/16	MB	Final Design
70	27/09/16	MB	Final Design
71	27/09/16	MB	Final Design
72	27/09/16	MB	Final Design
73	27/09/16	MB	Final Design
74	27/09/16	MB	Final Design
75	27/09/16	MB	Final Design
76	27/09/16	MB	Final Design
77	27/09/16	MB	Final Design
78	27/09/16	MB	Final Design
79	27/09/16	MB	Final Design
80	27/09/16	MB	Final Design
81	27/09/16	MB	Final Design
82	27/09/16	MB	Final Design
83	27/09/16	MB	Final Design
84	27/09/16	MB	Final Design
85	27/09/16	MB	Final Design
86	27/09/16	MB	Final Design
87	27/09/16	MB	Final Design
88	27/09/16	MB	Final Design
89	27/09/16	MB	Final Design
90	27/09/16	MB	Final Design
91	27/09/16	MB	Final Design
92	27/09/16	MB	Final Design
93	27/09/16	MB	Final Design
94	27/09/16	MB	Final Design
95	27/09/16	MB	Final Design
96	27/09/16	MB	Final Design
97	27/09/16	MB	Final Design
98	27/09/16	MB	Final Design
99	27/09/16	MB	Final Design
100	27/09/16	MB	Final Design

OPW
Office of Public Works
The Office of Public Works

FOR CONFIRMATION
Drawing No: 2520/DR/022

PROJECT
RIVER MALL (TEMPLEMORE)
DRAINAGE SCHEME

DRAWING
FIELD PRECAST BOX CULVERT-FC2 @ 480m
GENERAL ARRANGEMENT

OPW Engineering Services
Flood Relief Design Section
Director of Engineering Services *Tony Smyth*
Assistant Chief Engineer *Mark Adamson*
Grade 1 Engineer *Timothy Joyce*
Project Engineer *Paul Kearney*
Telephone: +353 (0)1 6478000 Fax: +353 (0)1 6761714
E-mail: engineering-services@opw.ie

NSAI
National Standards Authority of Ireland
Irish Standard SNI EN 12056-3:2006