

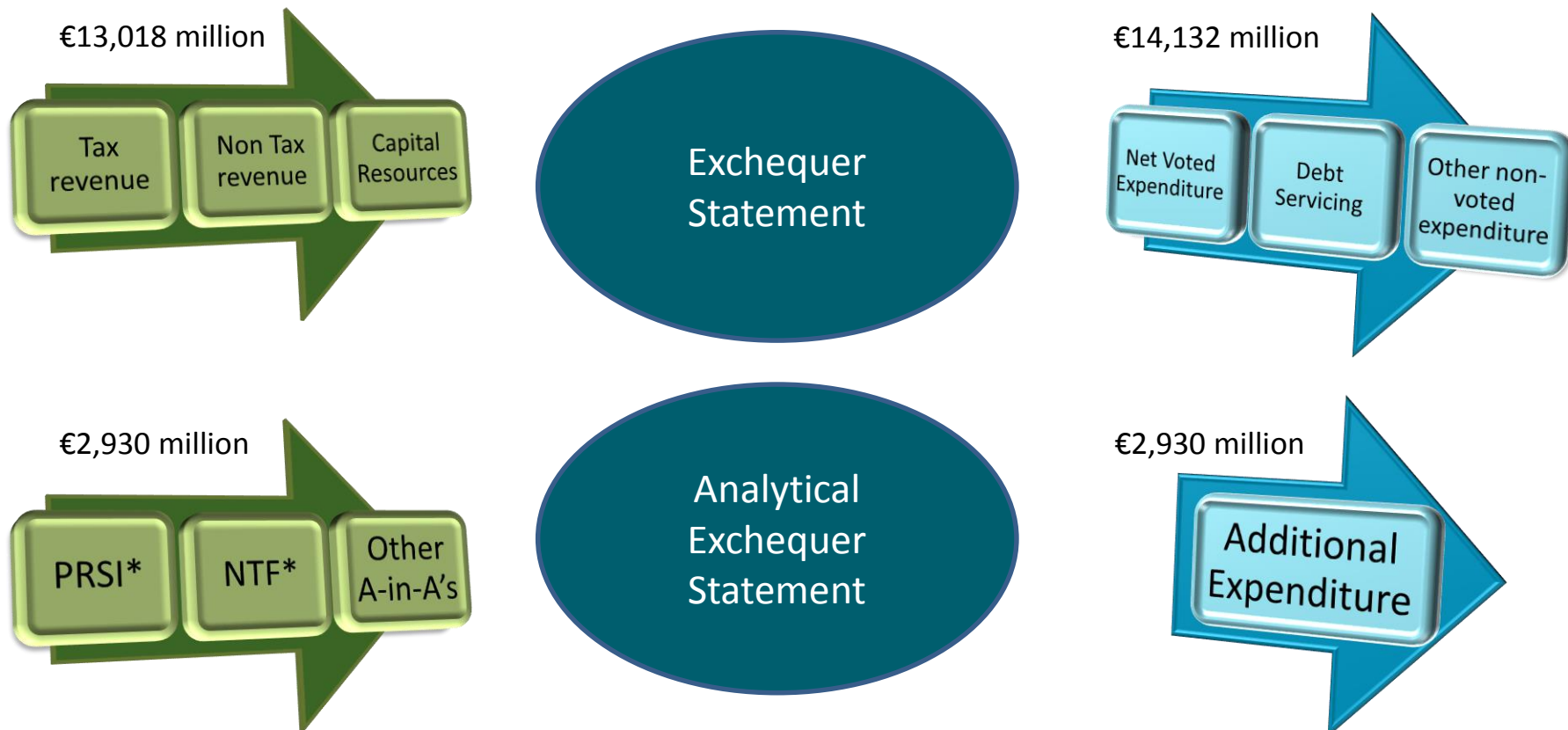


An Roinn Airgeadais
Department of Finance



End Q1 2018 Exchequer Returns

Wednesday, 4th April 2018



* Excludes excess receipts over expenditure of €299 million

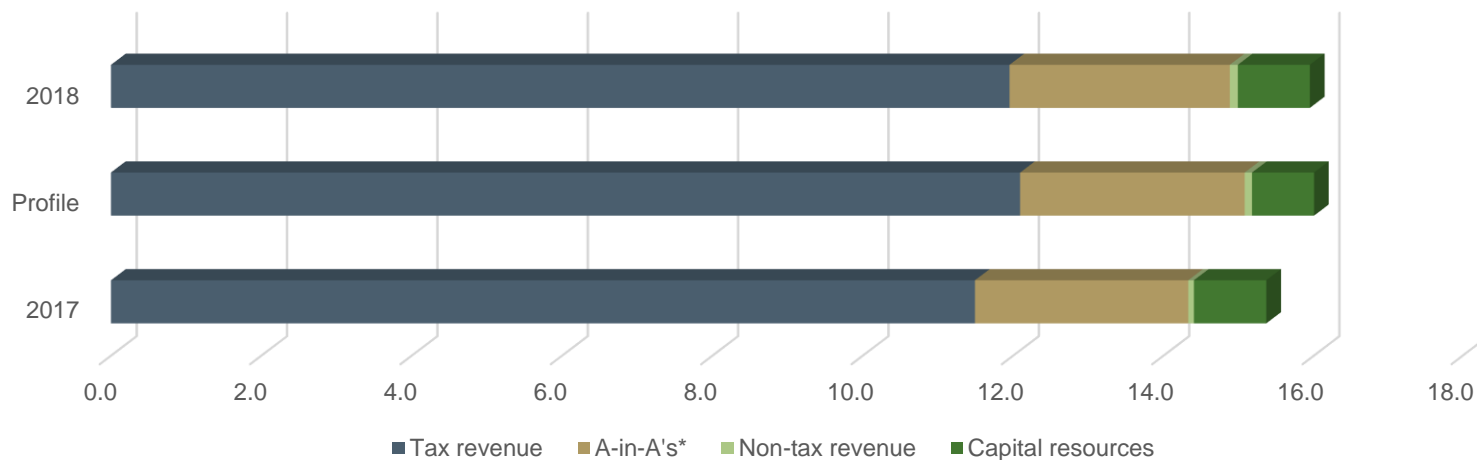
Total Revenue of €15,948 million

Total Expenditure of €17,062 million

Exchequer deficit of €1,114 million.



End March 2018 gross receipts vs profile and year-on-year



€ billion

Tax revenue

A-in-A's*

Non-tax revenue

Capital resources

Total

2018

12.0

2.9

0.1

1.0

15.9

Profile

12.1

3.0

0.1

0.8

16.0

2017

11.5

2.8

0.1

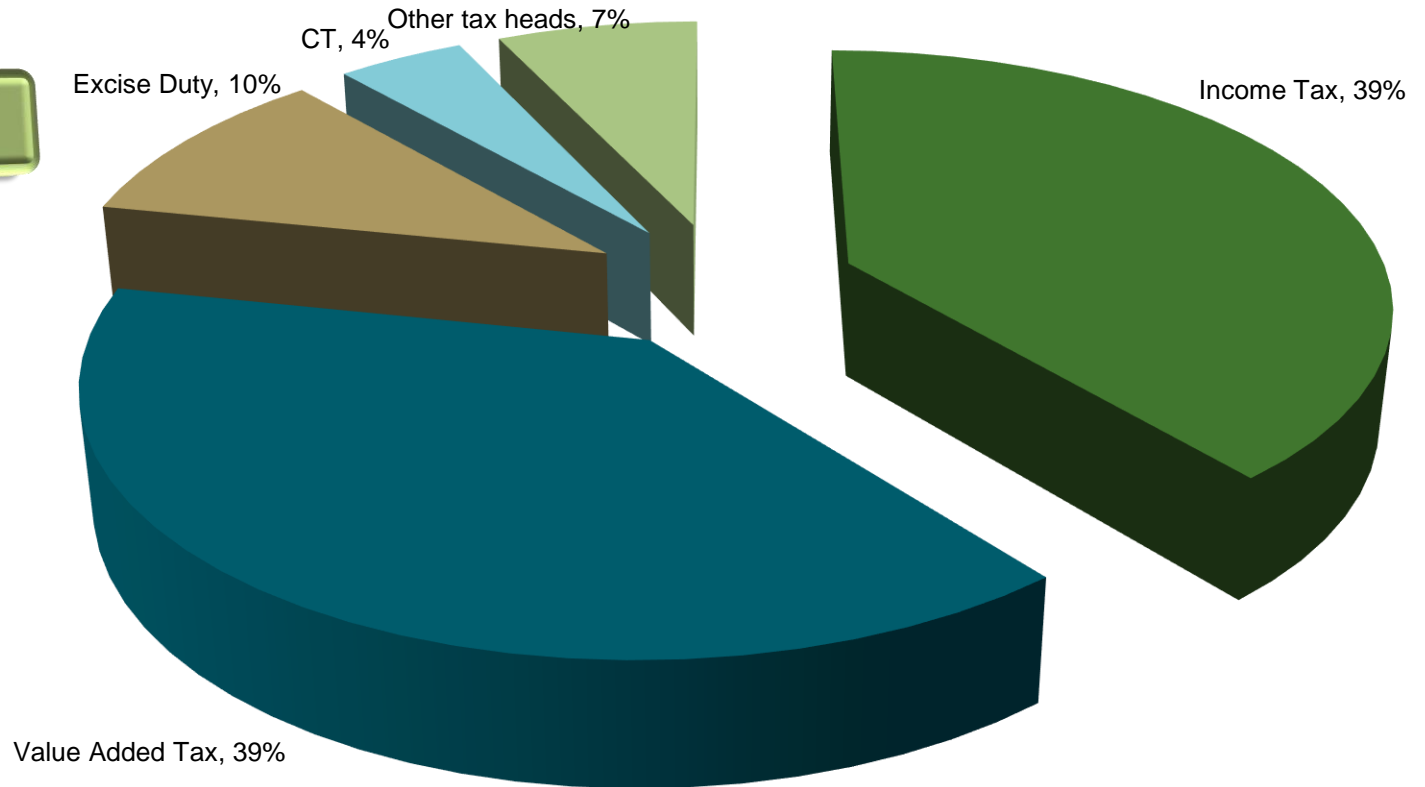
1.0

15.4

* Excludes surplus receipts over expenditure in SIF and NTF (See Appendix II Analytical Statement)



Tax Receipts of €11,952 million



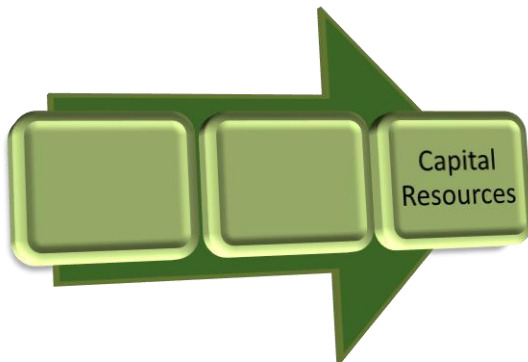
€ million	End March 2018 Outturn	Vs Profile		Year on Year	
Income Tax	4,668	-80	-1.7%	251	5.7%
Value Added Tax	4,676	15	0.3%	108	2.4%
Excise Duty	1,233	-62	-4.8%	-44	-3.4%
CT	532	-4	-0.7%	12	2.3%
Other tax heads	842	-10	-1.1%	74	9.6%
Total	11,952	-141	-1.2%	401	3.5%



Non-Tax Revenue and Capital Resources



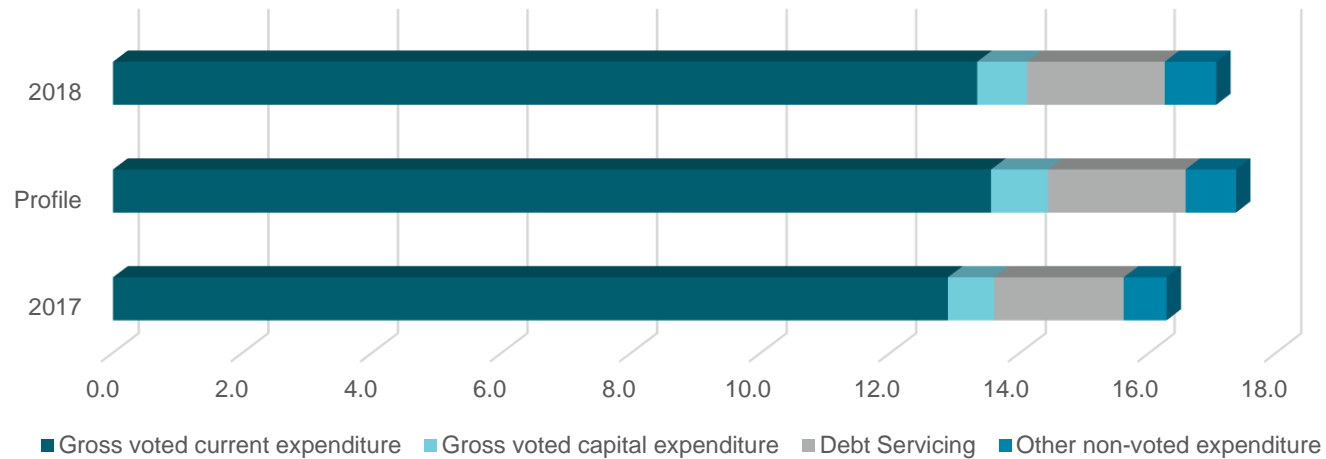
- Non-tax Revenue of €107 million was up 43.9% or €33 million year-on-year, due to carbon credit auction revenues.



- Capital Resources of €958 million, were almost flat, down 0.6% of €6 million year-on-year.



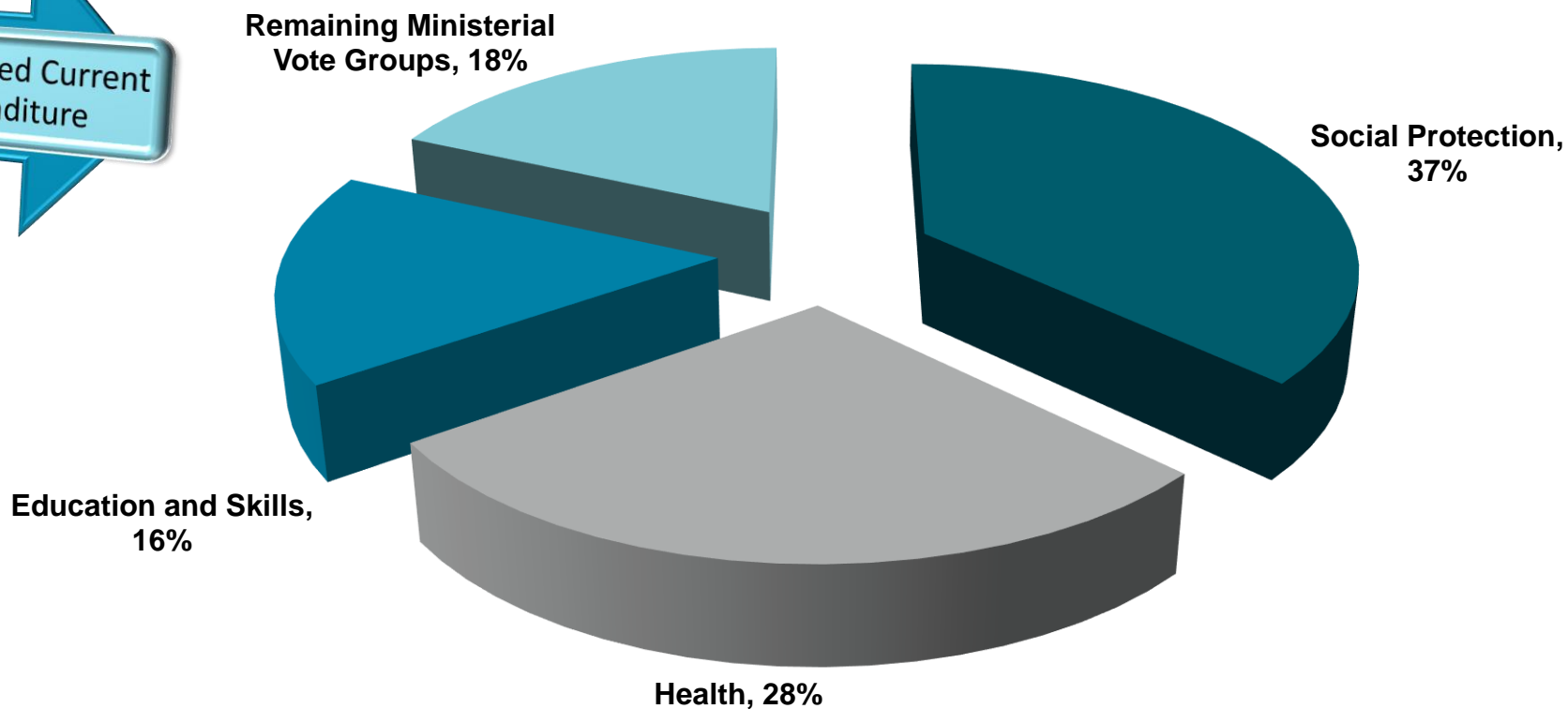
End March 2018 gross expenditure vs profile and year-on-year



€ billion	2018	Profile	2017
Gross voted current expenditure	13.3	13.6	12.9
Gross voted capital expenditure	0.8	0.9	0.7
Debt Servicing	2.1	2.1	2.0
Other non-voted expenditure	0.8	0.8	0.7
Total	17.1	17.4	16.3



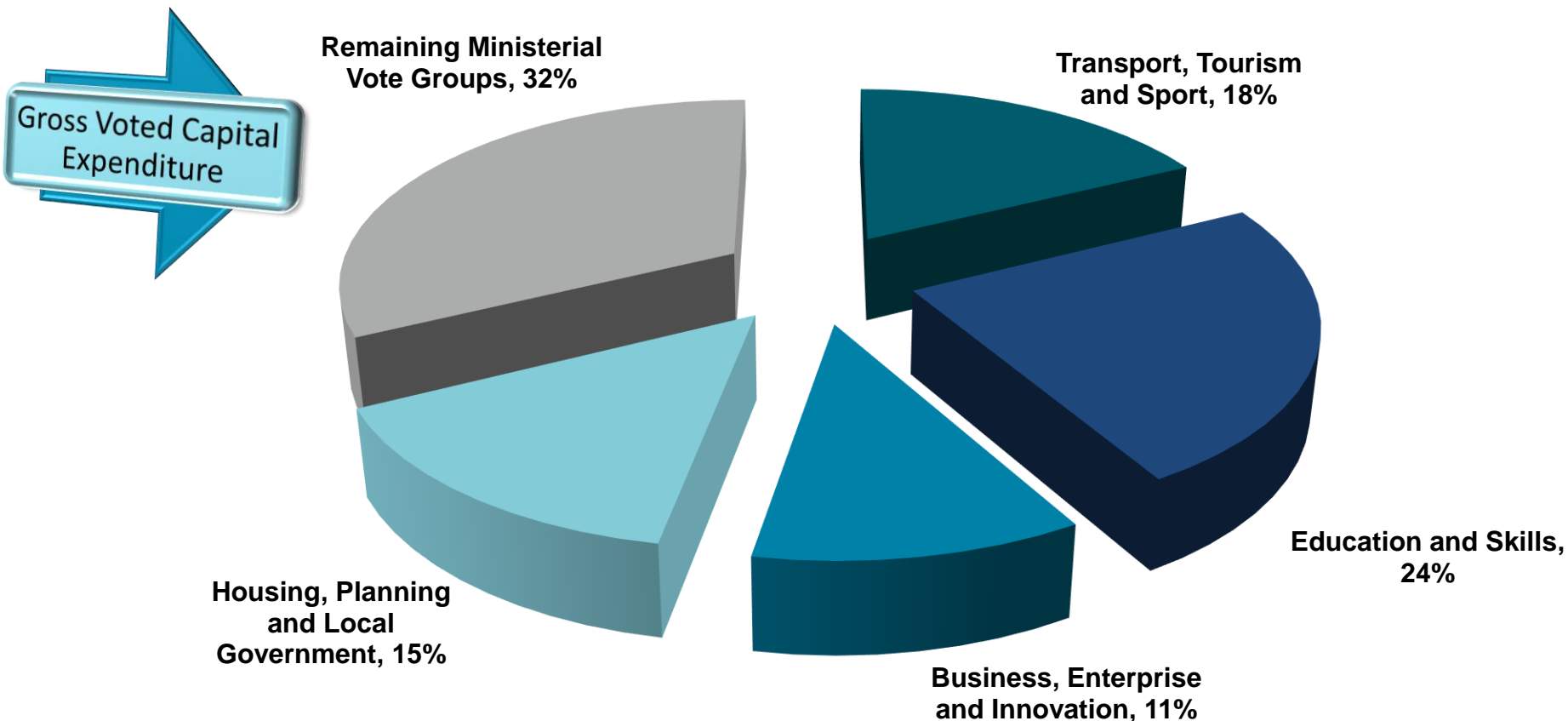
Gross voted current expenditure of €13,340 million



€ million	End March 2018 Outturn	Vs Profile		Year on Year	
Social Protection	4,946	-9	-0.2%	39	0.8%
Health	3,762	-18	-0.5%	242	6.9%
Education and Skills	2,196	9	0.4%	91	4.3%
Remaining Ministerial vote groups	2,435	-194	-7.4%	82	3.5%
Total Gross Cumulative Voted Spending	13,340	-212	-1.6%	453	3.5%



Gross voted capital expenditure of €767 million



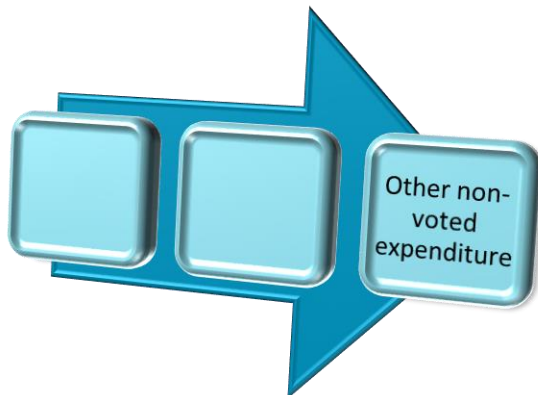
€ million	End March 2018 Outturn	Vs Profile		Year on Year	
Transport, Tourism and Sport	135	-37	-21.5%	-8	-5.8%
Education and Skills	184	0	0.0%	40	27.5%
Business, Enterprise and Innovation	85	8	10.8%	11	15.3%
Housing, Planning, Community and Local Government	114	-50	-30.3%	-35	-23.8%
Remaining Ministerial vote groups	248	-39	-13.5%	47	23.5%
Total Gross Voted Capital Expenditure	767	-117	-13.2%	55	7.7%



Non-Voted Expenditure



- €2,143 million to end Q1
 - €6 million (0.3%) below profile
 - €142 million (7.1%) up year-on-year.



- €813 million to end Q1
 - €17 million (2.1%) above profile
 - €141 million (21.0%) up year-on-year due to an increased EU Budget Contribution.

- **Total Non-voted Expenditure of €2,956 million**
- **€282 million (10.6%) up y-o-y**
- **€23 million (0.7%) above profile**



Summary

- **Exchequer deficit** of €1,114 million, up €211 million year-on-year but €251 million better than profiled.
- **Tax revenues** of €11,952 million up 3.5% year-on-year and down 1.2% on profile
- **Gross voted expenditure** on public services and infrastructure up 3.7% year-on-year and down 2.3% on profile.
- **Stability Programme Update** to be published later this month.