



An Roinn Tithíochta,  
Rialtais Áitiúil agus Oidhreachta  
Department of Housing,  
Local Government and Heritage

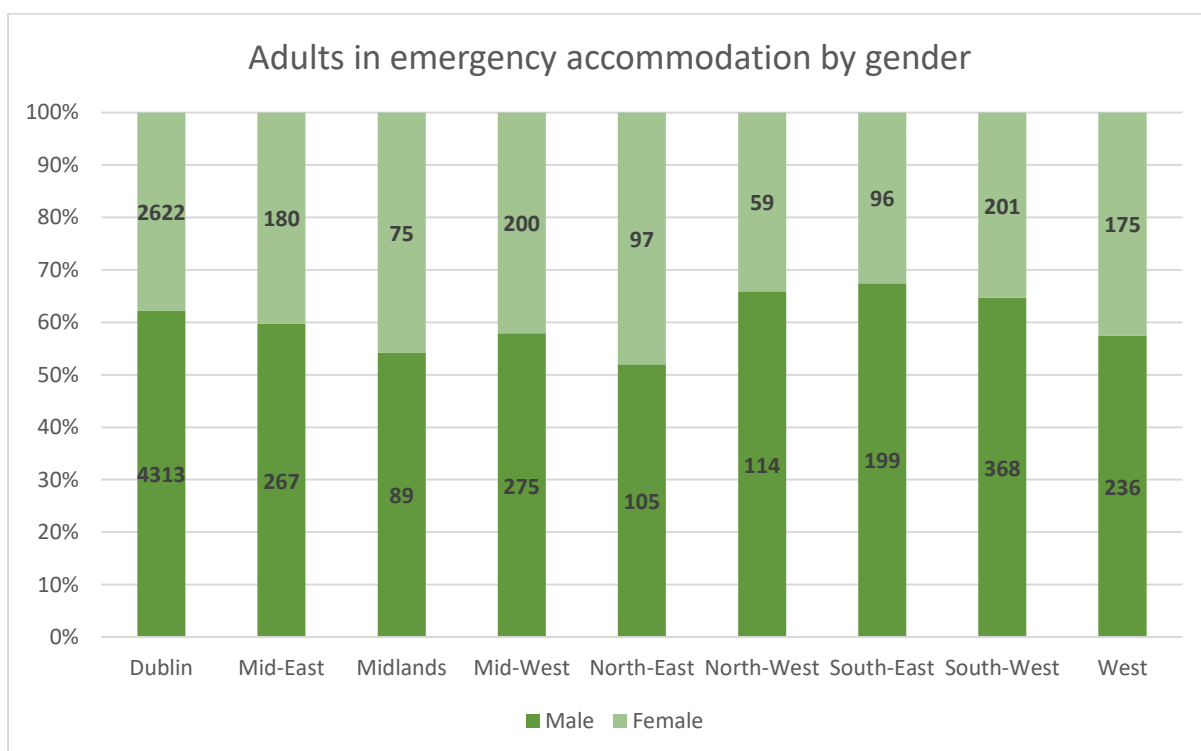
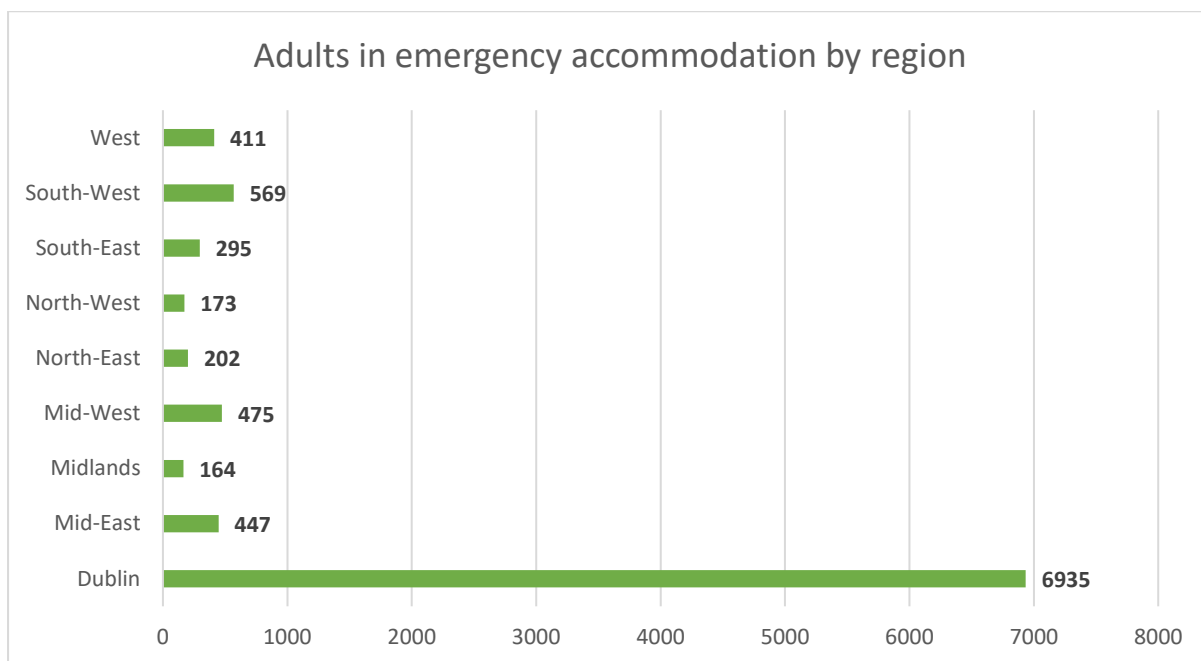
**Department of Housing, Local Government and  
Heritage**  
**Monthly Homelessness Report**  
**February 2024**

Prepared by the Department of Housing, Local Government and Heritage

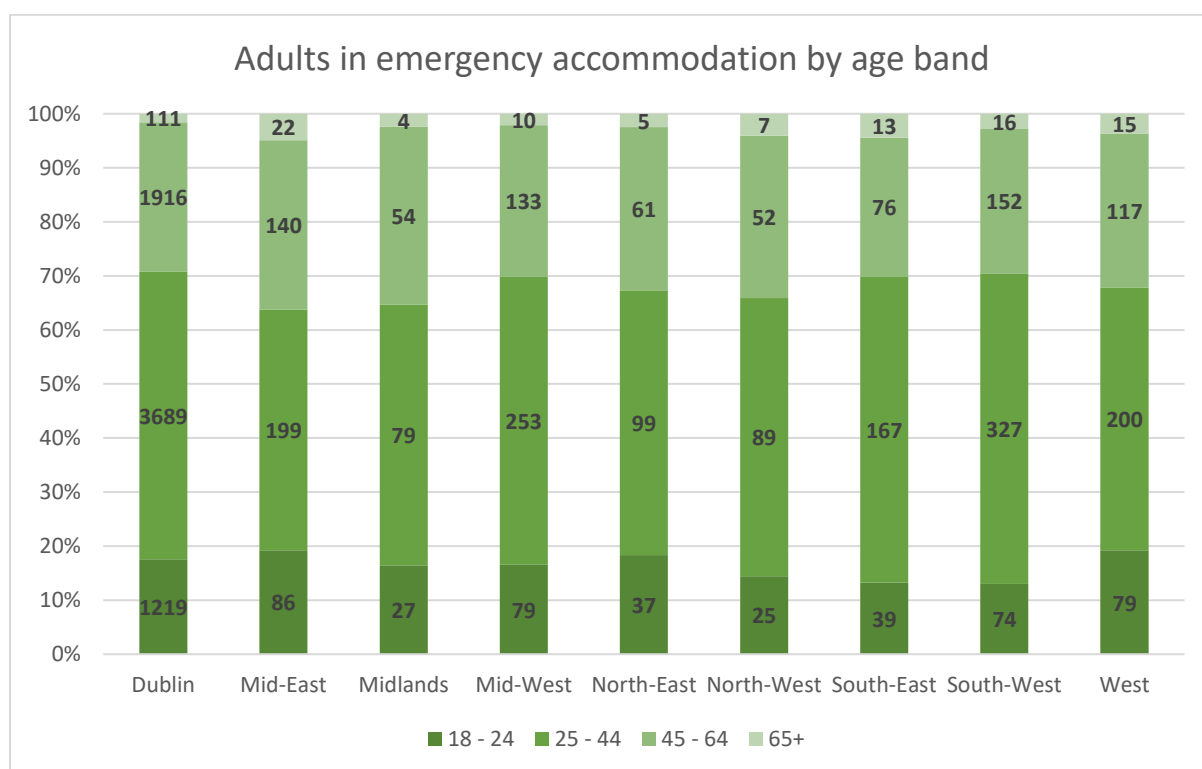
[gov.ie/housing](https://gov.ie/housing)

**Details of adults accessing local authority managed emergency accommodation during the week of 19–25 February 2024**

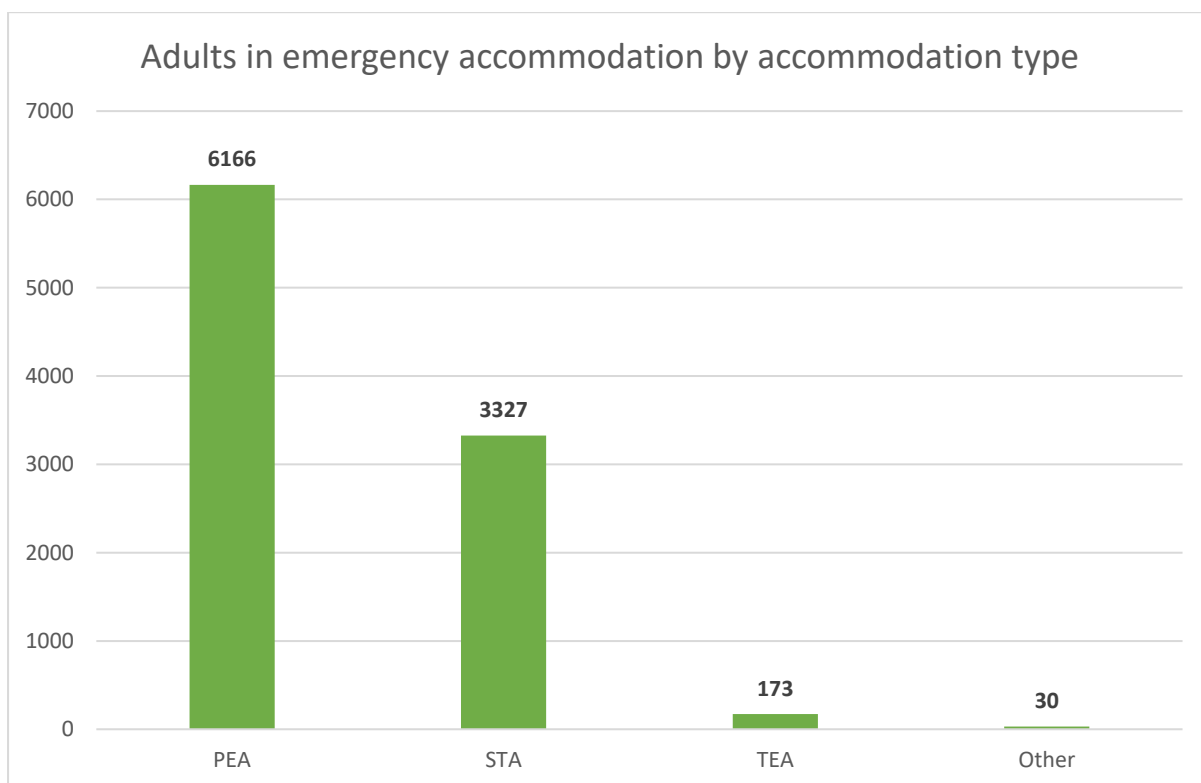
<b>Region</b>	<b><i>Adults</i></b>	<b><i>(of which) Single Adults</i></b>	<b><i>Male</i></b>	<b><i>Female</i></b>
<b>Dublin</b>	6,935	4,419	4,313	2,622
<b>Mid-East</b>	447	285	267	180
<b>Midlands</b>	164	124	89	75
<b>Mid-West</b>	475	334	275	200
<b>North-East</b>	202	134	105	97
<b>North-West</b>	173	143	114	59
<b>South-East</b>	295	242	199	96
<b>South-West</b>	569	431	368	201
<b>West</b>	411	240	236	175
<b>TOTAL</b>	<b>9,671</b>	<b>6,352 (66%)</b>	<b>5,966 (62%)</b>	<b>3,705 (38%)</b>



Region	<i>Ages 18-24</i>	<i>Ages 25-44</i>	<i>Ages 45-64</i>	<i>Ages 65+</i>
<b>Dublin</b>	1,219	3,689	1,916	111
<b>Mid-East</b>	86	199	140	22
<b>Midlands</b>	27	79	54	4
<b>Mid-West</b>	79	253	133	10
<b>North-East</b>	37	99	61	5
<b>North-West</b>	25	89	52	7
<b>South-East</b>	39	167	76	13
<b>South-West</b>	74	327	152	16
<b>West</b>	79	200	117	15
<b>TOTAL</b>	<b>1,665 (17%)</b>	<b>5,102 (53%)</b>	<b>2,701 (28%)</b>	<b>203 (2%)</b>

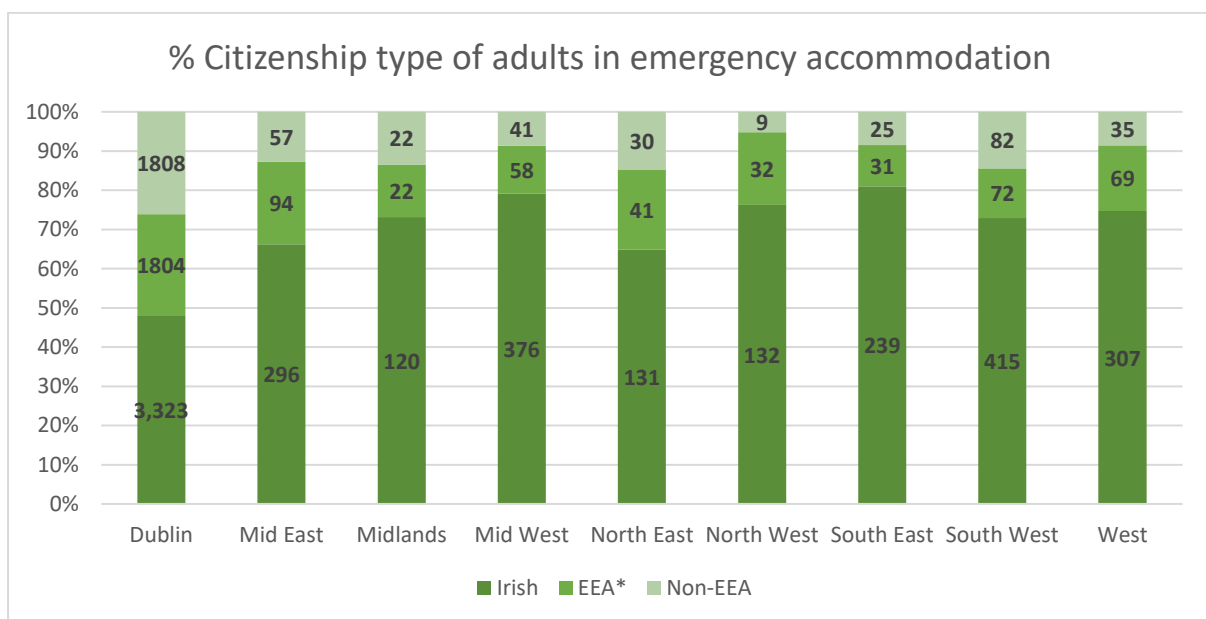


<b>Accommodation Types*</b>				
<b>Region</b>	<b>PEA</b>	<b>STA</b>	<b>TEA</b>	<b>Other</b>
<b>Dublin</b>	4,623	2,269	43	0
<b>Mid-East</b>	288	150	3	6
<b>Midlands</b>	123	0	44	0
<b>Mid-West</b>	176	285	35	0
<b>North-East</b>	113	86	3	0
<b>North-West</b>	121	37	15	0
<b>South-East</b>	92	203	0	0
<b>South-West</b>	344	202	0	24
<b>West</b>	286	95	30	0
<b>TOTAL</b>	<b>6,166</b>	<b>3,327</b>	<b>173</b>	<b>30</b>

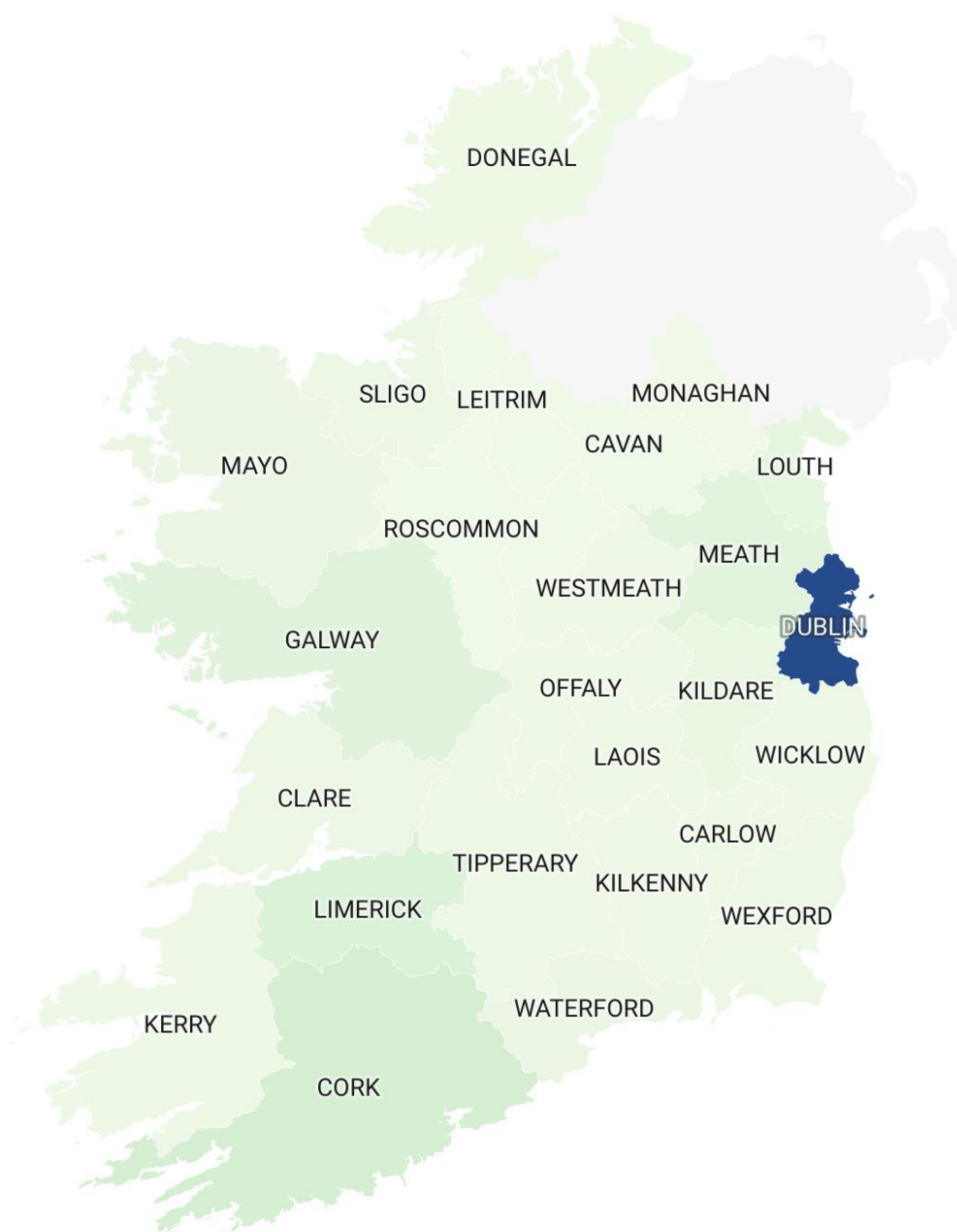


\* Note: clients may have accessed multiple accommodation types during the week

<b>Citizenship</b>			
<b>Region</b>	<b><i>Irish</i></b>	<b><i>EEA/UK</i></b>	<b><i>Non-EEA</i></b>
<b>Dublin</b>	3,323	1,804	1,808
<b>Mid-East</b>	296	94	57
<b>Midlands</b>	120	22	22
<b>Mid-West</b>	376	58	41
<b>North-East</b>	131	41	30
<b>North-West</b>	132	32	9
<b>South-East</b>	239	31	25
<b>South-West</b>	415	72	82
<b>West</b>	307	69	35
<b>TOTAL</b>	<b>5,339 (55%)</b>	<b>2,223 (23%)</b>	<b>2,109 (22%)</b>



### 19 -25 February Adults in Emergency Accommodation



7

## Adults accessing emergency accommodation by county during the week 19–25 February 2024

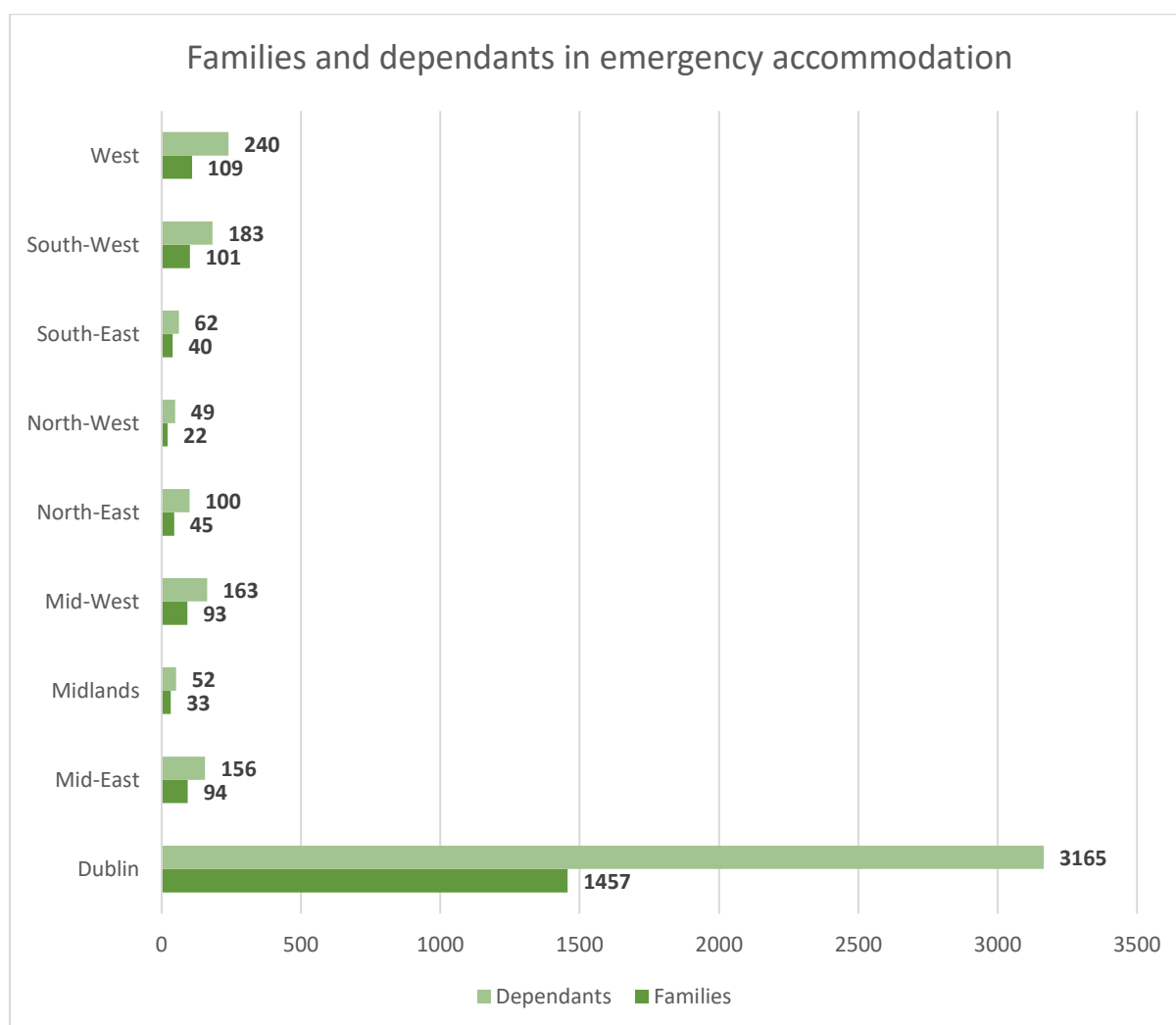
Counties <sup>1</sup>		
<b>Dublin</b>	<b>Dublin</b>	<b>6,935 (72%)</b>
<b>Mid-East</b>	Kildare	129
	Meath	266
	Wicklow	52
	<b>Sub-Total</b>	<b>447 (4%)</b>
<b>Midlands</b>	Laois	35
	Longford	18
	Offaly	49
	Westmeath	62
	<b>Sub-Total</b>	<b>164 (2%)</b>
<b>Mid-West</b>	Clare	82
	Limerick	393
	<b>Sub-Total</b>	<b>475 (5%)</b>
<b>North-East</b>	Louth	179
	Monaghan/Cavan	23
	<b>Sub-Total</b>	<b>202 (2%)</b>
<b>North-West</b>	Donegal	70
	Leitrim	15
	Sligo	88
	<b>Sub-Total</b>	<b>173 (2%)</b>
<b>South-East</b>	Carlow	40
	Kilkenny	44
	Tipperary	42
	Waterford	97
	Wexford	72
	<b>Sub-Total</b>	<b>295 (3%)</b>
<b>South-West</b>	Cork (Cork City and County councils)	532
	Kerry	37
	<b>Sub-Total</b>	<b>569 (6%)</b>
<b>West</b>	Galway (Galway City and County councils)	294
	Mayo	104
	Roscommon	13
	<b>Sub-Total</b>	<b>411 (4%)</b>
<b>National</b>		<b>9,671 (100%)</b>

<sup>1</sup> Where fewer than ten individuals are recorded in a county, data are aggregated in line with best practice described in the Irish Statistical System Code of Practice (ISSCOP).



## Families accessing emergency accommodation during the week of 19–25 February 2024

Region	Total Families	(of which) single parent families	Total Adults	Total child dependants
<b>Dublin</b>	1,457	776	2,516	3,165
<b>Mid-East</b>	94	52	162	156
<b>Midlands</b>	33	26	40	52
<b>Mid-West</b>	93	59	141	163
<b>North-East</b>	45	32	68	100
<b>North-West</b>	22	16	30	49
<b>South-East</b>	40	31	53	62
<b>South-West</b>	101	75	138	183
<b>West</b>	109	52	171	240
<b>TOTAL</b>	<b>1,994</b>	<b>1,119 (56%)</b>	<b>3,319</b>	<b>4,170</b>



## Quarter 4 Progress Report data

### Exits and Preventions Q4 2023

During Quarter 4, a total of 744 adults exited emergency accommodation by way of a tenancy being created, with a further 1,490 prevented from entering emergency accommodation in the first instance. The number of exits this quarter represents a year-on-year decrease of 1.2% while the number of preventions represents a year-on-year increase of 100.3%.

Adults exiting emergency accommodation		
	Q4 2022	Q4 2023
Local authority lettings	263 (35%)	291 (39%)
AHB lettings/LTSA	280 (37%)	260 (35%)
Private rented HAP	210 (28%)	193 (26%)
	753	744

Adults prevented from entering emergency accommodation		
	Q4 2022	Q4 2023
Local authority lettings	132 (18%)	708 (48%)
AHB lettings/LTSA	116 (16%)	215 (14%)
Private rented HAP	496 (66%)	567 (38%)
	744	1,490

### Housing First

Region	Total tenancies created in Q4 2023	Total number of individuals currently in a tenancy	Total number of tenancies created under current Plan 2022-2026
Dublin	45	519	258
Mid-East	9	73	63
Midlands	1	41	24
Mid-West	7	39	25
North-East	9	51	27
North-West	0	30	13

South-East	7	92	56
South-West	5	81	63
West	3	53	31
Total	86	979	560 <sup>2</sup>

## Rough Sleeper Count Dublin

The Dublin rough sleeper count for winter 2023, that was carried out over the week of 6-12 November, was published on 15 December. It reports an increase in rough sleeping since spring 2023 and winter 2022. The total number of unique individuals engaged with by Outreach Teams during the count week was 118, which represents an increase of 27 persons (30%) on the same period last year, with 91 individuals found to be rough sleeping during the winter count week of 7-13 November 2022. It represents an increase of 35 persons (42%) on the Spring 2023 count carried out the week of 6-12 March 2023.

## Homeless statistics and regional structures

The Department's official homelessness statistics are published on a monthly basis and refer to the number of homeless persons accommodated in emergency accommodation funded and overseen by housing authorities during a specific count week, typically the last full week of the month. The reports are produced through the Pathway Accommodation & Support System (PASS), collated on a regional basis and compiled and published by the Department. Homelessness reporting commenced in this format in 2014.

Monthly homelessness data are published to [www.housing.gov.ie](http://www.housing.gov.ie) on the last working Friday of every month. These data are also available in open format on [www.data.gov.ie](http://www.data.gov.ie) and are made available under the [Creative Commons CC BY 4.0 License](https://creativecommons.org/licenses/by/4.0/), and are available for reproduction elsewhere, subject to appropriate credit being given to the Department of Housing, Local Government and Heritage.

The administration of homeless services is organised across nine administrative regions, with one local authority in each of the regions, "the lead authority", having overall responsibility for the disbursement of Exchequer funding. In each region a Joint Homelessness Consultative Forum exists which includes representation from the relevant State and non-governmental organisations involved in the delivery of homeless services in a particular region. Delegated arrangements are governed by an annually agreed protocol between the Department and the lead authority in each region. These protocols set out the arrangements, responsibilities and financial/performance data reporting requirements for the delegation of funding from the Department.

Under *Sections 38 and 39 of the Housing (Miscellaneous Provisions) Act 2009* a statutory Management Group exists for each regional forum. This is comprised of representatives from the relevant housing authorities and the Health Service Executive, and it is the responsibility of the Management Group to consider issues around the need for homeless services and to plan for the implementation, funding and co-ordination of such services.

---

<sup>2</sup> In Housing First, tenancies created towards the end of a period may not be captured in the reporting in the Quarter they are created. In these cases local authorities back date the tenancy on the system. As a result the number of tenancies in a Quarter may be understated. The figure reported for the entire year includes all tenancies.

## Glossary:

PEA - Private Emergency Accommodation: include hotels, B&Bs and other residential facilities that are used on an emergency basis. Supports are provided to services users on a visiting supports basis.

STA - Supported Temporary Accommodation: accommodation, including family hubs, hostels, with onsite professional support.

TEA - Temporary Emergency Accommodation: emergency accommodation with no (or minimal) support

Region	Lead Authority	Local Authorities in region
Dublin	Dublin City Council	Dublin City Council
		Dun Laoghaire Rathdown County Council
		Fingal County Council
		South Dublin County Council
Mid-East	Kildare County Council	Kildare County Council
		Meath County Council
		Wicklow County Council
Midlands	Westmeath County Council	Laois County Council
		Longford County Council
		Offaly County Council
		Westmeath County Council
Mid-West	Limerick City and County Council	Clare County Council
		Limerick City and County Council
North-East	Louth County Council	Louth County Council
		Cavan County Council
		Monaghan County Council
North-West	Sligo County Council	Donegal County Council
		Leitrim County Council
		Sligo County Council
South-East	Waterford City and County Council	Carlow County Council
		Kilkenny County Council
		Tipperary County Council
		Waterford City and County Council
		Wexford County Council
South-West	Cork City Council	Cork City Council
		Cork County Council
		Kerry County Council
West	Galway City Council	Galway City Council
		Galway County Council
		Mayo County Council
		Roscommon County Council

[gov.ie/housing](https://www.gov.ie/housing)