



An Roinn Tithíochta,
Rialtais Áitiúil agus Oidhreachta
Department of Housing,
Local Government and Heritage

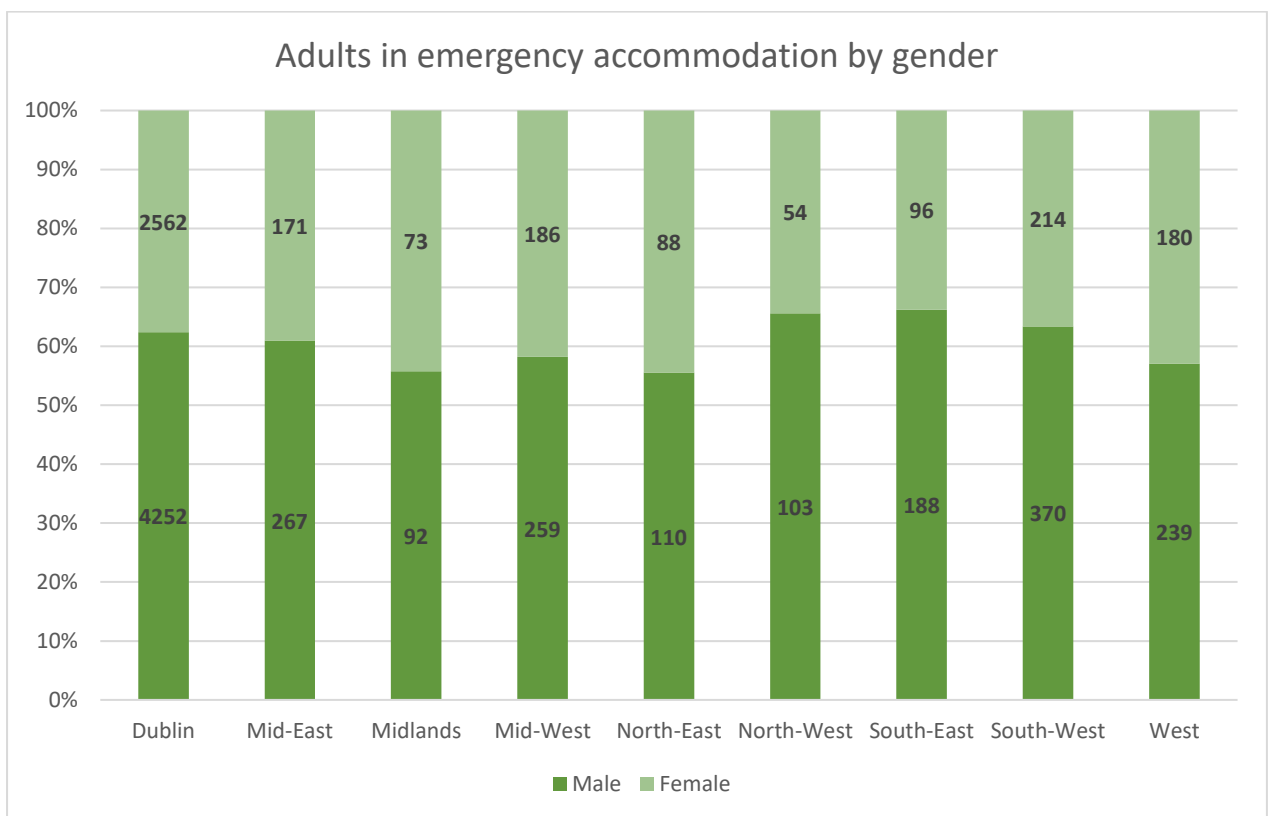
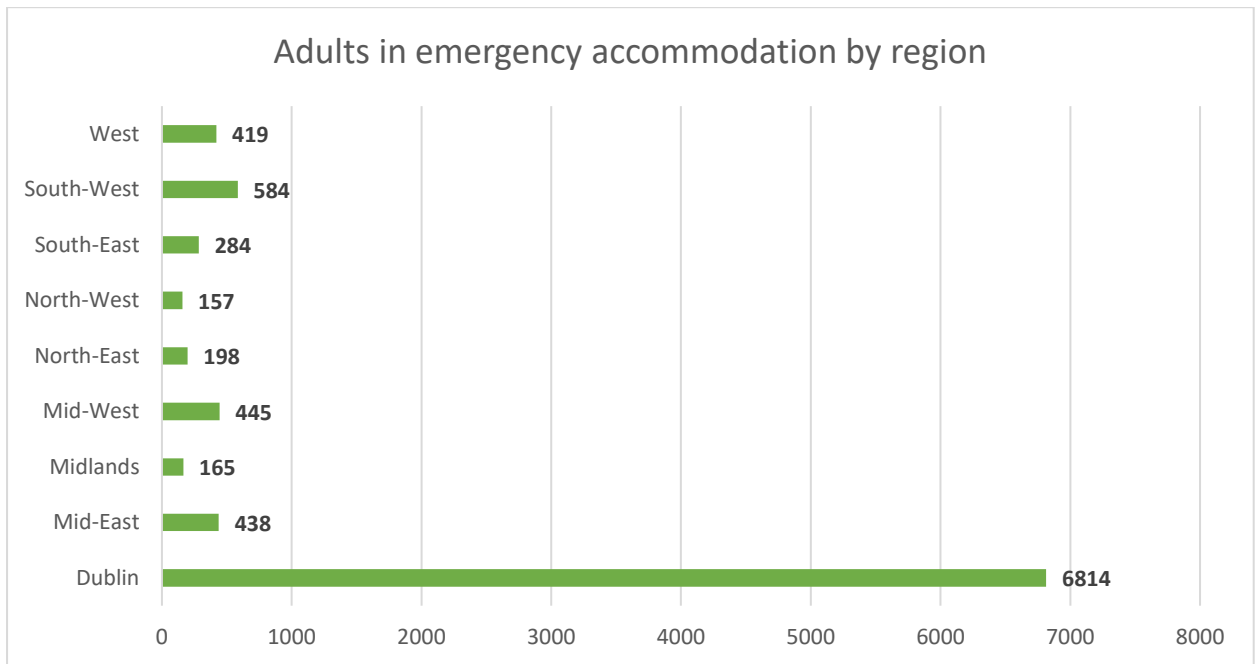
**Department of Housing, Local Government and
Heritage**
Monthly Homelessness Report
January 2024

Prepared by the Department of Housing, Local Government and Heritage

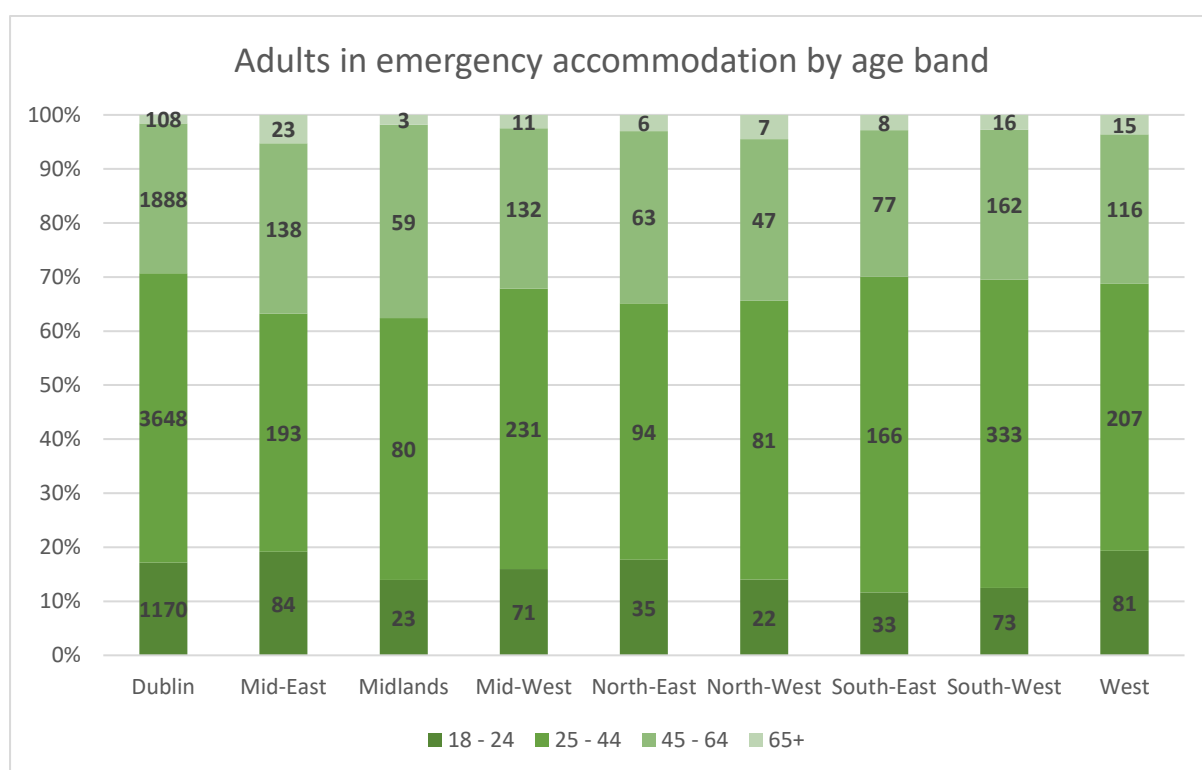
gov.ie/housing

Details of adults accessing local authority managed emergency accommodation during the week of 22–28 January 2024

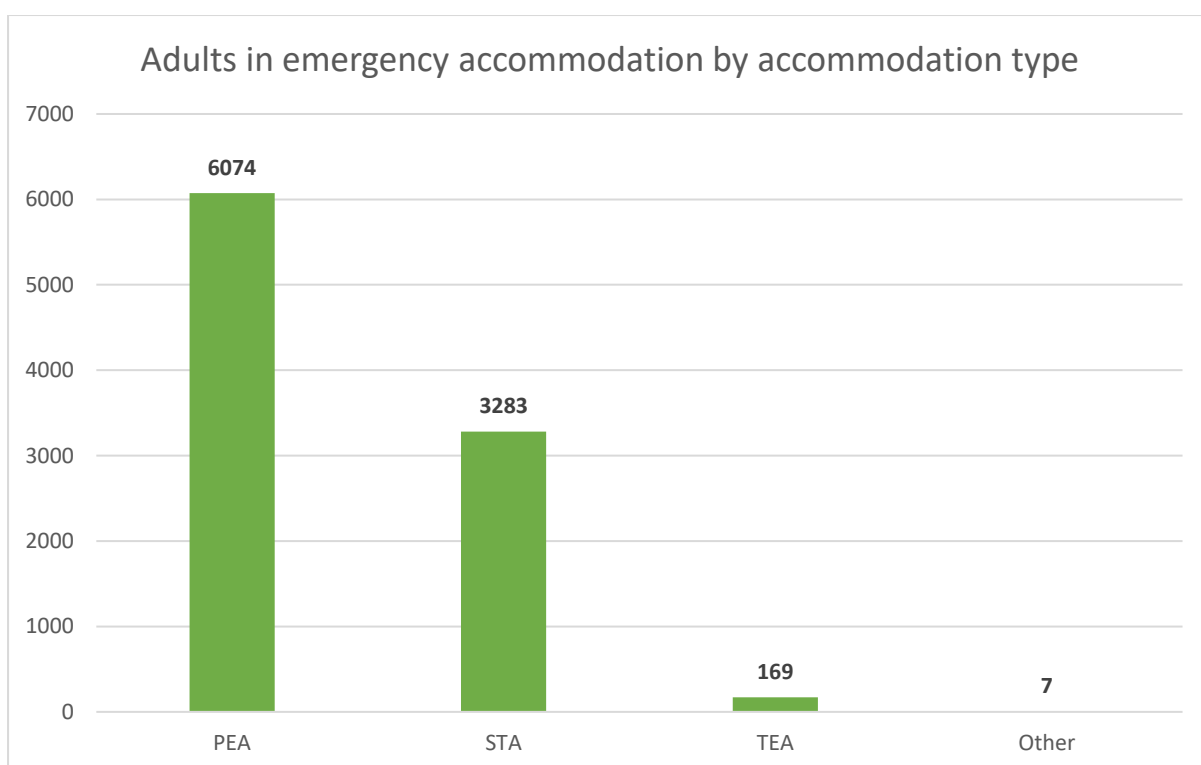
Region	<i>Adults</i>	<i>(of which) Single Adults</i>	<i>Male</i>	<i>Female</i>
Dublin	6,814	4,385	4,252	2,562
Mid-East	438	274	267	171
Midlands	165	123	92	73
Mid-West	445	326	259	186
North-East	198	149	110	88
North-West	157	129	103	54
South-East	284	235	188	96
South-West	584	439	370	214
West	419	248	239	180
TOTAL	9,504	6,308 (66%)	5,880 (62%)	3,624 (38%)



Region	<i>Ages 18-24</i>	<i>Ages 25-44</i>	<i>Ages 45-64</i>	<i>Ages 65+</i>
Dublin	1,170	3,648	1,888	108
Mid-East	84	193	138	23
Midlands	23	80	59	3
Mid-West	71	231	132	11
North-East	35	94	63	6
North-West	22	81	47	7
South-East	33	166	77	8
South-West	73	333	162	16
West	81	207	116	15
TOTAL	1,592 (17%)	5,033 (53%)	2,682 (28%)	197 (2%)

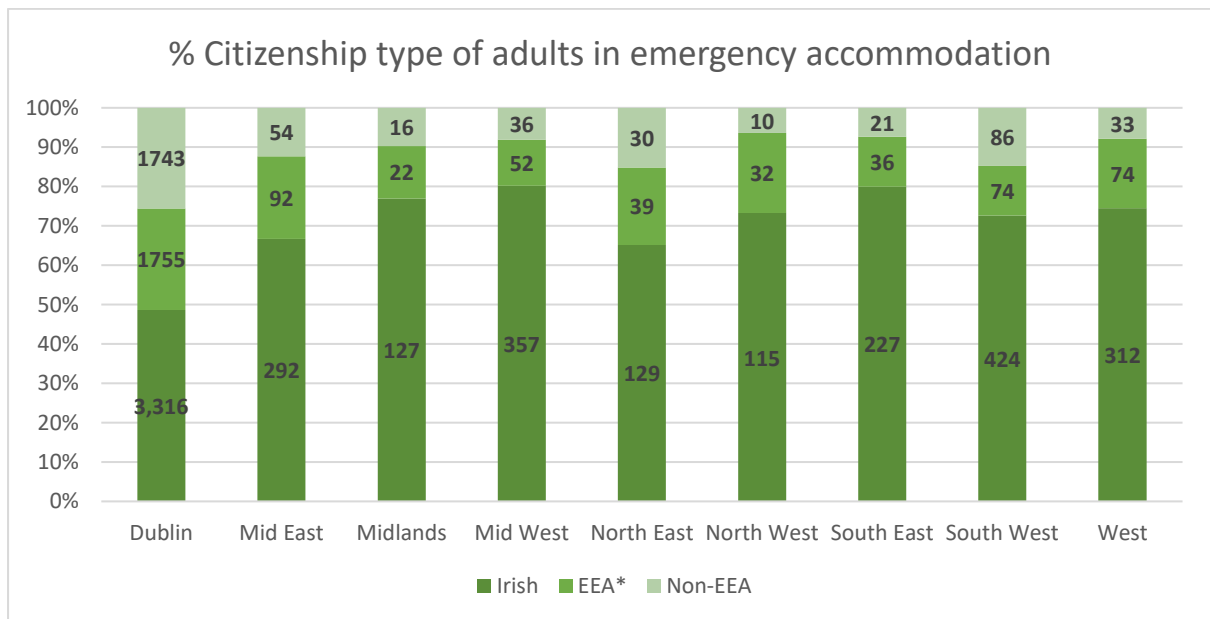


Accommodation Types*				
Region	PEA	STA	TEA	Other
Dublin	4,541	2,232	41	0
Mid-East	281	152	3	3
Midlands	123	0	41	3
Mid-West	147	287	34	0
North-East	107	91	2	0
North-West	105	35	17	0
South-East	88	196	0	0
South-West	384	201	0	0
West	298	89	31	1
TOTAL	6,074	3,283	169	7



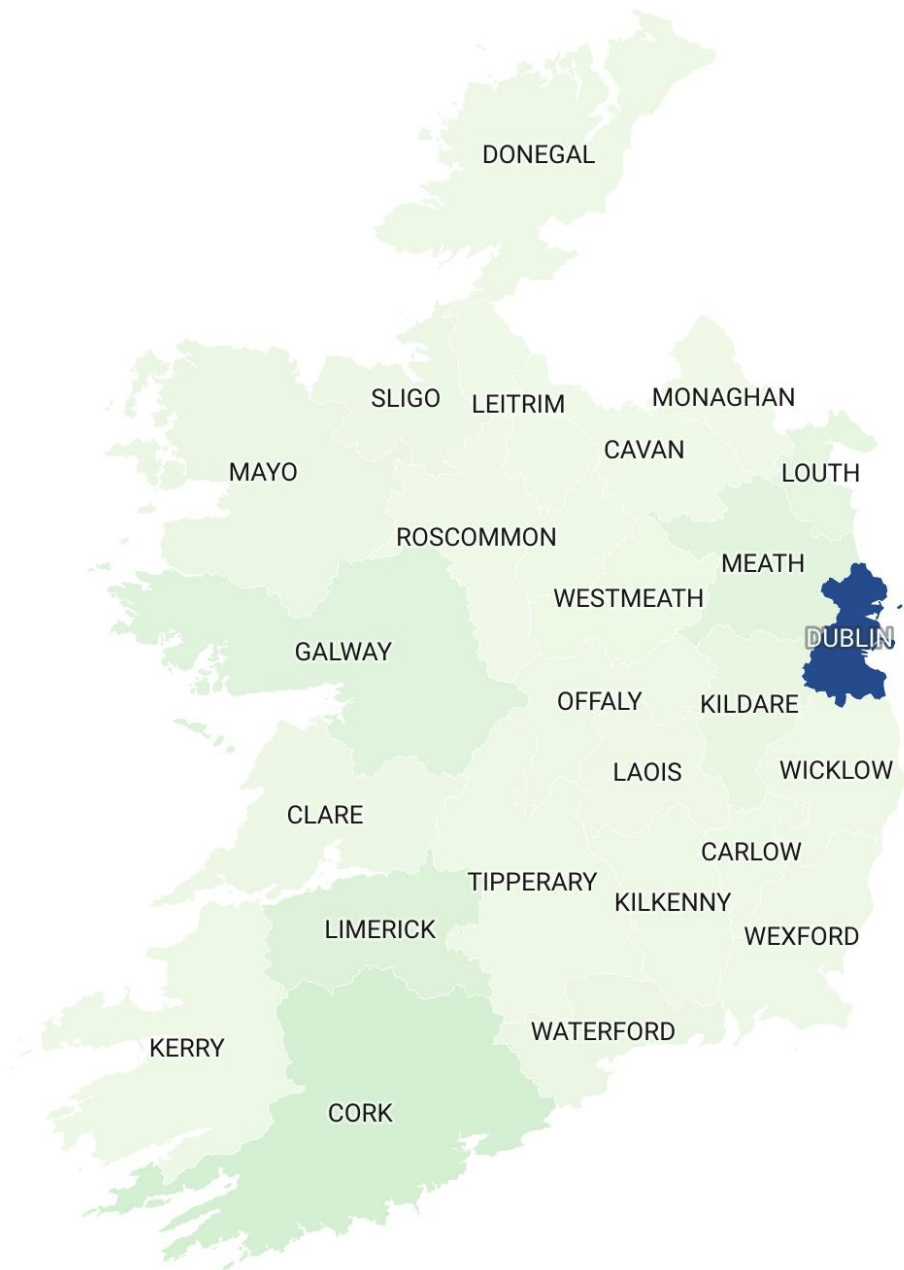
* Note: clients may have accessed multiple accommodation types during the week

Citizenship			
Region	<i>Irish</i>	<i>EEA/UK</i>	<i>Non-EEA</i>
Dublin	3,316	1,755	1,743
Mid-East	292	92	54
Midlands	127	22	16
Mid-West	357	52	36
North-East	129	39	30
North-West	115	32	10
South-East	227	36	21
South-West	424	74	86
West	312	74	33
TOTAL	5,299 (56%)	2,176 (23%)	2,029 (21%)



Adults in Emergency Accommodation

22-28 January Adults in Emergency Accommodation



Map: Department of Housing, Local Government and Heritage • Source: Department of Housing, Local Government and Heritage • Created with Datawrapper

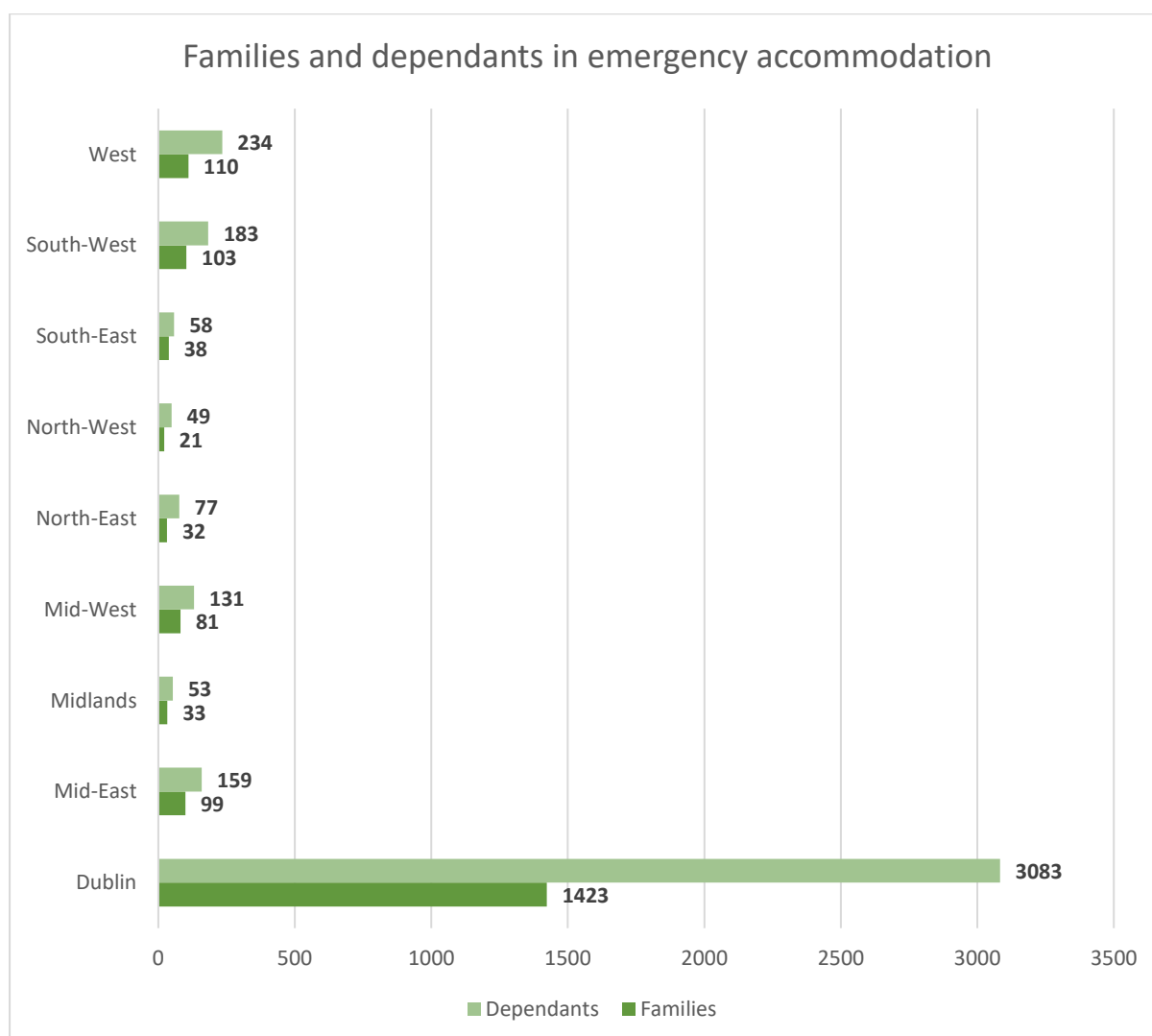
Adults accessing emergency accommodation by county during the week 22–28 January 2024

Counties ¹		
Dublin	Dublin	6,814 (72%)
Mid-East	Kildare	141
	Meath	252
	Wicklow	45
	Sub-Total	438 (4%)
Midlands	Laois	29
	Longford	17
	Offaly	54
	Westmeath	65
	Sub-Total	165 (2%)
Mid-West	Clare	83
	Limerick	362
	Sub-Total	445 (5%)
North-East	Louth	172
	Monaghan/Cavan	26
	Sub-Total	198 (2%)
North-West	Donegal	61
	Leitrim	13
	Sligo	83
	Sub-Total	157 (2%)
South-East	Carlow	40
	Kilkenny	43
	Tipperary	45
	Waterford	95
	Wexford	61
	Sub-Total	284 (3%)
South-West	Cork (Cork City and County councils)	542
	Kerry	42
	Sub-Total	584 (6%)
West	Galway (Galway City and County councils)	310
	Mayo/Roscommon	109
	Sub-Total	419 (4%)
National		9,504 (100%)

¹ Where fewer than ten individuals are recorded in a county, data are aggregated in line with best practice described in the Irish Statistical System Code of Practice (ISSCOP).

Families accessing emergency accommodation during the week of 22–28 January 2024

Region	Total Families	(of which) single parent families	Total Adults	Total child dependants
Dublin	1,423	759	2,429	3,083
Mid-East	99	58	164	159
Midlands	33	24	42	53
Mid-West	81	54	119	131
North-East	32	19	49	77
North-West	21	16	28	49
South-East	38	29	49	58
South-West	103	73	145	183
West	110	55	171	234
TOTAL	1,940	1,087 (56%)	3,196	4,027



Quarter 4 Progress Report data

Exits and Preventions Q4 2023

During Quarter 4, a total of 744 adults exited emergency accommodation by way of a tenancy being created, with a further 1,490 prevented from entering emergency accommodation in the first instance. The number of exits this quarter represents a year-on-year decrease of 1.2% while the number of preventions represents a year-on-year increase of 100.3%.

Adults exiting emergency accommodation		
	Q4 2022	Q4 2023
Local authority lettings	263 (35%)	291 (39%)
AHB lettings/LTSA	280 (37%)	260 (35%)
Private rented HAP	210 (28%)	193 (26%)
	753	744

Adults prevented from entering emergency accommodation		
	Q4 2022	Q4 2023
Local authority lettings	132 (18%)	708 (48%)
AHB lettings/LTSA	116 (16%)	215 (14%)
Private rented HAP	496 (66%)	567 (38%)
	744	1,490

Housing First

Region	Total tenancies created in Q4 2023	Total number of individuals currently in a tenancy	Total number of tenancies created under current Plan 2022-2026
Dublin	45	519	258
Mid-East	9	73	63
Midlands	1	41	24
Mid-West	7	39	25
North-East	9	51	27
North-West	0	30	13

South-East	7	92	56
South-West	5	81	63
West	3	53	31
Total	86	979	560 ²

Rough Sleeper Count Dublin

The Dublin rough sleeper count for winter 2023, that was carried out over the week of 6-12 November, was published on 15 December. It reports an increase in rough sleeping since spring 2023 and winter 2022. The total number of unique individuals engaged with by Outreach Teams during the count week was 118, which represents an increase of 27 persons (30%) on the same period last year, with 91 individuals found to be rough sleeping during the winter count week of 7-13 November 2022. It represents an increase of 35 persons (42%) on the Spring 2023 count carried out the week of 6-12 March 2023.

Homeless statistics and regional structures

The Department's official homelessness statistics are published on a monthly basis and refer to the number of homeless persons accommodated in emergency accommodation funded and overseen by housing authorities during a specific count week, typically the last full week of the month. The reports are produced through the Pathway Accommodation & Support System (PASS), collated on a regional basis and compiled and published by the Department. Homelessness reporting commenced in this format in 2014.

Monthly homelessness data are published to www.housing.gov.ie on the last working Friday of every month. These data are also available in open format on www.data.gov.ie and are made available under the [Creative Commons CC BY 4.0 License](https://creativecommons.org/licenses/by/4.0/), and are available for reproduction elsewhere, subject to appropriate credit being given to the Department of Housing, Local Government and Heritage.

The administration of homeless services is organised across nine administrative regions, with one local authority in each of the regions, "the lead authority", having overall responsibility for the disbursement of Exchequer funding. In each region a Joint Homelessness Consultative Forum exists which includes representation from the relevant State and non-governmental organisations involved in the delivery of homeless services in a particular region. Delegated arrangements are governed by an annually agreed protocol between the Department and the lead authority in each region. These protocols set out the arrangements, responsibilities and financial/performance data reporting requirements for the delegation of funding from the Department.

Under *Sections 38 and 39 of the Housing (Miscellaneous Provisions) Act 2009* a statutory Management Group exists for each regional forum. This is comprised of representatives from the relevant housing authorities and the Health Service Executive, and it is the responsibility of the Management Group to consider issues around the need for homeless services and to plan for the implementation, funding and co-ordination of such services.

² In Housing First, tenancies created towards the end of a period may not be captured in the reporting in the Quarter they are created. In these cases local authorities back date the tenancy on the system. As a result the number of tenancies in a Quarter may be understated. The figure reported for the entire year includes all tenancies.

Glossary:

PEA - Private Emergency Accommodation: include hotels, B&Bs and other residential facilities that are used on an emergency basis. Supports are provided to services users on a visiting supports basis.

STA - Supported Temporary Accommodation: accommodation, including family hubs, hostels, with onsite professional support.

TEA - Temporary Emergency Accommodation: emergency accommodation with no (or minimal) support

Region	Lead Authority	Local Authorities in region
Dublin	Dublin City Council	Dublin City Council
		Dun Laoghaire Rathdown County Council
		Fingal County Council
		South Dublin County Council
Mid-East	Kildare County Council	Kildare County Council
		Meath County Council
		Wicklow County Council
Midlands	Westmeath County Council	Laois County Council
		Longford County Council
		Offaly County Council
		Westmeath County Council
Mid-West	Limerick City and County Council	Clare County Council
		Limerick City and County Council
North-East	Louth County Council	Louth County Council
		Cavan County Council
		Monaghan County Council
North-West	Sligo County Council	Donegal County Council
		Leitrim County Council
		Sligo County Council
South-East	Waterford City and County Council	Carlow County Council
		Kilkenny County Council
		Tipperary County Council
		Waterford City and County Council
		Wexford County Council
South-West	Cork City Council	Cork City Council
		Cork County Council
		Kerry County Council
West	Galway City Council	Galway City Council
		Galway County Council
		Mayo County Council
		Roscommon County Council

[gov.ie/housing](https://www.gov.ie/housing)