



An Roinn Tithíochta,
Rialtais Áitiúil agus Oidhreachta
Department of Housing,
Local Government and Heritage

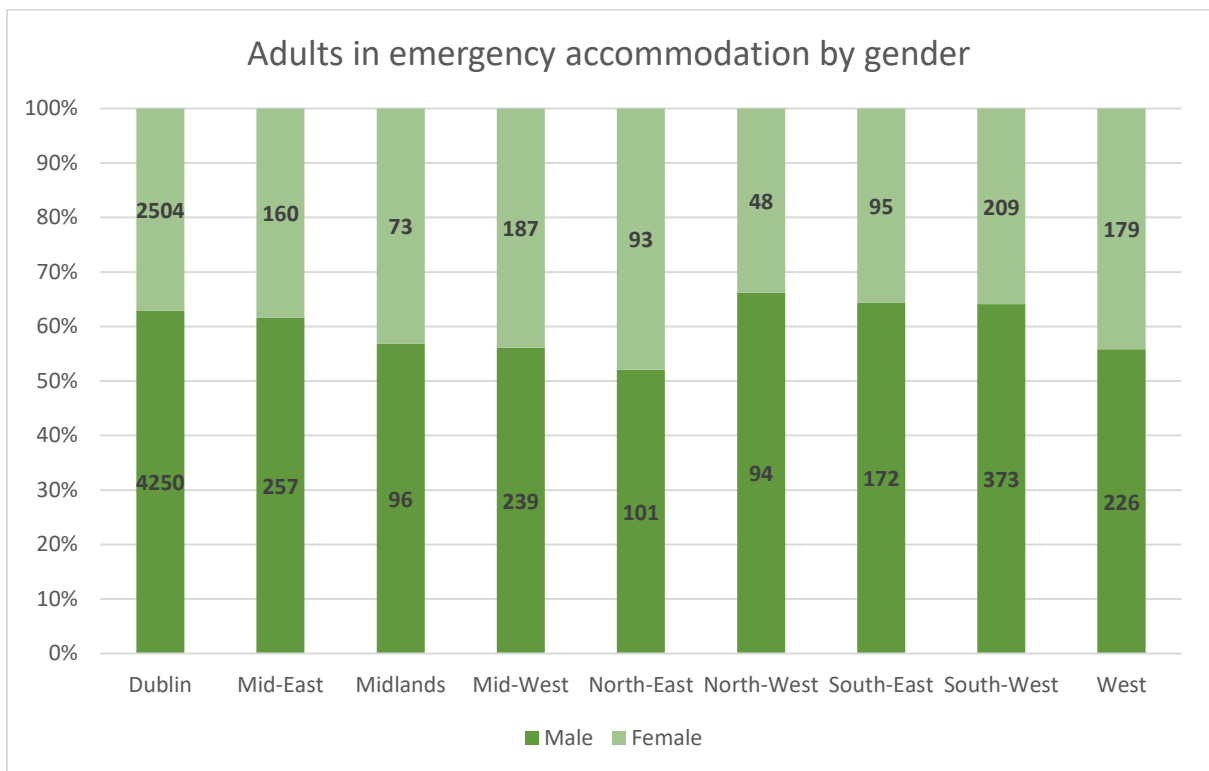
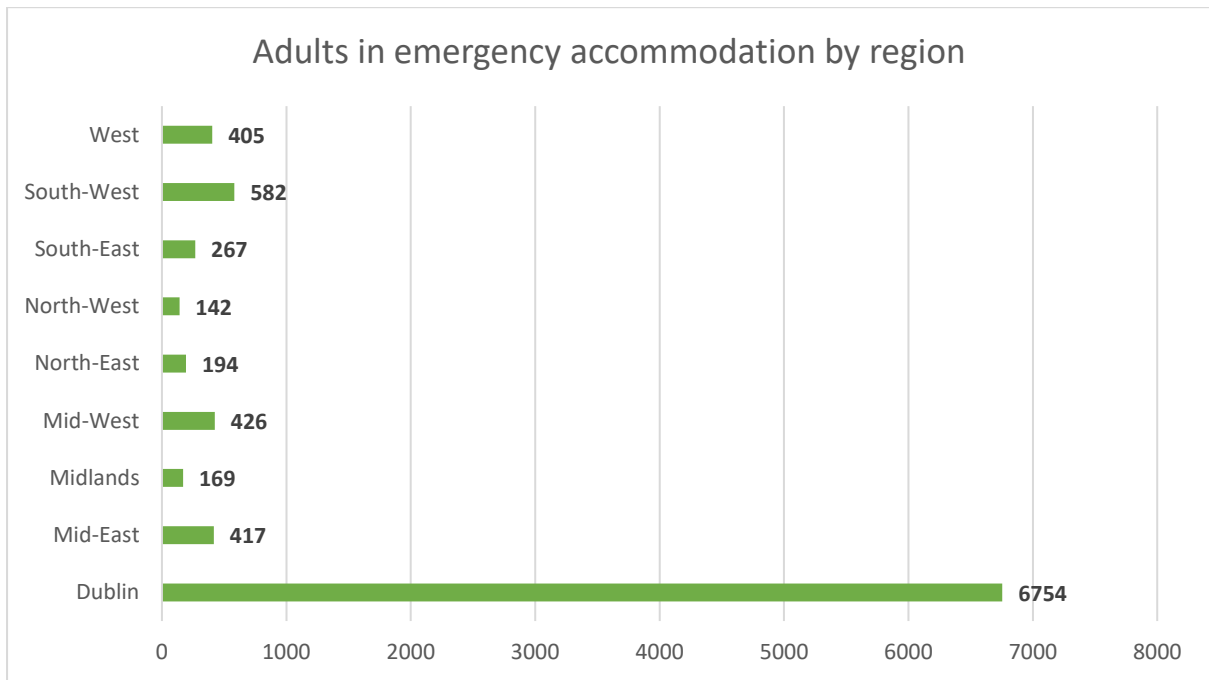
**Department of Housing, Local Government and
Heritage**
Monthly Homelessness Report
December 2023

Prepared by the Department of Housing, Local Government and Heritage

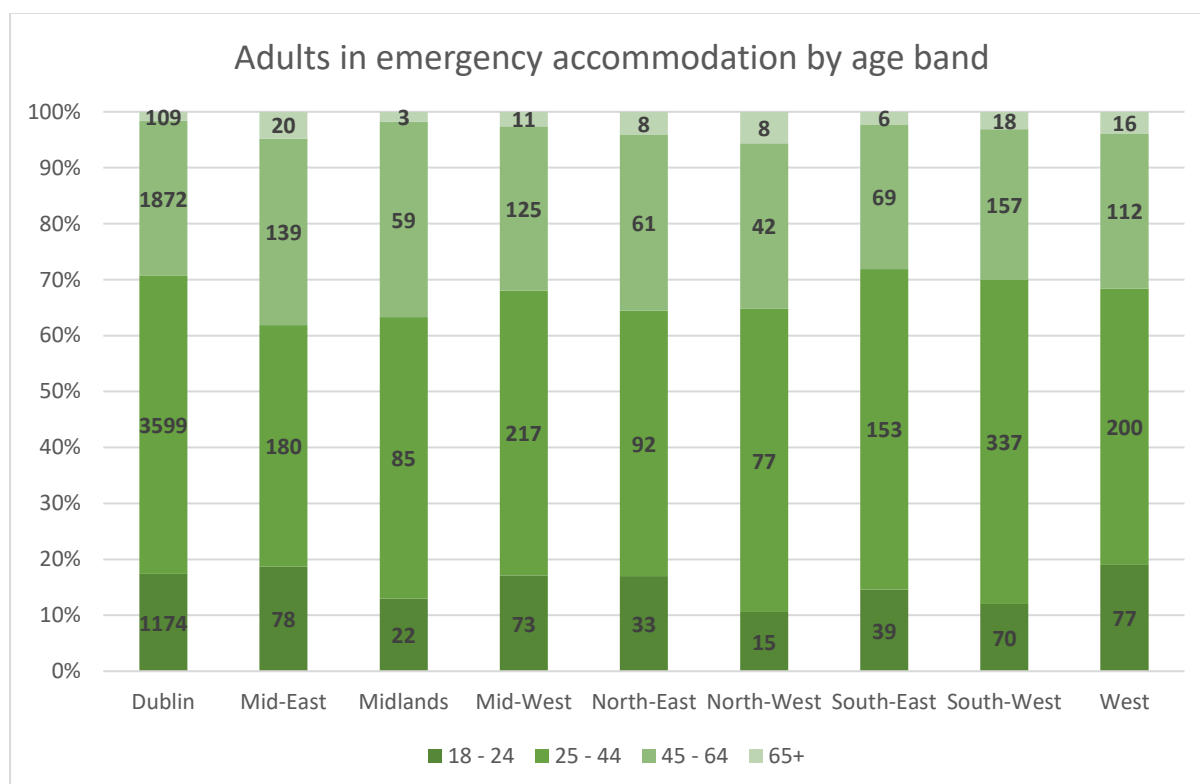
gov.ie/housing

Details of adults accessing local authority managed emergency accommodation during the week of 25–31 December 2023

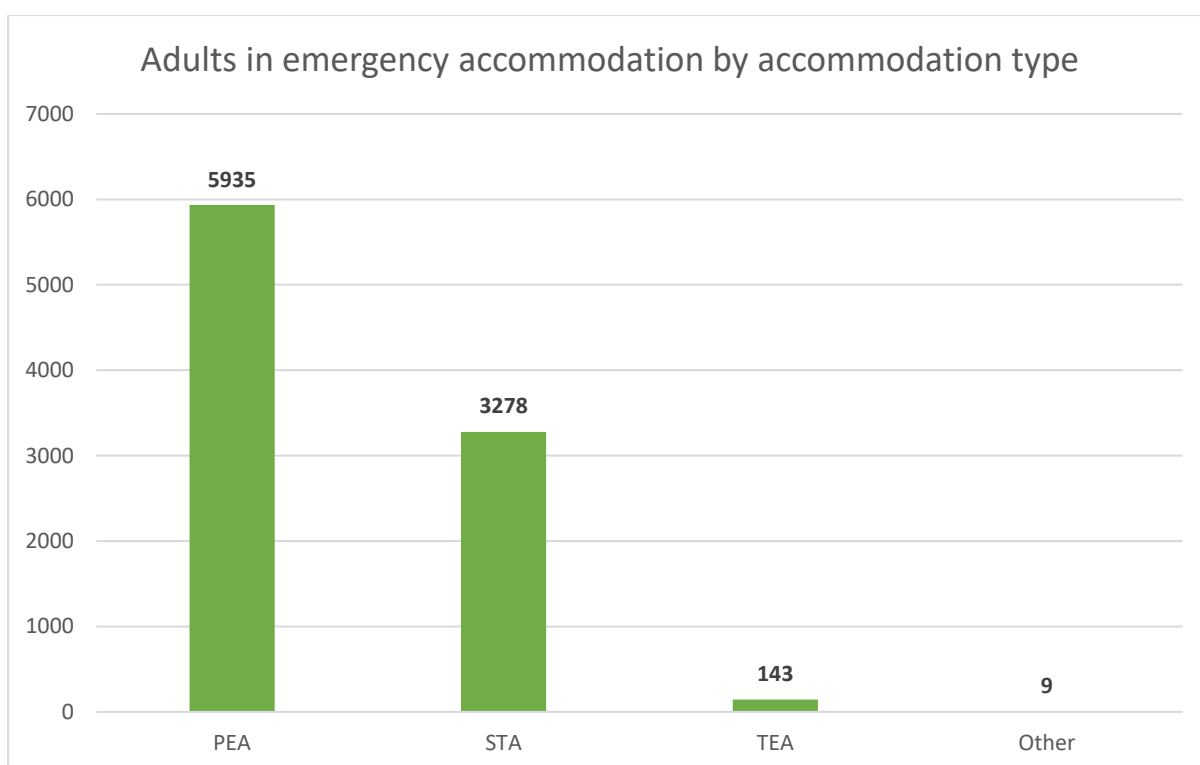
Region	<i>Adults</i>	<i>(of which) Single Adults</i>	<i>Male</i>	<i>Female</i>
Dublin	6,754	4,330	4,250	2,504
Mid-East	417	277	257	160
Midlands	169	126	96	73
Mid-West	426	303	239	187
North-East	194	139	101	93
North-West	142	116	94	48
South-East	267	217	172	95
South-West	582	425	373	209
West	405	238	226	179
TOTAL	9,356	6,171 (66%)	5,808 (62%)	3,548 (38%)



Region	<i>Ages 18-24</i>	<i>Ages 25-44</i>	<i>Ages 45-64</i>	<i>Ages 65+</i>
Dublin	1,174	3,599	1,872	109
Mid-East	78	180	139	20
Midlands	22	85	59	3
Mid-West	73	217	125	11
North-East	33	92	61	8
North-West	15	77	42	8
South-East	39	153	69	6
South-West	70	337	157	18
West	77	200	112	16
TOTAL	1,581 (17%)	4,940 (53%)	2,636 (28%)	199 (2%)

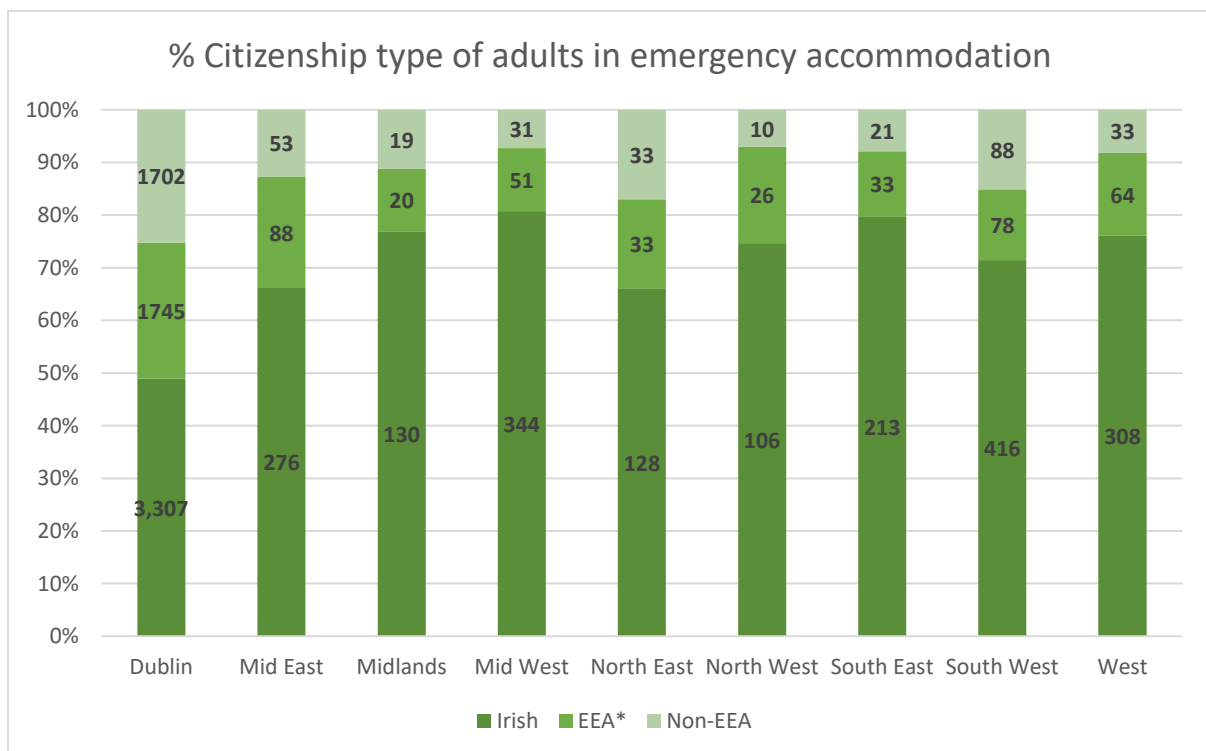


Accommodation Types*				
Region	PEA	STA	TEA	Other
Dublin	4,443	2,274	37	0
Mid-East	261	150	3	3
Midlands	126	0	37	6
Mid-West	144	265	25	0
North-East	113	79	2	0
North-West	94	33	15	0
South-East	81	186	0	0
South-West	385	198	0	0
West	288	93	24	0
TOTAL	5,935	3,278	143	9



* Note: clients may have accessed multiple accommodation types during the week

Citizenship			
Region	<i>Irish</i>	<i>EEA/UK</i>	<i>Non-EEA</i>
Dublin	3,307	1,745	1,702
Mid-East	276	88	53
Midlands	130	20	19
Mid-West	344	51	31
North-East	128	33	33
North-West	106	26	10
South-East	213	33	21
South-West	416	78	88
West	308	64	33
TOTAL	5,228 (56%)	2,138 (23%)	1,990 (21%)



Adults in Emergency Accommodation

25-31 December Adults in Emergency Accommodation



Map: Department of Housing, Local Government and Heritage • Source: Department of Housing, Local Government and Heritage • Created with Datawrapper

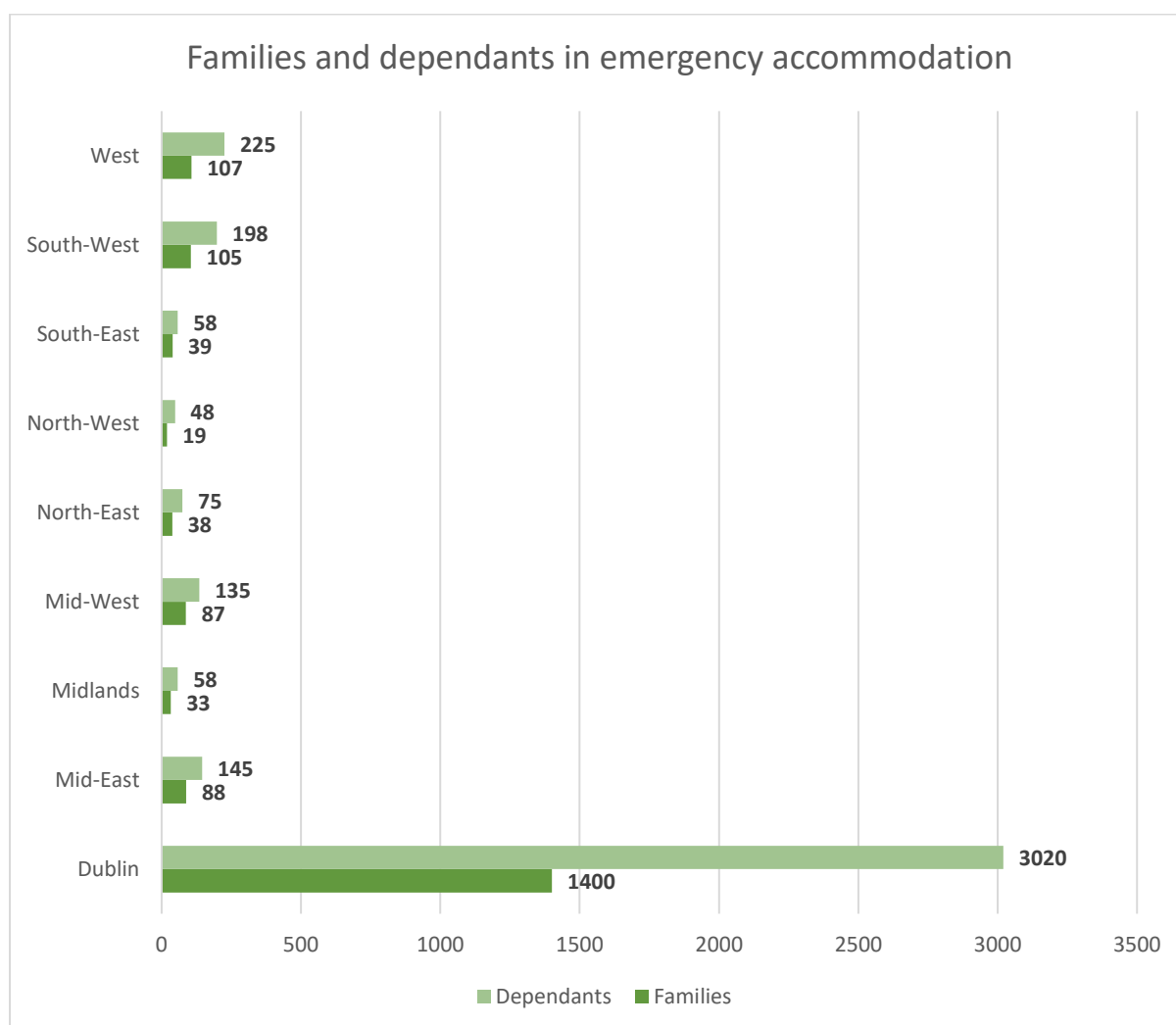
Adults accessing emergency accommodation by county during the week 25–31 December 2023

Counties ¹		
Dublin	Dublin	6,754 (72%)
Mid-East	Kildare	141
	Meath	234
	Wicklow	42
	Sub-Total	417 (4%)
Midlands	Laois	28
	Longford	18
	Offaly	55
	Westmeath	68
	Sub-Total	169 (2%)
Mid-West	Clare	82
	Limerick	344
	Sub-Total	426 (5%)
North-East	Louth	169
	Monaghan/Cavan	25
	Sub-Total	194 (2%)
North-West	Donegal	54
	Leitrim	14
	Sligo	74
	Sub-Total	142 (2%)
South-East	Carlow	39
	Kilkenny	45
	Tipperary	39
	Waterford	89
	Wexford	55
	Sub-Total	267 (3%)
South-West	Cork (Cork City and County councils)	546
	Kerry	36
	Sub-Total	582 (6%)
West	Galway (Galway City and County councils)	299
	Mayo	92
	Roscommon	14
	Sub-Total	405 (4%)
National		9,356 (100%)

¹ Where fewer than ten individuals are recorded in a county, data are aggregated in line with best practice described in the Irish Statistical System Code of Practice (ISSCOP).

Families accessing emergency accommodation during the week of 25–31 December 2023

Region	Total Families	(of which) single parent families	Total Adults	Total child dependants
Dublin	1,400	736	2,424	3,020
Mid-East	88	49	140	145
Midlands	33	23	43	58
Mid-West	87	63	123	135
North-East	38	26	55	75
North-West	19	13	26	48
South-East	39	30	50	58
South-West	105	71	157	198
West	107	54	167	225
TOTAL	1,916	1,065 (56%)	3,185	3,962



Quarter 4 Progress Report data

Exits and Preventions Q4 2023

During Quarter 4, a total of 744 adults exited emergency accommodation by way of a tenancy being created, with a further 1,490 prevented from entering emergency accommodation in the first instance. The number of exits this quarter represents a year-on-year decrease of 1.2% while the number of preventions represents a year-on-year increase of 100.3%.

Adults exiting emergency accommodation		
	Q4 2022	Q4 2023
Local authority lettings	263 (35%)	291(39%)
AHB lettings/LTSA	280 (37%)	260(35%)
Private rented HAP	210 (28%)	193(26%)
	753	744

Adults prevented from entering emergency accommodation		
	Q4 2022	Q4 2023
Local authority lettings	132 (18%)	708 (48%)
AHB lettings/LTSA	116 (16%)	215 (14%)
Private rented HAP	496 (66%)	567 (38%)
	744	1,490

Housing First

Region	Total tenancies created in Q4 2023	Total number of individuals currently in a tenancy	Total number of tenancies created under current Plan 2022-2026
Dublin	45	519	258
Mid-East	9	73	63
Midlands	1	41	24
Mid-West	7	39	25
North-East	9	51	27
North-West	0	30	13

South-East	7	92	56
South-West	5	81	63
West	3	53	31
Total	86	979	560²

Rough Sleeper Count Dublin

The Dublin rough sleeper count for winter 2023, that was carried out over the week of 6-12 November, was published on 15 December. It reports an increase in rough sleeping since spring 2023 and winter 2022. The total number of unique individuals engaged with by Outreach Teams during the count week was 118, which represents an increase of 27 persons (30%) on the same period last year, with 91 individuals found to be rough sleeping during the winter count week of 7-13 November 2022. It represents an increase of 35 persons (42%) on the Spring 2023 count carried out the week of 6-12 March 2023.

Homeless statistics and regional structures

The Department's official homelessness statistics are published on a monthly basis and refer to the number of homeless persons accommodated in emergency accommodation funded and overseen by housing authorities during a specific count week, typically the last full week of the month. The reports are produced through the Pathway Accommodation & Support System (PASS), collated on a regional basis and compiled and published by the Department. Homelessness reporting commenced in this format in 2014.

Monthly homelessness data are published to www.housing.gov.ie on the last working Friday of every month. These data are also available in open format on www.data.gov.ie and are made available under the [Creative Commons CC BY 4.0 License](https://creativecommons.org/licenses/by/4.0/), and are available for reproduction elsewhere, subject to appropriate credit being given to the Department of Housing, Local Government and Heritage.

The administration of homeless services is organised across nine administrative regions, with one local authority in each of the regions, "the lead authority", having overall responsibility for the disbursement of Exchequer funding. In each region a Joint Homelessness Consultative Forum exists which includes representation from the relevant State and non-governmental organisations involved in the delivery of homeless services in a particular region. Delegated arrangements are governed by an annually agreed protocol between the Department and the lead authority in each region. These protocols set out the arrangements, responsibilities and financial/performance data reporting requirements for the delegation of funding from the Department.

Under *Sections 38 and 39 of the Housing (Miscellaneous Provisions) Act 2009* a statutory Management Group exists for each regional forum. This is comprised of representatives from the relevant housing authorities and the Health Service Executive, and it is the responsibility of the Management Group to

² In Housing First, tenancies created towards the end of a period may not be captured in the reporting in the Quarter they are created. In these cases local authorities back date the tenancy on the system. As a result the number of tenancies in a Quarter may be understated. The figure reported for the entire year includes all tenancies.

consider issues around the need for homeless services and to plan for the implementation, funding and co-ordination of such services.

Glossary:

PEA - Private Emergency Accommodation: include hotels, B&Bs and other residential facilities that are used on an emergency basis. Supports are provided to services users on a visiting supports basis.

STA - Supported Temporary Accommodation: accommodation, including family hubs, hostels, with onsite professional support.

TEA - Temporary Emergency Accommodation: emergency accommodation with no (or minimal) support

Region	Lead Authority	Local Authorities in region
Dublin	Dublin City Council	Dublin City Council
		Dun Laoghaire Rathdown County Council
		Fingal County Council
		South Dublin County Council
Mid-East	Kildare County Council	Kildare County Council
		Meath County Council
		Wicklow County Council
Midlands	Westmeath County Council	Laois County Council
		Longford County Council
		Offaly County Council
		Westmeath County Council
Mid-West	Limerick City and County Council	Clare County Council
		Limerick City and County Council
North-East	Louth County Council	Louth County Council
		Cavan County Council
		Monaghan County Council
North-West	Sligo County Council	Donegal County Council
		Leitrim County Council
		Sligo County Council
South-East	Waterford City and County Council	Carlow County Council
		Kilkenny County Council
		Tipperary County Council
		Waterford City and County Council
		Wexford County Council
South-West	Cork City Council	Cork City Council
		Cork County Council
		Kerry County Council
West	Galway City Council	Galway City Council
		Galway County Council
		Mayo County Council
		Roscommon County Council

gov.ie/housing

