



An Roinn Tithíochta,
Rialtais Áitiúil agus Oidhreachta
Department of Housing,
Local Government and Heritage

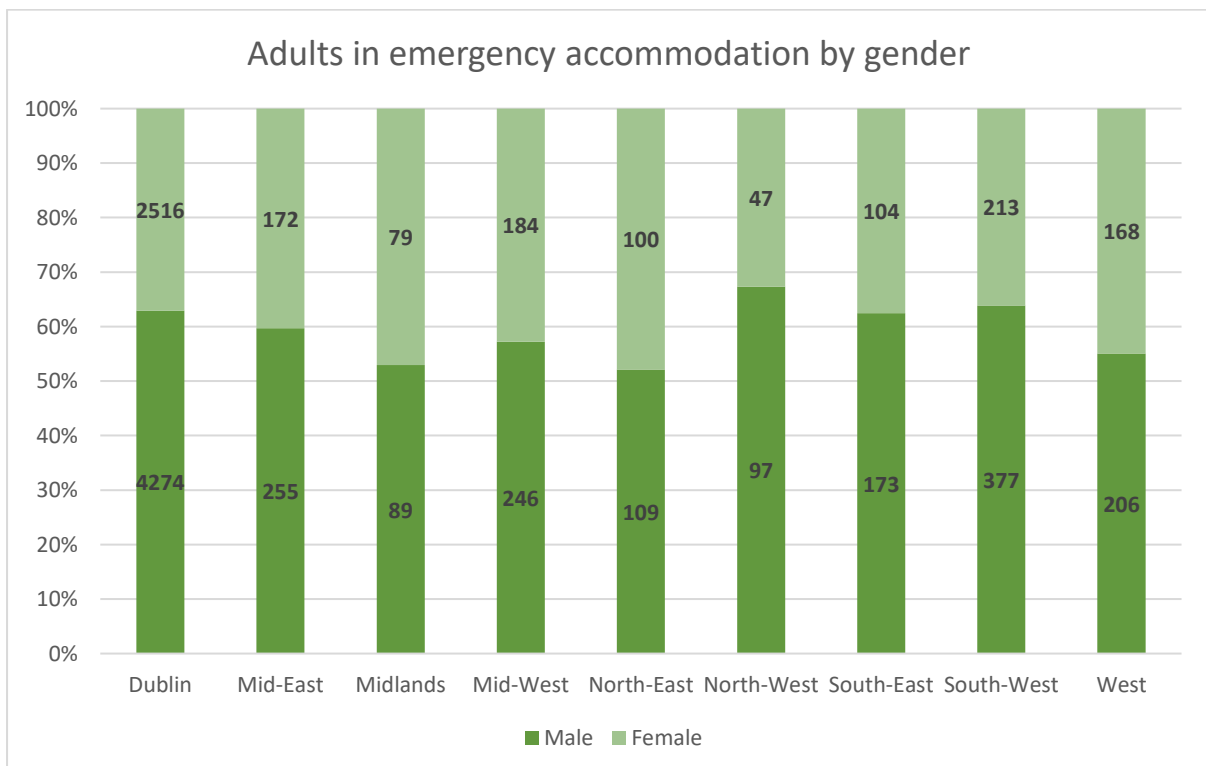
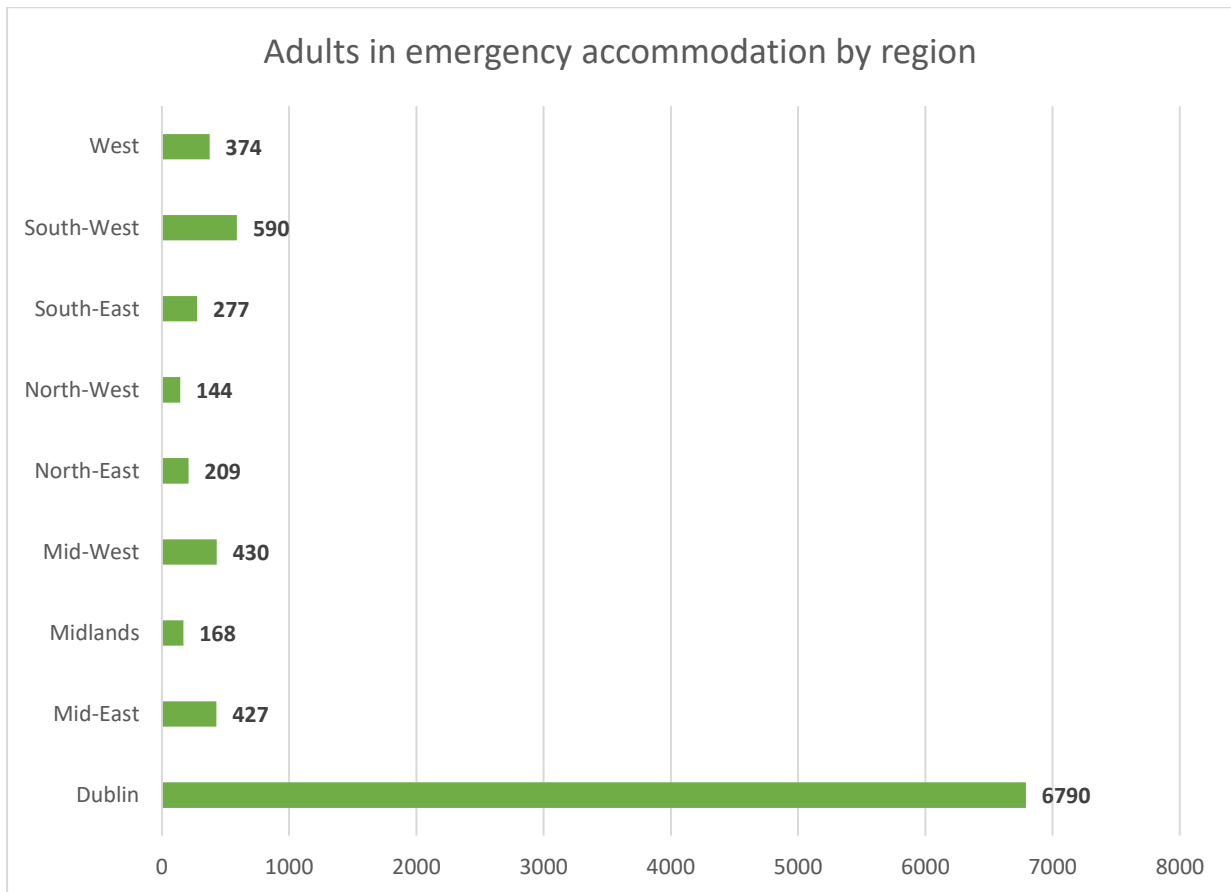
**Department of Housing, Local Government and
Heritage**
Monthly Homelessness Report
November 2023

Prepared by the Department of Housing, Local Government and Heritage

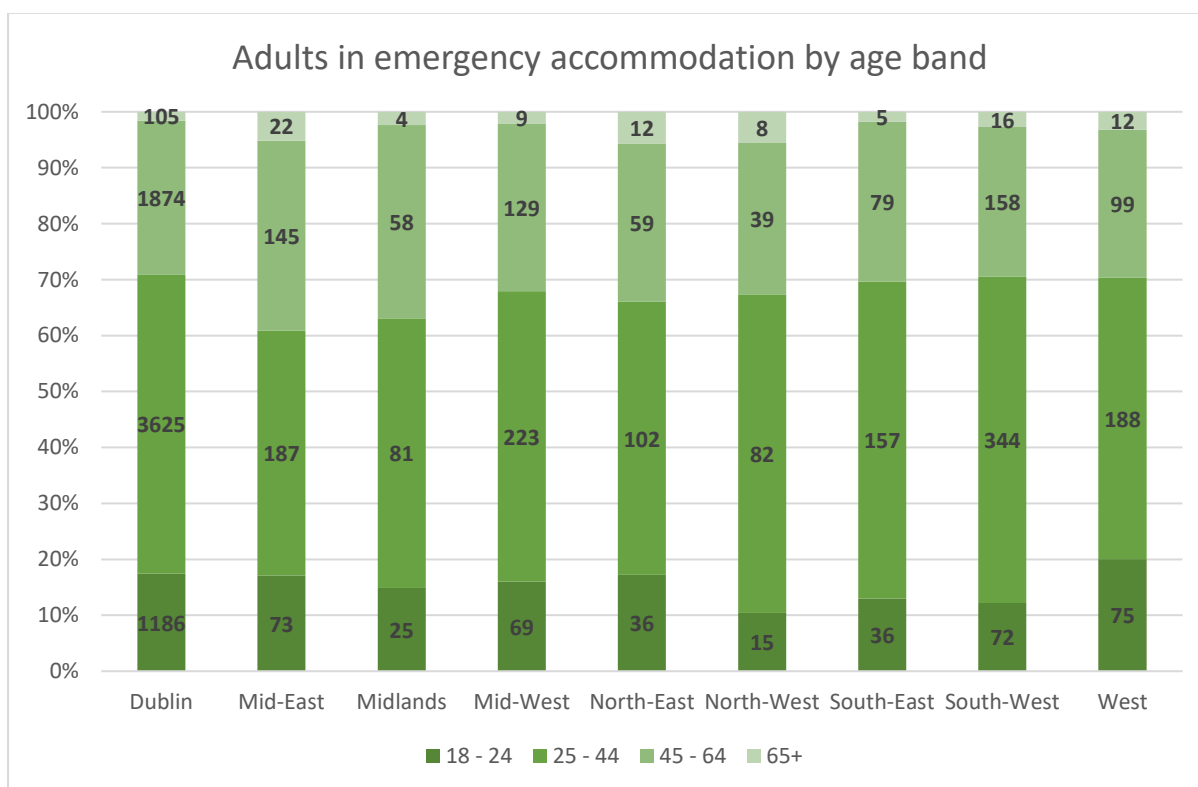
gov.ie/housing

Details of adults accessing local authority managed emergency accommodation during the week of 20–26 November 2023

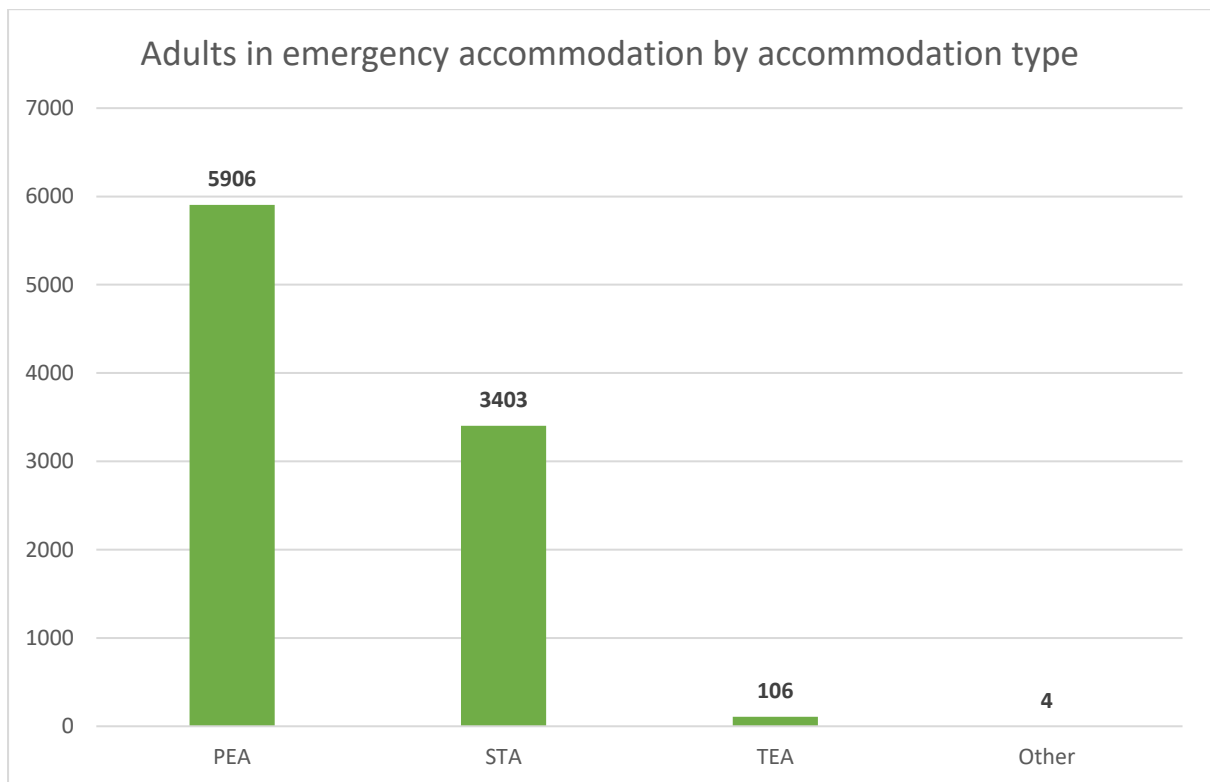
Region	<i>Adults</i>	<i>(of which) Single Adults</i>	<i>Male</i>	<i>Female</i>
Dublin	6,790	4,316	4,274	2,516
Mid-East	427	271	255	172
Midlands	168	119	89	79
Mid-West	430	301	246	184
North-East	209	125	109	100
North-West	144	123	97	47
South-East	277	214	173	104
South-West	590	422	377	213
West	374	219	206	168
TOTAL	9,409	6,110 (65%)	5,826 (62%)	3,583 (38%)



Region	Ages 18-24	Ages 25-44	Ages 45-64	Ages 65+
Dublin	1,186	3,625	1,874	105
Mid-East	73	187	145	22
Midlands	25	81	58	4
Mid-West	69	223	129	9
North-East	36	102	59	12
North-West	15	82	39	8
South-East	36	157	79	5
South-West	72	344	158	16
West	75	188	99	12
TOTAL	1,587 (17%)	4,989 (53%)	2,640 (28%)	193 (2%)

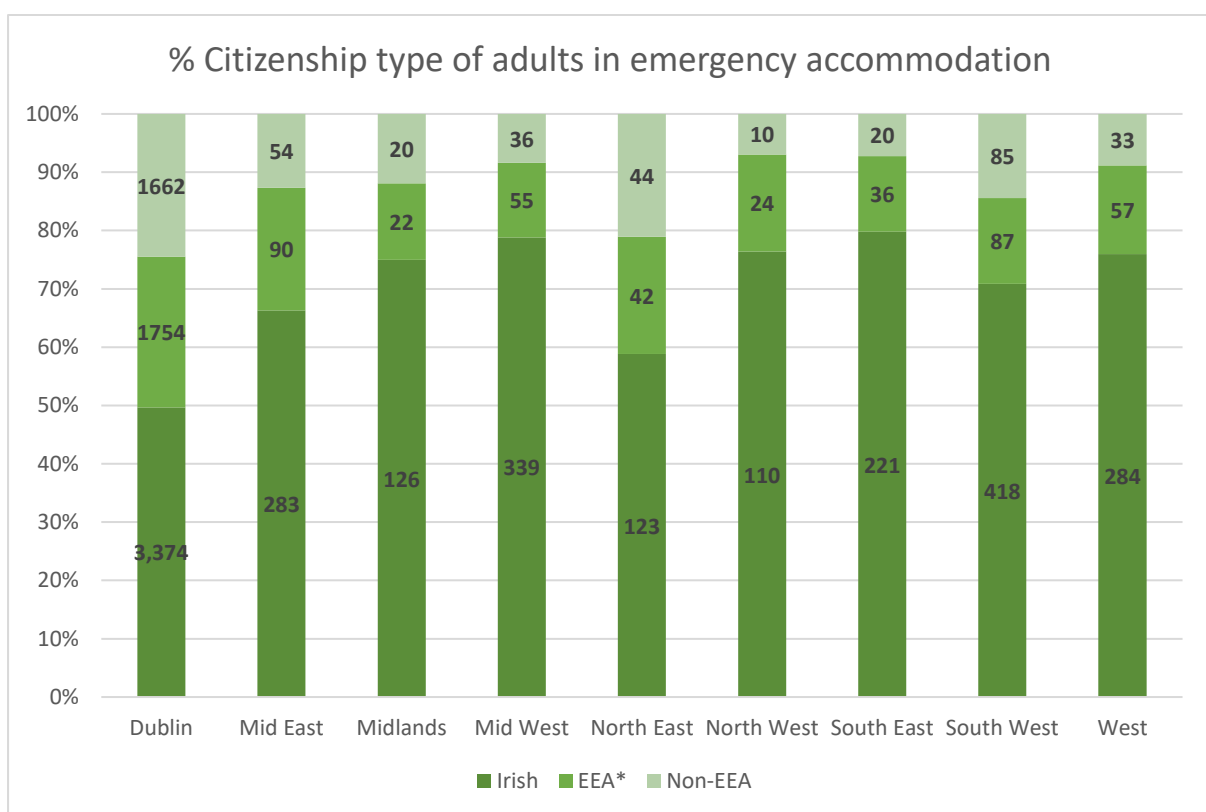


<i>Accommodation Types*</i>				
Region	PEA	STA	TEA	Other
Dublin	4,400	2,351	39	0
Mid-East	263	161	3	3
Midlands	127	6	35	0
Mid-West	145	271	20	0
North-East	120	86	4	0
North-West	96	43	5	0
South-East	83	194	0	0
South-West	398	192	0	0
West	274	99	0	1
TOTAL	5,906	3,403	106	4



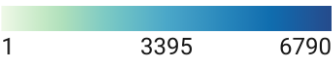
* Note: clients may have accessed multiple accommodation types during the week

Citizenship			
Region	<i>Irish</i>	<i>EEA/UK</i>	<i>Non-EEA</i>
Dublin	3,374	1,754	1,662
Mid-East	283	90	54
Midlands	126	22	20
Mid-West	339	55	36
North-East	123	42	44
North-West	110	24	10
South-East	221	36	20
South-West	418	87	85
West	284	57	33
TOTAL	5,278 (56%)	2,167 (23%)	1,964 (21%)



Adults in Emergency Accommodation

20-26 November Adults in Emergency Accommodation



Map: Department of Housing, Local Government and Heritage • Source: Department of Housing, Local Government and Heritage • Created with Datawrapper

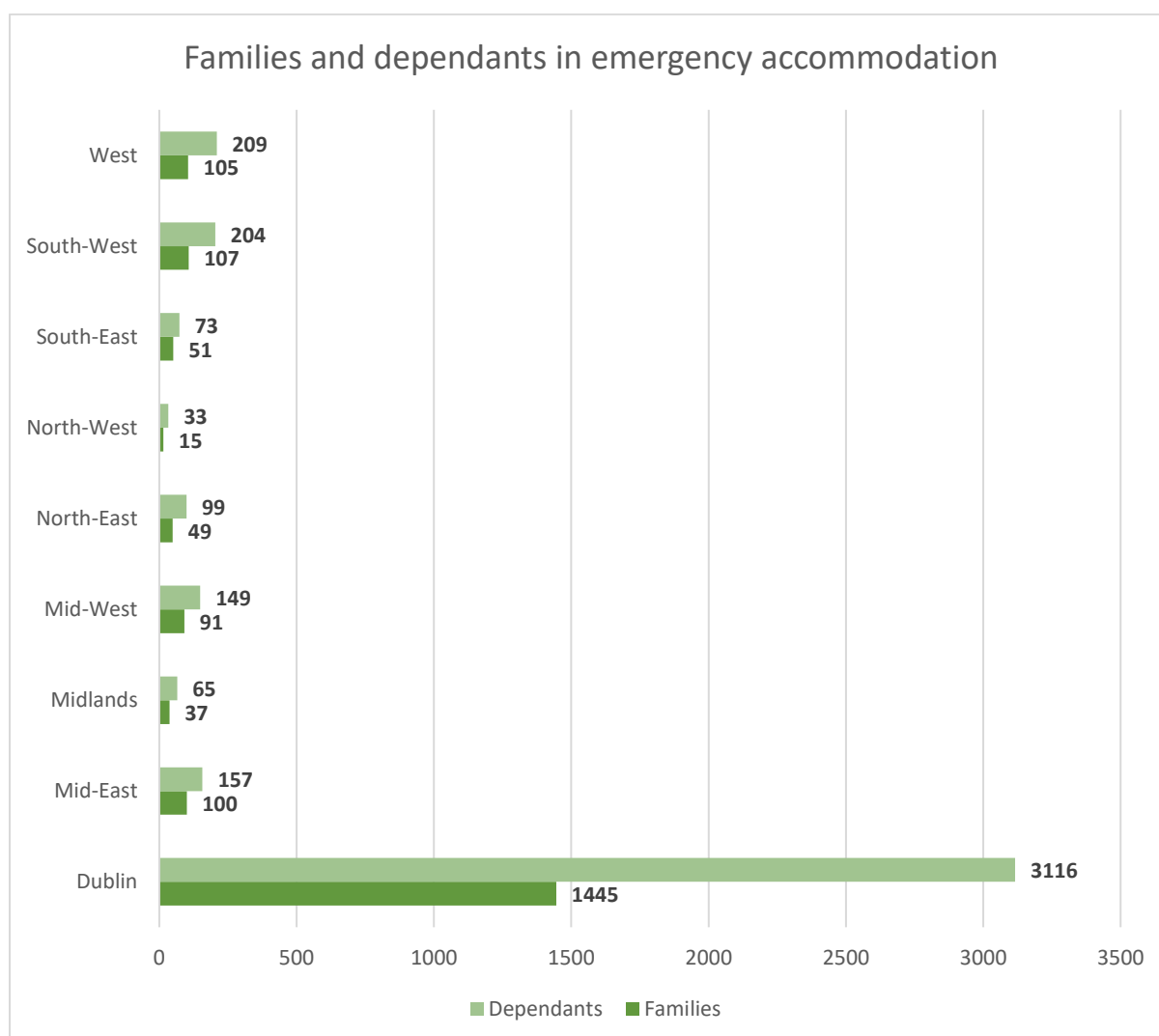
Adults accessing emergency accommodation by county during the week 20–26 November 2023

Counties ¹		
Dublin	Dublin	6,790 (72%)
Mid-East	Kildare	147
	Meath	232
	Wicklow	48
	Sub-Total	427 (5%)
Midlands	Laois	32
	Longford	15
	Offaly	53
	Westmeath	68
	Sub-Total	168 (2%)
Mid-West	Clare	69
	Limerick	361
	Sub-Total	430 (5%)
North-East	Louth	180
	Monaghan/Cavan	29
	Sub-Total	209 (1%)
North-West	Donegal	62
	Leitrim	15
	Sligo	67
	Sub-Total	144 (2%)
South-East	Carlow	33
	Kilkenny	46
	Tipperary	40
	Waterford	94
	Wexford	64
	Sub-Total	277 (3%)
South-West	Cork (Cork City and County councils)	545
	Kerry	45
	Sub-Total	590 (6%)
West	Galway (Galway City and County councils)	273
	Mayo	87
	Roscommon	14
	Sub-Total	374 (4%)
National		9,409 (100%)

¹ Where fewer than ten individuals are recorded in a county, data are aggregated in line with best practice described in the Irish Statistical System Code of Practice (ISSCOP).

Families accessing emergency accommodation during the week of 20–26 November 2023

Region	Total Families	(of which) single parent families	Total Adults	Total child dependants
Dublin	1,445	771	2,474	3,116
Mid-East	100	62	156	157
Midlands	37	25	49	65
Mid-West	91	63	129	149
North-East	49	33	84	99
North-West	15	10	21	33
South-East	51	41	63	73
South-West	107	69	168	204
West	105	60	155	209
TOTAL	2,000	1,134 (57%)	3,299	4,105



Quarter 3 Progress Report data

Exits and Preventions Q3 2023

During Quarter 3, a total of 703 adults exited emergency accommodation by way of a tenancy being created, with a further 882 prevented from entering emergency accommodation in the first instance. The number of exits this quarter represents a year-on-year increase of 4.1% while the number of preventions represents a year-on-year increase of 23.2%.

Adults exiting emergency accommodation		
	Q3 2022	Q3 2023
Local authority lettings	247 (36%)	272 (39%)
AHB lettings/LTSA	200 (30%)	217 (31%)
Private rented HAP	228 (34%)	214 (30%)
	675	703

Adults prevented from entering emergency accommodation		
	Q3 2022	Q3 2023
Local authority lettings	102 (14%)	277 (31%)
AHB lettings/LTSA	83 (12%)	120 (14%)
Private rented HAP	531 (74%)	485 (55%)
	716	882

Housing First

Region	Total tenancies created in Q3 2023	Total number of individuals currently in a tenancy	Total number of tenancies created under current Plan 2022-2026
Dublin	34	505	184
Mid-East	8	69	54
Midlands	2	40	23
Mid-West	0	33	18
North-East	1	42	18
North-West	5	31	13

South-East	10	91	49
South-West	7	79	58
West	2	55	28
Total	69	945	445

Rough Sleeper Count Dublin

The Dublin rough sleeper count for winter 2023, that was carried out over the week of 6-12 November, was published on 15 December. It reports an increase in rough sleeping since spring 2023 and winter 2022. The total number of unique individuals engaged with by Outreach Teams during the count week was 118, which represents an increase of 27 persons (30%) on the same period last year, with 91 individuals found to be rough sleeping during the winter count week of 7-13 November 2022. It represents an increase of 35 persons (42%) on the Spring 2023 count carried out the week of 6-12 March this year.

Homeless statistics and regional structures

The Department's official homelessness statistics are published on a monthly basis and refer to the number of homeless persons accommodated in emergency accommodation funded and overseen by housing authorities during a specific count week, typically the last full week of the month. The reports are produced through the Pathway Accommodation & Support System (PASS), collated on a regional basis and compiled and published by the Department. Homelessness reporting commenced in this format in 2014.

Monthly homelessness data are published to www.housing.gov.ie on the last working Friday of every month. These data are also available in open format on www.data.gov.ie and are made available under the [Creative Commons CC BY 4.0 License](https://creativecommons.org/licenses/by/4.0/), and are available for reproduction elsewhere, subject to appropriate credit being given to the Department of Housing, Local Government and Heritage.

The administration of homeless services is organised across nine administrative regions, with one local authority in each of the regions, "the lead authority", having overall responsibility for the disbursement of Exchequer funding. In each region a Joint Homelessness Consultative Forum exists which includes representation from the relevant State and non-governmental organisations involved in the delivery of homeless services in a particular region. Delegated arrangements are governed by an annually agreed protocol between the Department and the lead authority in each region. These protocols set out the arrangements, responsibilities and financial/performance data reporting requirements for the delegation of funding from the Department.

Under *Sections 38 and 39 of the Housing (Miscellaneous Provisions) Act 2009* a statutory Management Group exists for each regional forum. This is comprised of representatives from the relevant housing authorities and the Health Service Executive, and it is the responsibility of the Management Group to consider issues around the need for homeless services and to plan for the implementation, funding and co-ordination of such services.

Glossary:

PEA - Private Emergency Accommodation: include hotels, B&Bs and other residential facilities that are used on an emergency basis. Supports are provided to services users on a visiting supports basis.

STA - Supported Temporary Accommodation: accommodation, including family hubs, hostels, with onsite professional support.

TEA - Temporary Emergency Accommodation: emergency accommodation with no (or minimal) support

Region	Lead Authority	Local Authorities in region
Dublin	Dublin City Council	Dublin City Council
		Dun Laoghaire Rathdown County Council
		Fingal County Council
		South Dublin County Council
Mid-East	Kildare County Council	Kildare County Council
		Meath County Council
		Wicklow County Council
Midlands	Westmeath County Council	Laois County Council
		Longford County Council
		Offaly County Council
		Westmeath County Council
Mid-West	Limerick City and County Council	Clare County Council
		Limerick City and County Council
North-East	Louth County Council	Louth County Council
		Cavan County Council
		Monaghan County Council
North-West	Sligo County Council	Donegal County Council
		Leitrim County Council
		Sligo County Council
South-East	Waterford City and County Council	Carlow County Council
		Kilkenny County Council
		Tipperary County Council
		Waterford City and County Council
		Wexford County Council
South-West	Cork City Council	Cork City Council
		Cork County Council
		Kerry County Council
West	Galway City Council	Galway City Council
		Galway County Council
		Mayo County Council
		Roscommon County Council