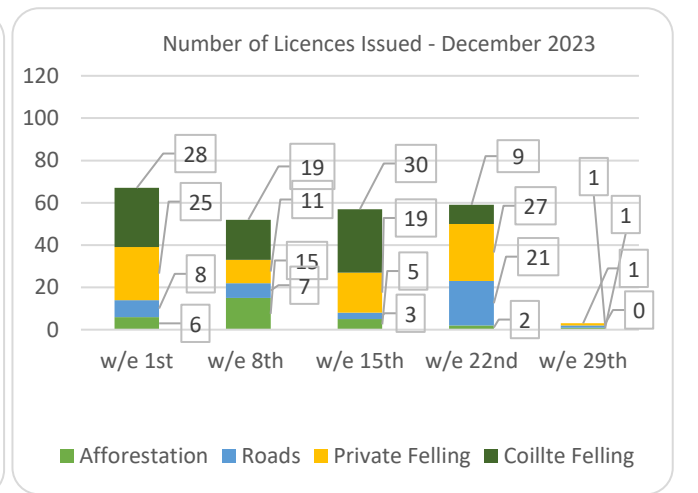
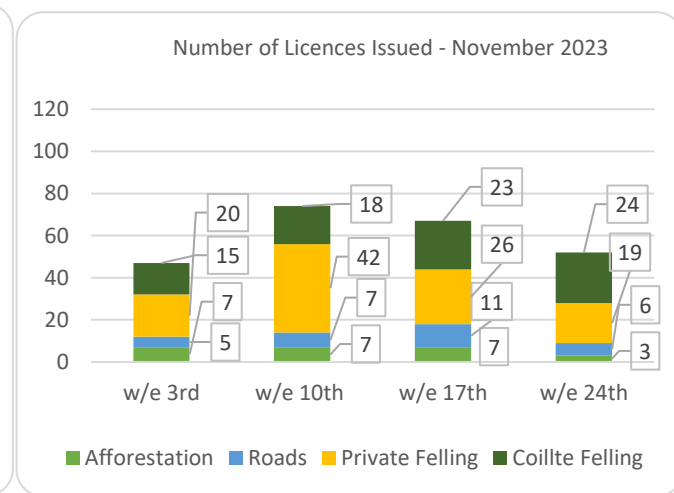
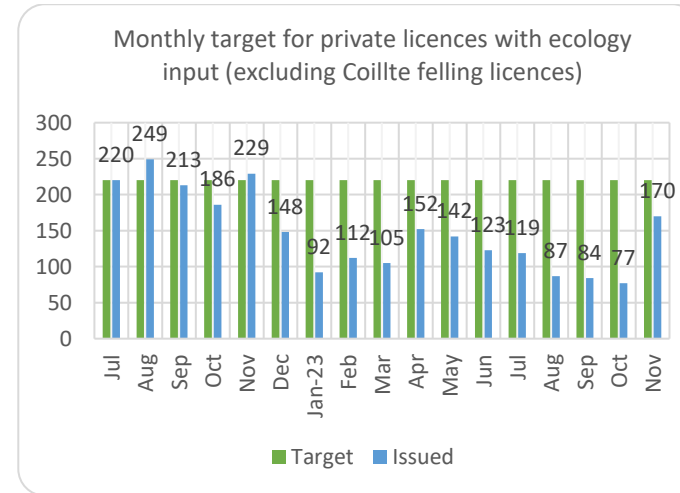
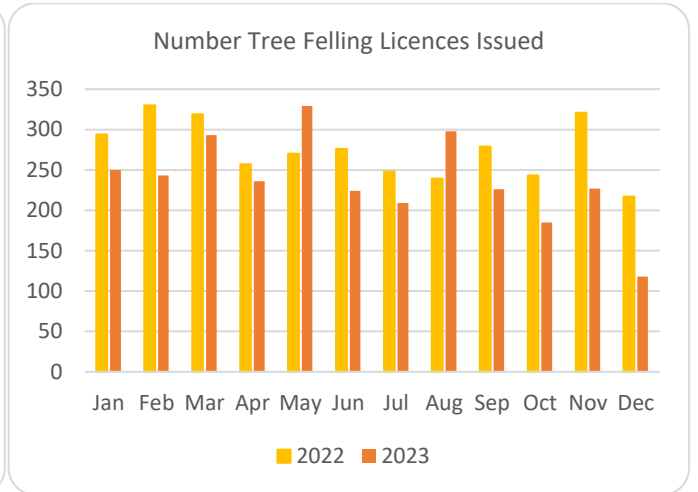
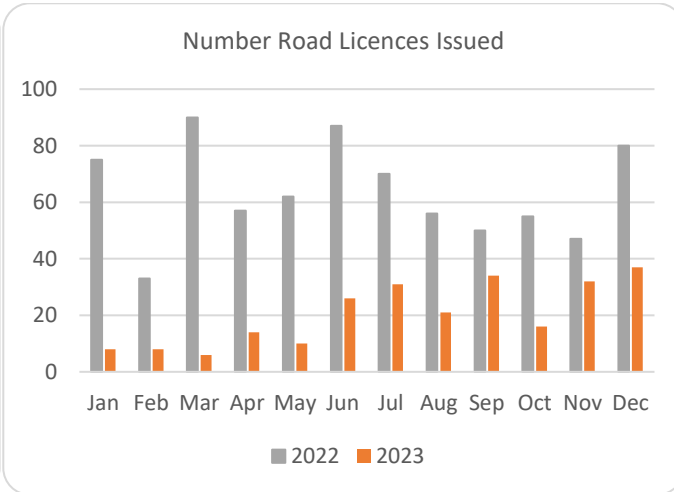
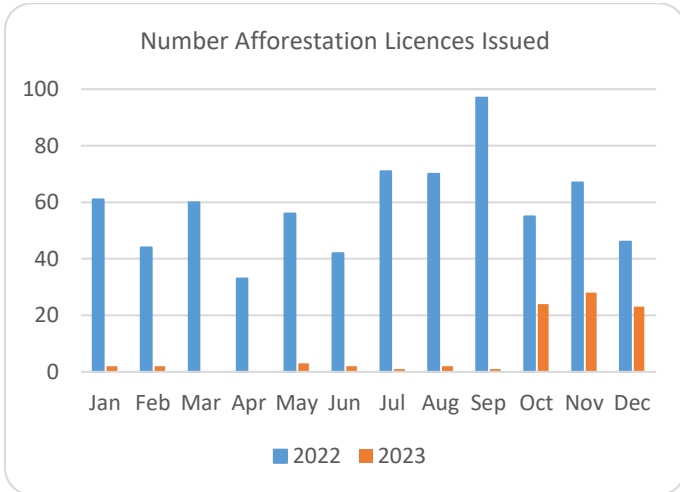


Forestry Licensing Dashboard – Week 5, December 2023



Forestry Licensing Dashboard – Week 5, December 2023

Hectares/Kilometres for Licences Issued

	Afforestation				Roads				Felling							
	Hectares				Kilometres				Hectares				Volume m ³			
	2020	2021	2022	2023	2020	2021	2022	2023	2020	2021	2022	2023	2021	2022	2023	
January	270	353	482	47	5	20	29	3	1,170	3,338	3,507	2,561	831,530	928,753	691,848	
February	531	463	269	39	10	30	14	3	1,400	1,939	3,858	3,039	531,010	853,328	888,069	
March	298	506	440	0	15	26	43	2	1,462	1,059	4,654	3,444	298,959	785,837	887,739	
April	566	627	183	0	16	18	25	7	1,437	1,311	4,071	3,008	303,190	661,988	814,052	
May	309	458	329	33	13	30	19	4	1,332	2,237	4,113	4,061	564,007	646,016	1,084,412	
June	166	293	317	14	9	28	39	10	694	4,108	4,219	2,392	933,153	848,877	659,764	
July	155	64	452	7	12	5	27	12	1,003	1,382	4,221	2,468	319,961	950,873	597,718	
August	214	125	527	30	10	19	17	8	1,904	1,302	3,959	3,440	343,035	730,507	858,450	
September	280	269	690	10	10	13	20	12	1,183	6,516	3,788	2,620	1,585,000	811,092	748,239	
October	570	300	479	196	7	18	23	6	2,387	3,772	3,090	1,807	1,003,661	791,141	595,008	
November	485	393	479	217	10	32	21	9	2,335	3,608	3,861	2,643	1,017,094	951,821	718,641	
December	499	395	326	197	13	26	15	13	1,935	2,283	2,686	1,107	722,367	734,549	338,940	
Totals	4,342	4,246	4,972	789	130	264	293	87	18,241	32,855	46,027	32,588	8,452,966	9,694,783	8,882,881	

Hectares/Kilometres Planted/Roads Constructed

	Hectares				Kilometres				
	2020	2021	2022	2023	2020	2021	2022	2023	
January	136	181	69	90	17	5	6	6	
February	273	216	267	23	6	4	5	5	
March	262	165	290	82	5	5	6	3	
April	212	113	135	127	8	3	4	2	
May*	350	259	304	191	9	6	5	7	
June*	284	309	208	274	6	7	5	3	
July	165	287	227	233	11	4	5	12	
August	137	161	217	207	8	9	8	5	
September	226	64	162	141	5	7	4	6	
October	67	59	144	184	10	5	10	11	
November	162	86	136	63	6	7	5	8	
December	161	116	115	36	6	9	7	9	
Totals*	2,435	2,016	2,273	1,651	98	70	70	77	

*The figures for afforestation planted in 2023 reflect afforestation that has been paid at first grant stage this year to date only.

Appeals 2023	
Afforestation	12
Forest Roads	2
Tree Felling	32

Other Scheme Approvals YTD		
Recon & Underplanting (RUS) (opted into de minimis scheme)	44	188.16 Ha
Afforestation (opted into de minimis scheme)	288	1,750 Ha
Roads (opted into de minimis scheme)	159	70,222 M

Reconstitution of Ash dieback scheme (RADS)	203	839.96Ha
Native Tree Area Scheme (NTAS)	31	34.19Ha
Afforestation Licences, previously approved, now approved under new scheme	99	847Ha

As notified to DAFM by the FAC

Felling Licences - current week		
Type	Hectares	No.
Thinning	0.00	0
Clear fell	5.84	1

	Applications Received YTD	Licences Issued YTD
Afforestation	165	88
Felling Private	922	1,427
Felling Coillte	1,078	1,411
Roads	520	243
Total	2,685	3,169

