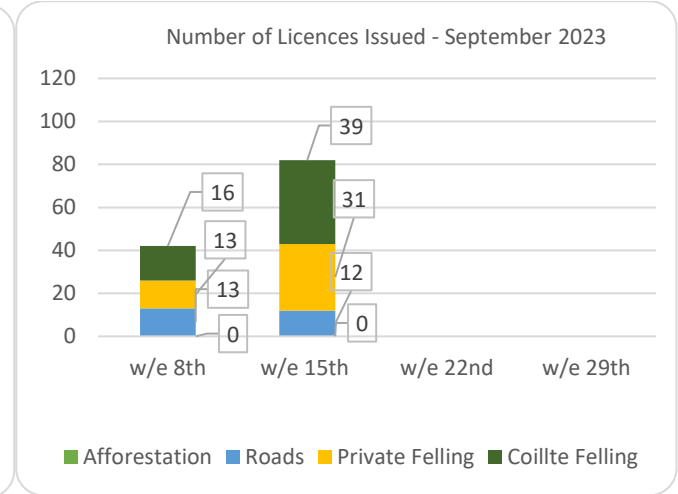
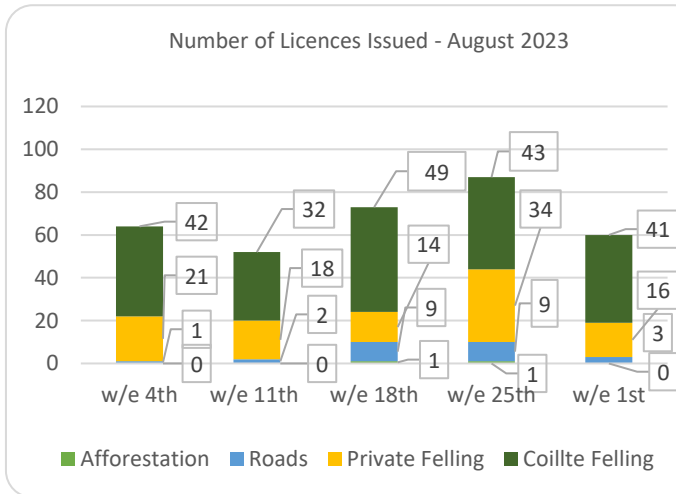
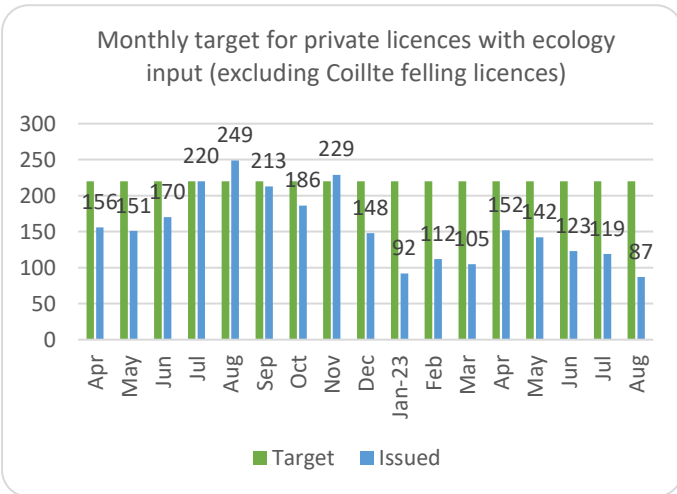
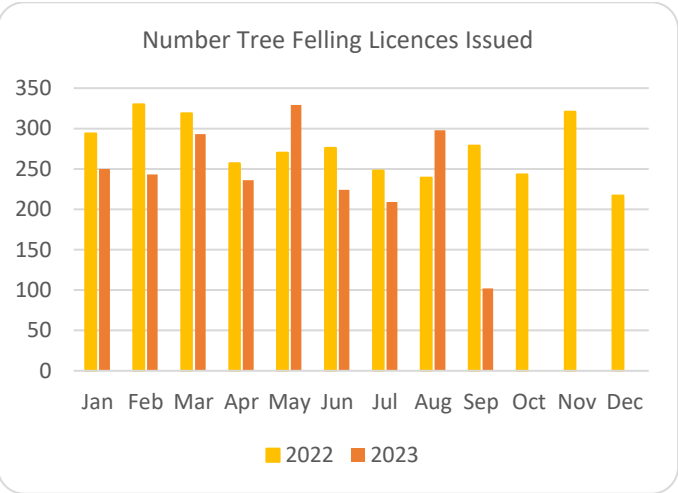
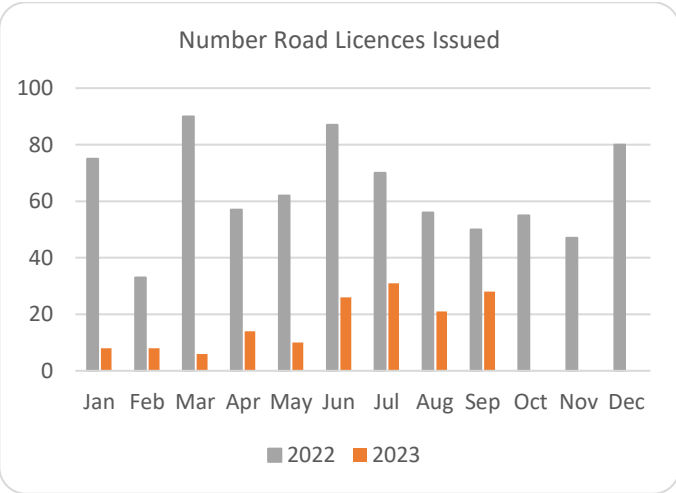
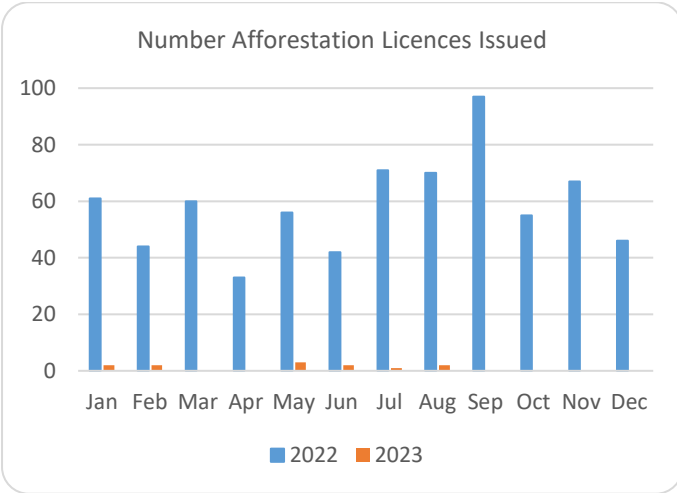


Forestry Licensing Dashboard – Week 2, September 2023



Forestry Licensing Dashboard – Week 2, September 2023

Hectares/Kilometres for Licences Issued

	Afforestation				Roads				Felling						
	Hectares				Kilometres				Hectares				Volume m ³		
	2020	2021	2022	2023	2020	2021	2022	2023	2020	2021	2022	2023	2021	2022	2023
January	270	353	482	47	5	20	29	3	1,170	3,338	3,507	2,561	831,530	928,753	691,848
February	531	463	269	39	10	30	14	3	1,400	1,939	3,858	3,039	531,010	853,328	888,069
March	298	506	440	0	15	26	43	2	1,462	1,059	4,654	3,444	298,959	785,837	887,739
April	566	627	183	0	16	18	25	7	1,437	1,311	4,071	3,008	303,190	661,988	814,052
May	309	458	329	33	13	30	19	4	1,332	2,237	4,113	4,021	564,007	646,016	1,084,412
June	166	293	317	14	9	28	39	10	694	4,108	4,219	2,392	933,153	848,877	659,764
July	155	64	452	7	12	5	27	12	1,003	1,382	4,221	2,468	319,961	950,873	597,718
August	214	125	527	30	10	19	17	8	1,904	1,302	3,959	3,440	343,035	730,507	858,450
September	280	269	690	0	10	13	20	10	1,183	6,516	3,788	1,224	1,585,000	811,092	342,667
October	570	300	479		7	18	23		2,387	3,772	3,090		1,003,661	791,141	
November	485	393	479		10	32	21		2,335	3,608	3,861		1,017,094	951,821	
December	499	395	326		13	26	15		1,935	2,283	2,686		722,367	734,549	
Totals	4,342	4,246	4,972	170	130	264	293	58	18,241	32,855	46,027	25,595	8,452,966	9,694,783	6,824,720

Hectares/Kilometres Planted/Roads Constructed

	Hectares				Kilometres				
	2020	2021	2022	2023	2020	2021	2022	2023	2023
January	136	181	69	90	17	5	6	6	6
February	273	216	267	23	6	4	5	5	5
March	262	165	290	82	5	5	6	3	3
April	212	113	135	127	8	3	4	2	2
May*	350	259	304	190	9	6	5	7	7
June*	284	309	208	274	6	7	5	3	3
July	165	287	227	233	11	4	5	12	12
August	137	161	217	207	8	9	8	5	5
September	226	64	162	84	5	7	4	4	4
October	67	59	144		10	5	10		
November	162	86	136		6	7	5		
December	161	116	115		6	9	7		
Totals*	2,435	2,016	2,273	1,312	98	70	70	47	47

*The figures for afforestation planted in 2023 reflect afforestation that has been paid at first grant stage this year to date only.

Valid Licence Appeals Received YTD	
Afforestation	9
Forest Roads	2
Tree Felling	17

As notified to DAFM by the FAC

Other Scheme Approvals YTD	
Recon & Underplanting (RUS) (opted into de minimis scheme)	28
Afforestation (opted into de minimis scheme)	288
Roads (opted into de minimis scheme)	159
NW Conservation	0

Felling Licences - current week		
Type	Hectares	No.
Thinning	89.62	9
Clear fell	815.31	61

	Applications Received YTD	Licences Issued YTD
Afforestation	61	12
Felling Private	650	1,138
Felling Coillte	750	1,046
Roads	362	152
Total	1,823	2,348

