



An Roinn Forbartha  
Tuaithe agus Pobail  
Department of Rural and  
Community Development

# Local Authority Control of Dogs Statistics Report 2022

# Contents

## Part One

<b>1</b>	<b>Executive Summary</b>	<b>3</b>
<b>2</b>	<b>Context</b>	<b>4</b>
<b>3</b>	<b>Analysis</b>	<b>6</b>
3.1	Dog Ownership	6
3.2	Dogs Exiting Pounds	9
3.3	Dog Attacks	12
3.4	Enforcement	13
3.4	Local Authority Dog Control Financials	14

## Part Two

	<b>Conclusions</b>	<b>15</b>
	<b>Appendix: Statistics</b>	<b>16</b>
	<b>Acknowledgements</b>	<b>35</b>

---

# 1 Executive Summary

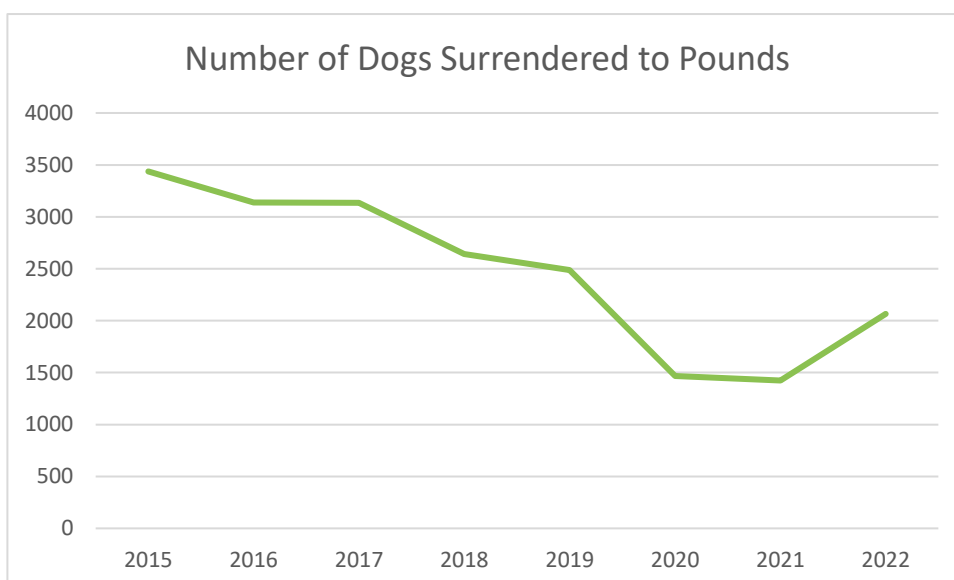
The Department of Rural and Community Development (DRCD) is responsible for policy and legislation regarding dog control and dog breeding establishments. Under [the Control of Dogs Act 1986](#), Local Authorities have responsibility for all operational activities. They have the power to appoint dog wardens, provide dog shelters, seize dogs, impose on-the-spot fines and take court proceedings against owners. Each year the department publishes [statistics on a range of dog-related responsibilities](#) of local authorities. These statistics are also available separately and without commentary.

---

## 2 Context

Pet dog numbers in Ireland remained relatively stable in the years leading up to 2020 and the onset of COVID. Against a backdrop of remote working and increased time at home, many families and individuals turned to pet ownership.

The dog ownership landscape has undergone a sea change in recent years. The notable rise in dog ownership in recent years has also seen a fall in the number of dogs surrendered to pounds. However, surrender rates have begun to trend back upwards post COVID.



2022 saw the publication by DRCD of [A review of measures relating to the control of dogs in Ireland](#). This report, informed by a public consultation process to which over 1,000 responses were received, highlighted a need for increased focus on promoting and embedding a culture of responsible dog ownership – a message that DRCD intends to more actively progress in the years ahead.

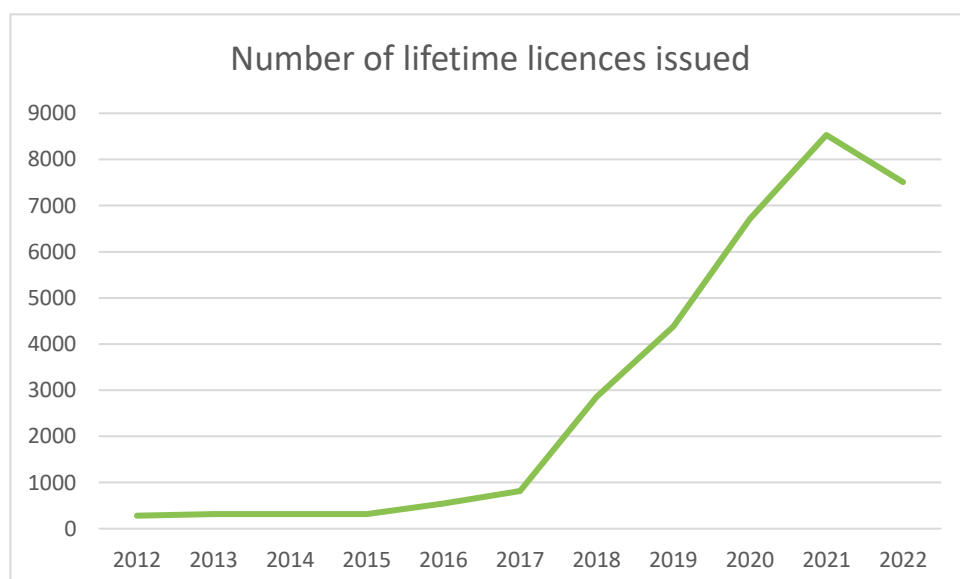
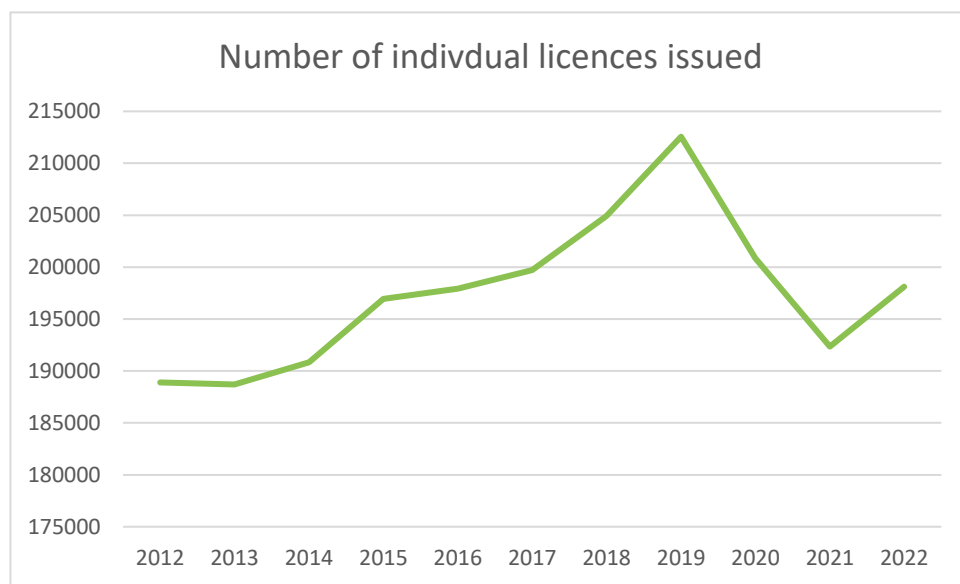
Of most concern, is a number of serious incidents involving dogs in 2022 which resulted in the then-Taoiseach, Micheál Martin, tasking the Department of Agriculture, Food and the Marine (DAFM) with the establishment of a Working Group on Control of Dogs in collaboration with DRCD and other stakeholders. It

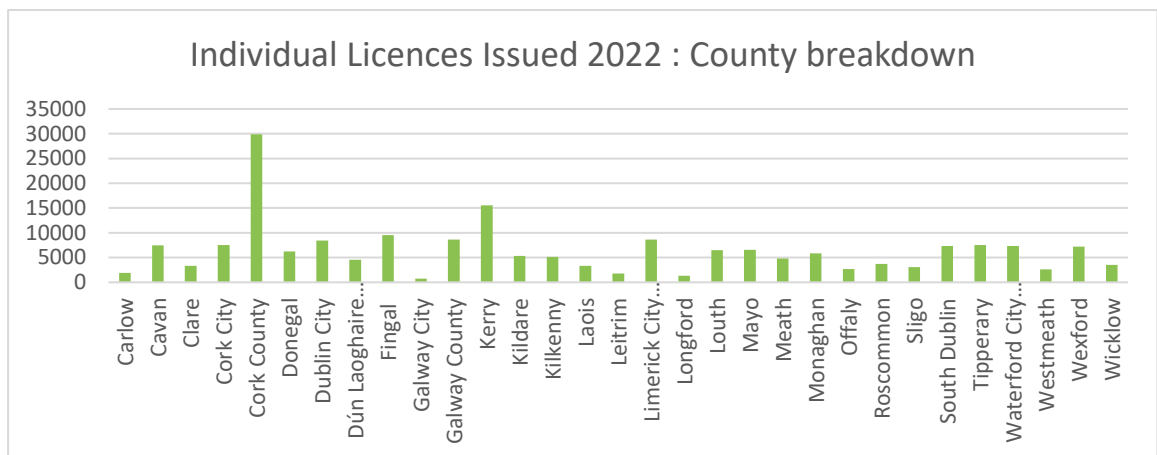
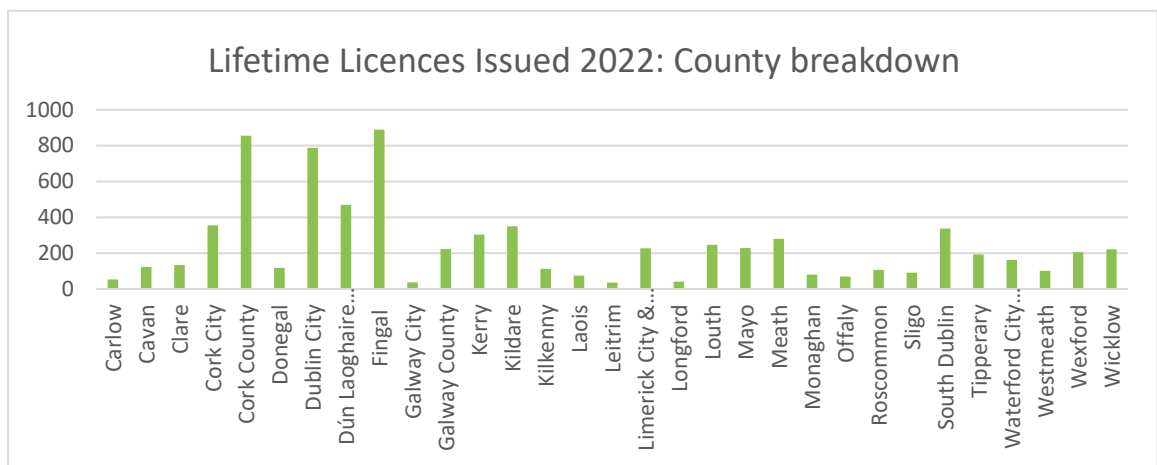
is expected that recommendations of this working group will drive further changes in dog control in the short to medium term.

## 3 Analysis

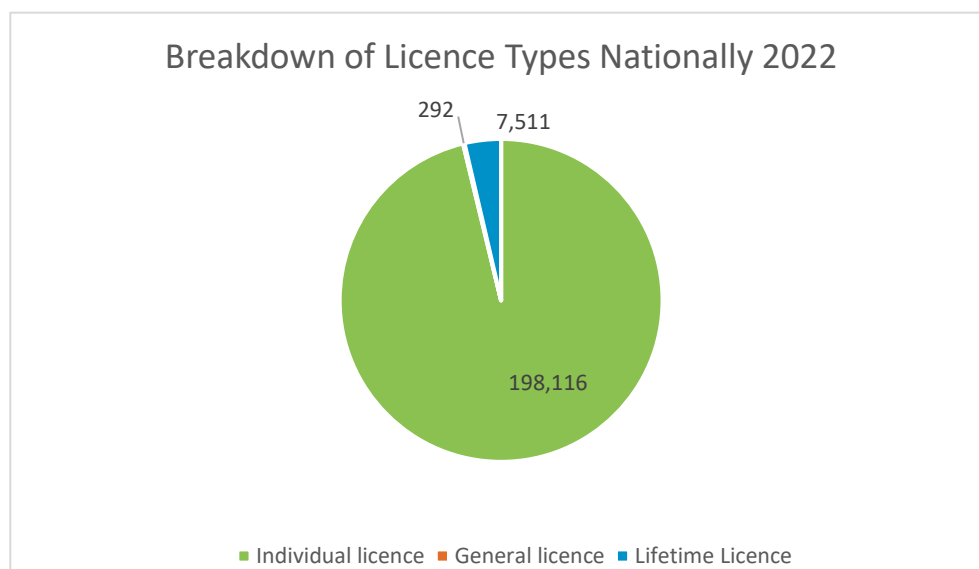
### 3.1 Dog Ownership

While dog ownership figures remained stable in the years to 2012, recent years have seen a dramatic increase. While individual license purchases may have dipped in 2021, lifetime licenses have increased dramatically in recent years with a noticeable peak in 2021.

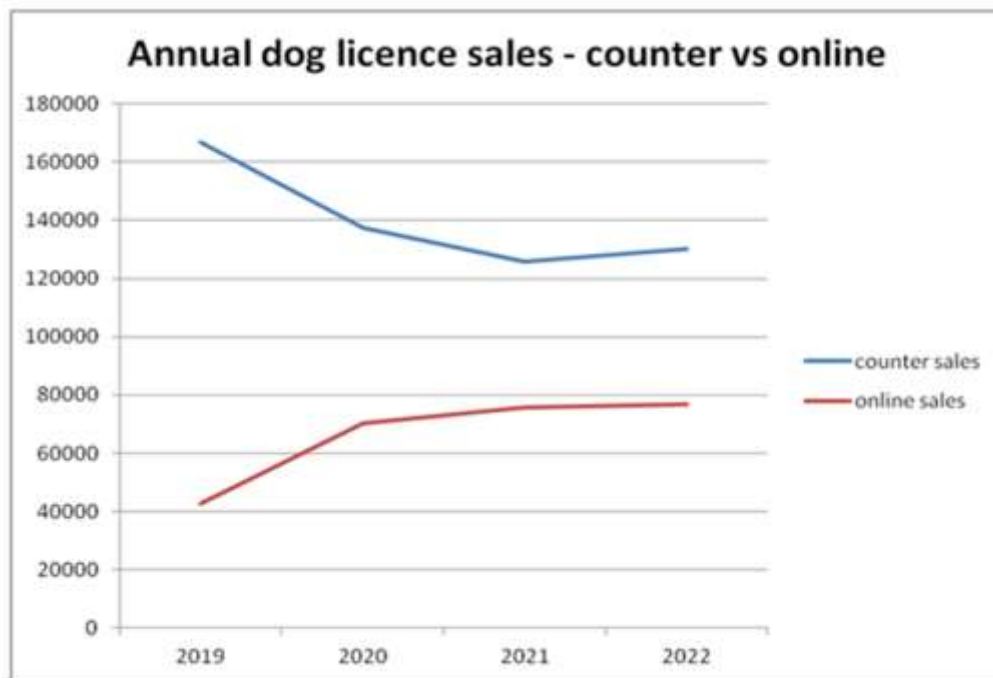




Individual, annual licenses account for the vast majority of licenses purchased. New lifetime licenses and general licenses are low in comparison.



Recent years have seen the expansion of the online licensing facility, providing greater choice to people in how they license their dogs. Online purchases of dog licenses continue to grow, doubling in the three years since the NDRS launch. This aligns with national policy to increase options for citizens to engage with services online.

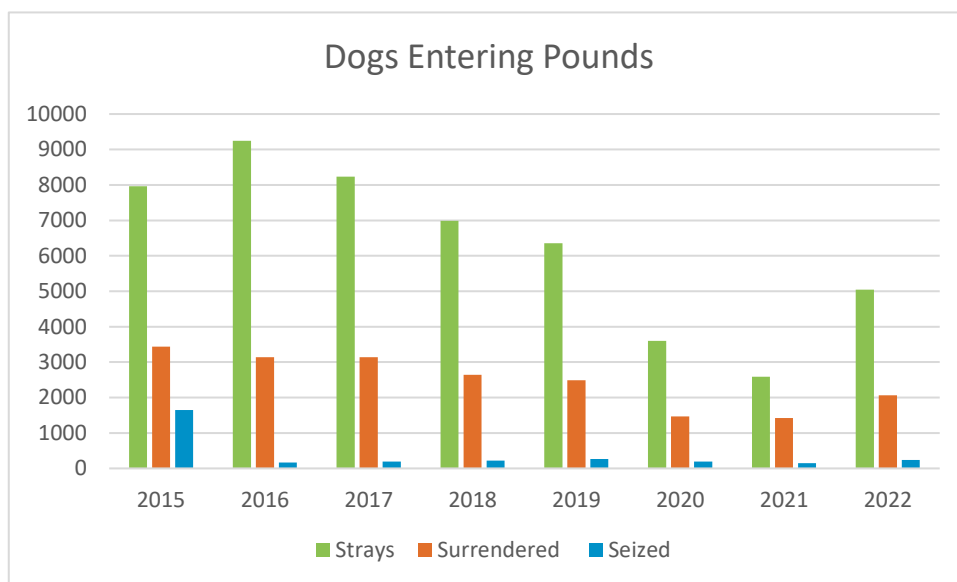


Surrenders, while low during years marked by lockdowns, have steadily increased. Anecdotal reports from dog welfare charities suggest a return to life post-lockdown, resumption of in-office working and reopening of travel and wider society has left many dog owners struggling with dogs that had been accustomed to more attention and time<sup>1</sup>. When coupled with a housing crisis, and reports that landlords may be reluctant to accept dog owners as tenants, exacerbated by a cost of living crisis, it is clear that some dog owners have struggled to cope and felt no alternative but to surrender their dogs<sup>2</sup>. It may be

<sup>1</sup> Dogs Trust, October 2022 : [Dogs Trust Ireland Takes in 54 Puppies in Three Weeks as Unwanted Dog Crisis Deepens](#)  
Dogs Trust, February 2023: [Dogs Trust Receives 394 post-Christmas Surrender Requests](#)

<sup>2</sup> The Journal, August 2022: [Owners leaving dogs at shelters citing mental health issues, housing problems and cost of living](#)

the case that a better understanding of what is involved in dog ownership and the lifetime cost and commitment it involves could have avoided some of this crisis.



These statistics reflect a number of categories<sup>3</sup> as defined in the below explanatory note which accompanied the statistics questionnaire:

- **Stray:** Dogs picked up directly by a Warden, a member of the public or a dog dropped off to the pound.
- **Surrendered:** Dogs surrendered voluntarily by its owner/other(s)
- **Seized:** Dogs seized for breaches of Dog Control legislation, DBE Act 2010 or on foot of a court order.

## 3.2 Dogs Exiting Pounds

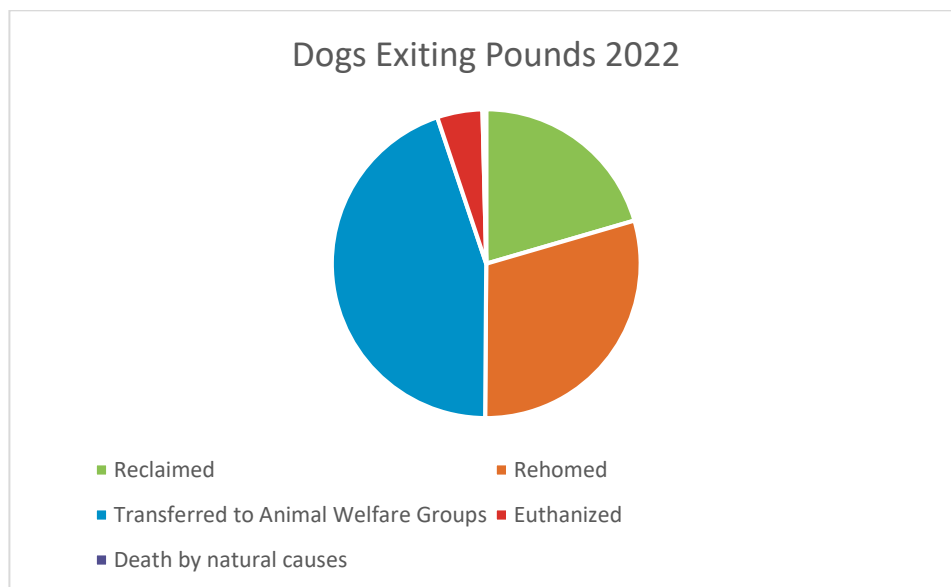
Local Authority pounds invest significant effort in securing the best possible outcomes for dogs that enter pounds.

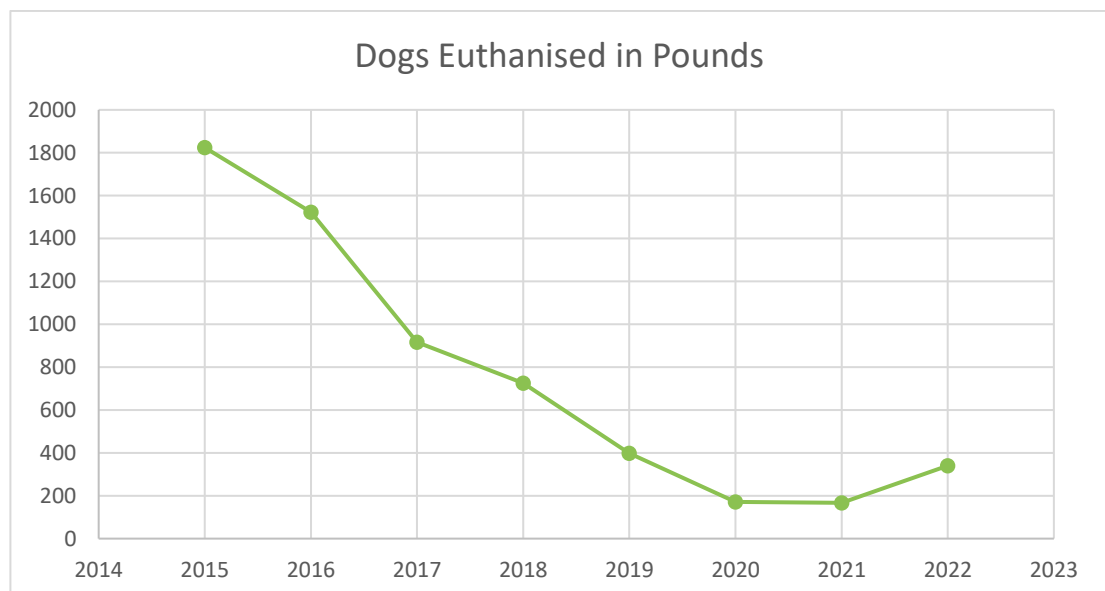
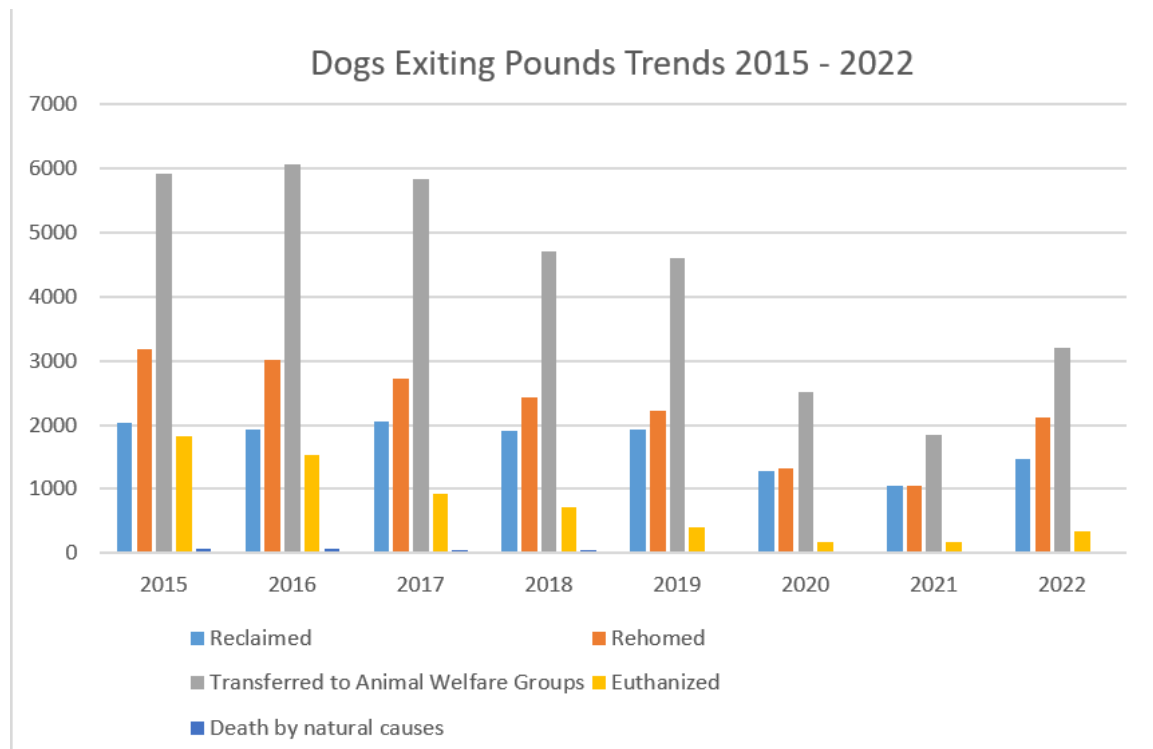
<sup>3</sup> Section 11 of the [Control of Dogs Act](#), sets out that stray dogs shall be 'seized and detained'. In reality however, a Dog Warden will often collect / pick up a stray rather than 'seize' the dog, owing to variations in interpretation, there is a risk that this data may be incomplete. DRCD attempted to clarify some of this ambiguity in the provision of the explanatory note, however recognise that this data can be further refined and improved in the future and intend to work with stakeholders in this regard.

- Local Authorities report active engagement with animal welfare groups regarding the rehoming of dogs.
- 80% of Local Authority pounds (or their agents where pounds are operated under contract) use social media to advertise dogs available for rehoming.
- 100% of pounds use scanners, and will ensure a dog is microchipped before it is given to a new owner.

One area which may warrant further discussion is in the spaying / neutering of dogs. [Section 11\(9\) of the Control of Dogs Act](#) states that a local authority may sterilise a dog, or arrange to have it sterilised. At present 20% of Local Authority pounds (and/or the charities connected to them) provide this service as standard in advance of rehoming. Any expansion of this service would require adequate resourcing. This may form part of the considerations for any future neutering scheme design, such as that proposed in the Report of the Working Group on Dog Control.

The vast majority of dogs exit pounds via reclaiming, rehoming or transfer to animal welfare groups. However, it may be worth noting that 2022 is the first year where the euthanasia rate has increased on previous years.





### 3.3 Dog Attacks

This year, for the first time, the statistics on aggressive behaviour / dog attacks on people reported to Local Authorities have been compiled.

This data was not uniformly collected by Local Authority Dog Services in advance of the compilation of data and therefore there are some gaps. It is presented here as a snapshot of the situation, with improved data quality expected in future years.

It may also be possible in some instances, that injured parties reported the attack to An Garda Síochána, or presented for medical attention and did not report the incident to Local Authority Dog Wardens.

In 2022, there were:

- 791 incidences of aggressive dog behaviour reported to Local Authorities
- 308 people were physically injured (this includes damage to clothes)

A serious incident in Wexford in late 2022, whereby a child suffered significant injuries in a dog attack, has reignited debate on dog control legislation and enforcement.

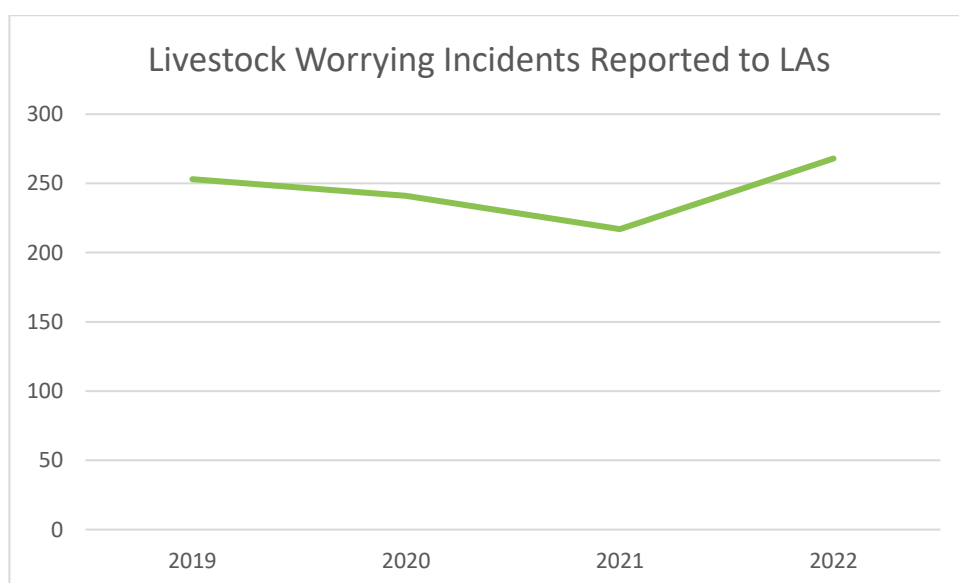
Sheep-worrying, threats to livestock and related matters continue to be of significant concern amongst our farming and rural communities. In 2022, the Irish Farmers Association continued their 'No Dogs Allowed' campaign requesting dogs not be brought in or near farmland, and urging all dog owners to behave in a responsible way<sup>4</sup>.

---

<sup>4</sup> Connaught Telegraph, May 2022: [IFA meet minister to seek tougher sanctions for dog attacks](#)

The effect of dog attacks on livestock cannot be overstated – not just in terms of monetary loss of livestock, but the traumatic impact of witnessing the aftermath which can devastate farming families<sup>5</sup>.

Unfortunately, 2022 saw an increase in reports of livestock<sup>6</sup> worrying with 268 incidents reported, representing an increase of 24% on the previous year.



Livestock worrying figures were first compiled in 2019 and relate to the number of incidents reported to Local Authorities. It is intended to further refine this data in future reports to include number and types of livestock lost. It is worth noting that one local authority in an urban area recorded 54 reports of dog attacks on other dogs, with 6 dogs maimed, killed or put down as a result.

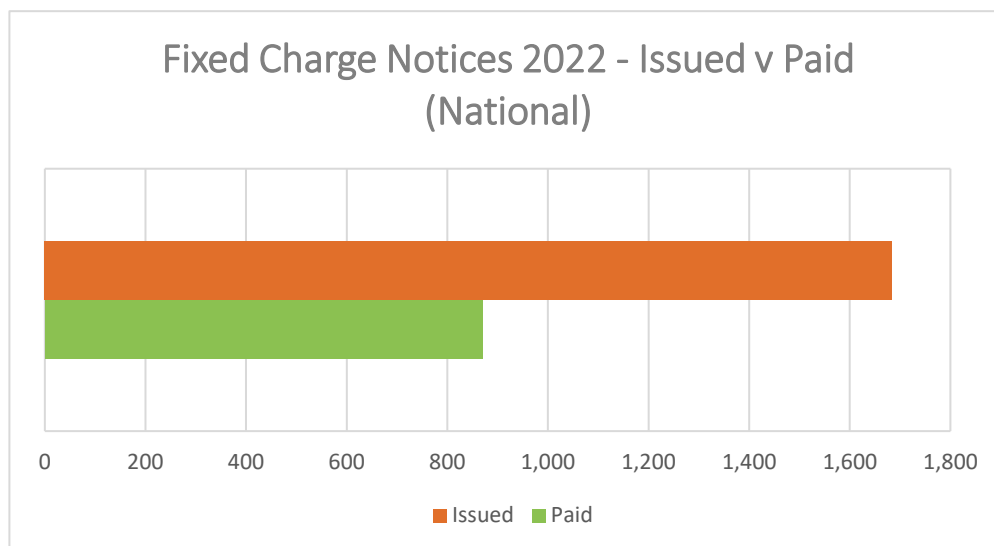
### 3.4 Enforcement

The Control of Dogs Act makes provision for Dog Wardens to issue fixed charge penalty notices (FPNs) for a number of offences. However, non-payment of

<sup>5</sup> Irish Times, December 2022: [Recent killing of up to 70 sheep by dogs in Offaly and Kildare investigated](#)

<sup>6</sup> 'Livestock' is defined in the Control of Dogs Act, 1986 as cattle, sheep, swine, horses and all other equine animals poultry, goats and deer not in the wild state'.

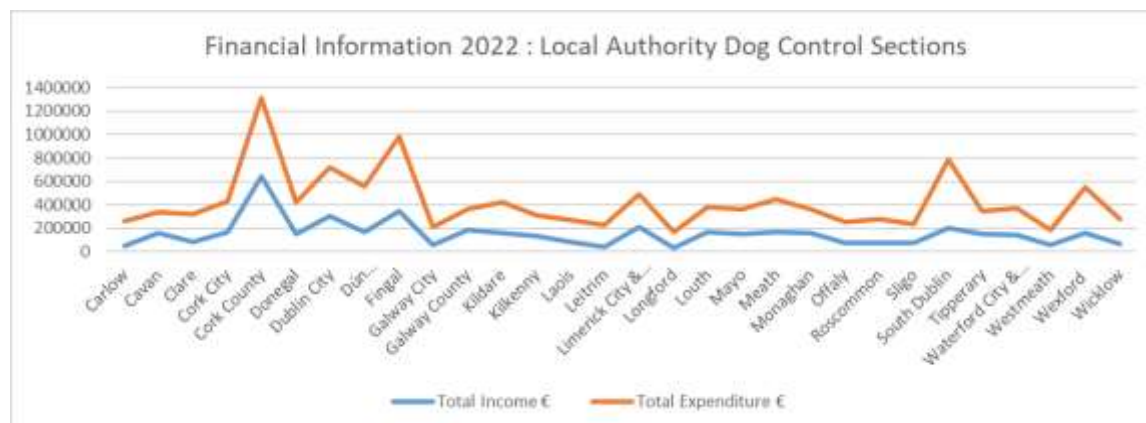
these penalties is a significant issue. Prosecution by LAs for non-payment of FPNs remains challenging for a number of reasons including high legal costs.



### 3.4 Local Authority Dog Control Financials

Local Authority Dog Control unit's income is sourced in a number of ways, primarily through licence fees and Local Authority own resources, with a nominal percentage coming from fixed charge notices. There is no specific central funding for the Dog Warden Service.

Every Local Authority Dog Control Unit that submitted their financial report to DRCD for 2022, reported an operating deficit.



\* Financial information from Kerry unavailable at time of publication

---

## 4 Conclusions

Dog control statistics provide a snapshot of operations at both a county and national level. Worrying increases in incidents of livestock worrying in addition to an overview of reports of aggressive behaviour and dog attacks on people further the case for increased focus on the area of dog control in the years ahead.

DRCD recognise the challenging environment in which dog control services operate and are committed to supporting our colleagues in collaboration with other Departments and agencies. Additionally, DRCD will continue working with stakeholders to support dog owners to be informed and responsible, to ensure better outcomes for all people, dogs, livestock and property in our communities.

---

## Appendix: Statistics

### ***Table of Contents***

- General - Dog Wardens, Shelters and Collection Vans.
- Local Authority Income and Expenditure
- Licenses Issued
- Individual Licenses Issued 2000 - 2022
- General Licenses Issued 2000 - 2022
- Lifetime Licenses Issued 2012 – 2022
- Online Licences Issued 2019 - 2022
- Enforcement
- Stray, Surrendered and Seized Dogs
- Strays, Surrendered and Seized Greyhounds
- Local Authority Pounds 2022
- Aggressive Behaviour and Injuries
- Livestock Worrying
- Dog Breeding Establishments - New Registrations
- Dog Breeding Establishments - Existing Establishments
- Dog Breeding Establishments - Summary of all Establishments

CONTROL OF DOGS ACTS, 1986 & 1992									
2022 GENERAL									
Local Authority	No. of Dog Wardens Employed		FTE	No. of Admin Staff Employed		FTE	Shelters /Pounds	Number of collection vans	Dog control operated by
	Full-time	part-time		Full-time	part-time				
Carlow	1	0	1	1	0	0.5	1	1	Private Company*
Cavan	1	0	1	0	1	0.5	1	1	Local Authority
Clare	1	2	2	0	2	1	1	1	Private Company
Cork City	3	0	3	1.5	0	1.5	1	3	CSPCA
Cork County	5	4	6.7	2	6	4	3	6	Local Authority/Private Company
Donegal	2	0	2	0	1	0.6	1	2	ISPCA/Local Authority
Dublin City	2	0	2	2	0	2	1	2	Local Authority/Private Company
Dun Laoghaire / Rathdown	1	0	1	0	4	1.5	1	1	Private Company
Fingal	4	2	5	3	0	3	1	3	Private Company
Galway City	2	0	2	0	1	0.25	1	1	Local Authority
Galway County	2	0	2	0	5	2	2	2	Local Authority
Kerry	1	2	2.4	1	2	1.4	1	2	Local Authority
Kildare	2	0	2	0	0	0	1	2	ISPCA/Local Authority
Kilkenny	1	0	1	0	2	0.6	1	1	Private Company*
Laois	1	1	1.5	0	2	0.15	1	1	ISPCA/Private Company
Leitrim	2	0	2	0	1	0.2	1	2	Private Company
Limerick City & County	2	1	2.5	1	2	2	1	2	Local Authority
Longford	1	1	1.25	0	1	0.5	1	1	Local Authority
Louth	3	0	3	0	2	1.1	1	3	Local Authority
Mayo	2	0	2	0	2	0.7	1	2	Local Authority/Private Company
Meath	0	3	1.8	1	0	0.8	1	3	Local Authority
Monaghan	1	0	1	1	0	0.25	1	1	Local Authority/Private Company
Offaly	1	1	1.5	0	2	0.7	1	1	Local Authority
Roscommon	1	1	1	1	0	1	1	1	Private Company
Sligo	1	0	1	0	1	0.2	1	1	Private Company
South Dublin	2	0	2	0	7	2.25	1	2	Local Authority/Private Company
Tipperary	0	2	1	0	1	0.5	1	2	Local Authority
Waterford City & County	3	0	3	0	2	1	1	2	Local Authority
Westmeath	1	1	1.1	0	1	0.25	1	1	Local Authority
Wexford	1	1	1.6	1	0	1	1	2	Local Authority/Private Company
Wicklow	2	0	2	1	0	0.2	1	2	ISPCA
<b>TOTALS</b>	<b>52</b>	<b>22</b>	<b>62.35</b>	<b>16.5</b>	<b>48</b>	<b>31.65</b>	<b>34</b>	<b>57</b>	
									*Shared by Kilkenny & Carlow;

## CONTROL OF DOGS ACTS, 1986 &amp; 1992

## 2022 Finances

Local Authority	Income Licence Fees €	Income On-the-spot fines €	Income Other €	Total Income €	Total Expenditure €	Total Surplus €	Deficit / €
Carlow	46,520.00	0.00	5,085.00	51,605.00	207,872.00	-€156,267.00	
Cavan	150,213.38	100.00	5,348.52	155,661.90	183,768.48	-€28,106.58	
Clare	71,159.00	400.00	7,800.00	79,359.00	242,831.00	-€163,472.00	
Cork City	168,480.31	600.00	0.00	169,080.31	259,836.26	-€90,755.95	
Cork County	627,834.74	16,150.00	2,310.00	646,294.74	667,956.94	-€21,662.20	
Donegal	148,140.00	200.00	3,280.00	151,620.00	266,844.30	-€115,224.30	
Dublin City	278,620.00	24,255.00	0.00	302,875.00	415,327.00	-€112,452.00	
Dún Laoghaire/Rathdown	157,800.00	200.00	7,160.00	165,160.00	395,455.79	-€230,295.79	
Fingal	315,020.00	5,700.00	22,650.00	343,370.00	640,184.19	-€296,814.19	
Galway City	46,057.04	0.00	11,040.00	57,097.04	150,087.59	-€92,990.55	
Galway County	176,338.98	3,900.00	1,740.00	181,978.98	182,122.75	-€143.77	
Kerry							
Kildare	157,140.00	0.00	1,305.00	158,445.00	262,088.00	-€103,643.00	
Kilkenny	126,200.00	500.00	4,980.00	131,680.00	183,215.74	-€51,535.74	
Laois	78,020.00	1,930.00	5,880.00	85,830.00	181,221.50	-€95,391.50	
Leitrim	41,600.00	300.00	0.00	41,900.00	181,169.28	-€139,269.28	
Limerick City & County	205,680.00	550.00	3,275.00	209,505.00	279,534.00	-€70,029.00	
Longford	27,454.00	0.00	3,650.00	31,104.00	140,749.37	-€109,645.37	
Louth	142,755.00	6,600.00	19,396.88	168,751.88	209,768.29	-€41,016.41	
Mayo	142,718.25	3,526.69	5,323.50	151,568.44	211,278.42	-€59,709.98	
Meath	137,860.00	5,400.00	23,312.00	166,572.00	279,625.73	-€113,053.73	
Monaghan	133,672.38	2,626.00	25,926.00	162,224.38	204,784.17	-€42,559.79	
Offaly	65,088.00	395.00	11,565.31	77,048.31	175,967.13	-€98,918.82	
Roscommon	75,276.79	100.00	2,655.00	78,031.79	201,820.36	-€123,788.57	
Sligo	74,760.00	300.00	2,100.00	77,160.00	155,041.84	-€77,881.84	
South Dublin	188,140.00	2,150.00	15,570.00	205,860.00	584,126.00	-€378,266.00	
Tipperary	148,249.36	0.00	3,474.86	151,724.22	197,471.86	-€45,747.64	
Waterford City & County	136,854.00	874.00	4,515.00	142,243.00	225,612.00	-€83,369.00	
Westmeath	56,212.52	400.00	3,145.00	59,757.52	123,760.86	-€64,003.34	
Wexford	149,836.37	1,700.00	3,999.00	155,535.37	390,692.19	-€235,156.82	
Wicklow	69,574.95	0.00	0.00	69,574.95	212,656.00	-€143,081.05	
TOTALS	4,343,275.07	78,856.69	206,486.07	4,628,617.83	8,012,869.04	-€3,384,251.21	

## CONTROL OF DOGS ACTS, 1986 & 1992

### DOG LICENCES ISSUED IN 2022 & LICENCES BY POPULATION

Local Authority	Human Population*	Individual licence (incl on-line purchases)	No. of Individual Licenses per 100 persons	General licence Excluding Free of Charge	General licence Free of Charge	Lifetime Licence	No. of Individual Licenses issued on-line	No. of Lifetime Licences issued on-line	Total
Carlow	61,968	1,892	3.05	3	0	54	884	40	1,949
Cavan	81,704	7,473	9.15	7	0	123	2,289	98	7,603
Clare	127,938	3,301	2.58	0	0	133	1,040	95	3,434
Cork City	224,004	7,506	3.35	3	0	355	3,066	271	7,864
Cork County	360,152	29,912	8.31	67	7	855	9,410	584	30,841
Donegal	167,084	6,264	3.75	10	3	118	1,450	69	6,395
Dublin City	592,713	8,415	1.42	0	0	788	4,321	619	9,203
Dún Laoghaire/ Rathdown	233,860	4,580	1.96	1	0	470	3,489	431	5,051
Fingal	330,506	9,528	2.88	0	0	889	5,635	721	10,417
Galway City	84,414	748	0.89	0	0	37	387	1	785
Galway County	193,323	8,613	4.46	12	0	223	2,568	167	8,848
Kerry	156,458	15,527	9.92	14	0	303	4,586	215	15,844
Kildare	247,774	5,341	2.16	1	0	350	2,630	281	5,692
Kilkenny	104,160	5,107	4.90	17	5	112	1,357	79	5,241
Laois	91,877	3,332	3.63	2	6	74	1,146	51	3,414
Leitrim	35,199	1,768	5.02	3	1	36	497	22	1,808
Limerick City & County	209,536	8,655	4.13	15	18	227	2,805	163	8,915
Longford	46,751	1,334	2.85	0	0	40	414	29	1,374
Louth	139,703	6,499	4.65	9	2	246	2,695	189	6,756
Mayo	137,970	6,532	4.73	14	5	228	1,851	156	6,779
Meath	220,826	4,846	2.19	4	0	281	2,156	214	5,131
Monaghan	65,288	5,873	9.00	4	4	80	1,866	57	5,961
Offaly	83,150	2,677	3.22	1	0	70	1,019	60	2,748
Roscommon	70,259	3,735	5.32	0	2	107	1,299	70	3,844
Sligo	70,198	3,101	4.42	0	0	91	930	57	3,192
South Dublin	301,075	7,335	2.44	0	0	337	3,709	254	7,672
Tipperary	167,895	7,553	4.50	3	15	193	1,599	113	7,764
Waterford City & County	127,363	7,305	5.74	18	0	163	2,240	114	7,486
Westmeath	96,221	2,588	2.69	4	0	101	868	72	2,693
Wexford	163,919	7,230	4.41	8	0	205	2,564	156	7,443
Wicklow	155,851	3,546	2.28	3	4	222	1,536	171	3,775
<b>TOTALS</b>	<b>5,149,139</b>	<b>198,116</b>	<b>3.85</b>	<b>220</b>	<b>72</b>	<b>7,511</b>	<b>72,306</b>	<b>5,619</b>	<b>205,919</b>

**CONTROL OF DOGS ACTS 1986 & 1992**  
**INDIVIDUAL DOG LICENCES ISSUED 2000 - 2022**

Local Authority	2000	2001	2002	2003	2004	2005	2006	2007	2,008	2,009	2010	2011	2012	2013	2014	2015	2016	2017	2018	2019	2020	2021	2022
Carlow	885	466	1,344	1,565	1,672	1,904	2308	2,628	2,840	1,965	2,570	2,633	2,654	1746	2609	2,472	2,195	1,256	1911	1653	1854	1970	1892
Cavan	6,769	6,893	7,217	7,320	7,106	7,484	7541	8,243	8,158	8,163	7,836	7,872	7,057	6853	6589	6,611	6,955	8,000	8617	8157	6951	6452	7473
Clare	2,331	1,967	3,918	3,281	2,984	3,627	3788	4,860	4,531	4,314	3,250	4,040	3,212	2886	3790	3,011	3,367	3,060	1690	3588	3653	3373	3301
Cork City	1,204	1,099	1,084	1,152	1,526	1,342	1,686	1,417	1,124	979	2,033	2,823	3,033	3203	3294	3,034	2,567	3,430	5041	7893	7482	6702	7506
Cork County	30,000	30,200	30,450	32,000	32,560	32,750	31620	32,550	32,761	33,990	34,068	35,410	27,800	31149	31237	31,917	32,115	32,500	37176	35297	30699	27612	29912
Donegal	5,738	5,491	5,276	5,593	5,635	5,938	6053	6,878	6,595	6,996	7,282	7,375	6,958	7851	7918	7,945	8,684	8,051	8206	8719	7274	6683	6264
Dublin City	8,903	8,225	8,487	7,107	6,773	6,798	7419	7,473	7,685	9,302	10,303	11,340	10,235	7864	8900	8,917	8,751	9,591	10086	9683	9630	9229	8415
Dún Laoghaire / Rathdown	7,200	6,764	6,816	6,074	5,429	4,442	4829	5,274	5,084	4,967	5,382	5,292	4,720	4841	4406	5,730	5,650	6,389	3464	4575	4760	4781	4580
Fingal	4,426	2,959	2,288	2,556	2,688	2,463	2,573	4,005	3,249	3,813	4,602	6,449	3,947	4032	5686	5,850	6,279	7,738	7786	7806	7292	6759	9528
Galway City	1,632	1,271	1,105	2,039	1,917	1,765	1564	1,607	1,501	1,185	1,181	1,344	1,501	1456	1606	1,734	1,604	1,566	1729	1642	1563	1423	748
Galway County	2,709	4,347	4,005	11,061	11,267	10,747	7944	7,346	5,867	8,843	7,636	7,902	7,186	7844	7756	8,526	8,109	8,170	9126	9640	9099	8350	8613
Kerry	12,996	13,083	14,123	14,933	16,904	17,000	18722	19,296	18,748	19,408	19,138	18,701	16,960	17132	16201	16,815	16,994	16,938	17153	16317	14138	14830	15527
Kildare	5,149	4,808	4,896	4,896	5,875	6,337	5939	6,864	6,539	7,220	4,866	2,341	2,804	3203	3372	3,035	2,949	4,654	4444	5108	5536	5591	5341
Kilkenny	2,960	3,021	2,759	2,848	2,813	3,221	3883	4,994	7,383	7,563	7,210	6,830	6,626	6116	5891	6,188	5,909	5,461	4630	5402	5752	5333	5107
Laois	3,326	3,211	3,199	3,570	3,041	3,500	4115	4,838	4,858	4,863	4,895	4,792	4,196	3862	3710	3,602	3,811	3,316	3300	3302	3374	3386	3332
Leitrim	1,879	1,821	2,271	1,977	2,110	2,008	1703	2,006	1,969	1,975	2,029	2,278	1,938	1988	2365	1,933	1,324	1,206	1391	1650	1667	1600	1768
Limerick City & County	9,119	8,150	7,651	10,494	11,014	9,526	10,680	10,303	9,528	8,849	7,725	6,879	5,726	5,503	5,338	5,837	7,261	7,746	7146	7964	8218	8626	8655
Longford	1,444	1,160	951	1,253	1,878	1,627	1621	1,940	1,876	1,784	1,869	1,985	1,881	1667	1537	1,376	1,367	1,200	1189	1382	1403	1455	1334
Louth	1,834	1,800	6,356	7,692	7,605	7,627	7517	7,821	7,330	7,683	6,329	6,396	5,234	5518	5901	5,627	5,511	5,430	4932	5936	6084	6277	6499
Mayo	3,743	6,108	4,138	4,027	7,790	4,924	4120	8,199	5,818	5,302	6,218	5,488	4,570	4860	6201	6,285	6,876	7,019	6687	6555	6040	5845	6532
Meath	3,812	3,697	4,658	5,155	5,316	7,157	9872	8,978	8,125	4,246	3,681	6,107	3,556	3184	4663	5,334	3,134	2,806	3660	3736	4423	4556	4846
Monaghan	1,311	2,623	2,422	2,883	2,892	2,985	3311	4,012	4,087	4,440	4,614	4,923	5,132	5151	5219	5,605	5,840	5,821	5919	6188	6137	5890	5873
Offaly	2,073	1,872	2,214	2,429	2,293	2,147	2127	2,979	4,356	3,058	2,915	3,593	3,524	2768	2491	2,612	2,815	2,597	2826	2773	2719	2712	2677
Roscommon	2,219	2,219	2,410	1,605	2,869	3,353	3433	3,644	3,856	3,233	2,927	3,193	3,251	2765	3003	3,298	2,369	2,951	3075	3635	3113	2857	3735
Sligo	3,362	2,601	2,655	2,533	3,131	3,425	3468	4,322	4,399	4,580	4,553	4,290	3,951	3854	3481	3,304	3,784	3,748	4005	3841	3332	3276	3101
South Dublin	8,807	8,767	9,474	9,341	9,318	8,818	7061	7,772	10,152	10,296	10,843	10,531	9,748	7694	9383	9,621	9,394	8,840	8627	8278	7695	7541	7335
Tipperary	7,105	7,512	7,938	9,460	9,358	8,808	9122	8,806	8,186	7,346	7,527	7,639	6,828	8759	8892	9,220	9,469	9,218	9699	8929	8684	8427	7553
Waterford City & County	7,357	6,208	6,978	6,393	5,703	6,046	5649	7,395	6,753	6,745	6,872	7,124	6,533	7739	5,251	8,286	7,835	6,656	8279	9119	8514	7381	7305
Westmeath	2,891	2,761	3,205	3,489	3,472	3,481	3480	3,942	3,987	3,542	3,211	3,463	3,370	2838	3454	3,086	2,871	2,801	2837	2775	2696	2652	2588
Wexford	2,381	1,951	6,905	9,117	9,502	10,133	10684	11,491	11,433	10,138	10,456	10,523	9,458	9815	7468	7,242	9,105	8,850	7465	7835	7582	7389	7230
Wicklow	2,635	2,706	5,244	5,513	4,255	4,386	3947	5,097	5,946	6,079	6,028	5,685	5,321	4561	3221	2,903	3,026	2,701	2828	3181	3493	3390	3546
<b>TOTAL:</b>	<b>158,200</b>	<b>155,761</b>	<b>172,437</b>	<b>189,356</b>	<b>196,696</b>	<b>195,769</b>	<b>196,961</b>	<b>216,980</b>	<b>214,724</b>	<b>212,867</b>	<b>210,049</b>	<b>215,241</b>	<b>188,910</b>	<b>188,702</b>	<b>190,833</b>	<b>196,956</b>	<b>197,920</b>	<b>199,710</b>	<b>204,924</b>	<b>212,559</b>	<b>200,857</b>	<b>192,348</b>	<b>198,116</b>

CONTROL OF DOGS ACTS, 1986 & 1992																							
GENERAL DOG LICENCES ISSUED 2000 - 2022																							
Local Authority	2000	2001	2002	2003	2004	2005	2006	2007	2008	2009	2010	2011	2012	2013	2014	2015	2016	2017	2018	2019	2020	2021	2022
Carlow	1	0	4	9	7	9	8	9	7	5	8	9	1	1	1	1	1	0	1	4	2	2	3
Cavan	6	6	4	9	6	9	9	13	13	18	16	14	4	6	2	5	3	7	4	5	6	7	7
Clare	1	1	4	3	3	3	4	5	3	1	2	2	1	0	1	1	1	0	0	0	1	0	0
Cork City	0	0	0	0	0	0	0	0	1	0	0	1	1	1	1	0	1	1	0	3	2	4	3
Cork County	66	70	85	90	92	95	97	97	104	99	87	95	76	77	62	58	60	75	81	88	73	64	67
Donegal	4	4	5	4	7	6	10	15	12	14	15	13	7	9	10	10	10	10	13	8	10	9	10
Dublin City	0	0	0	0	1	0	1	1	2	1	3	1	4	0	1	1	1	1	1	0	0	0	0
Dún Laoghaire /Rathdown	0	1	0	0	0	0	2	1	3	0	0	0	2	3	2	1	1	1	1	0	1	0	1
Fingal	4	2	4	3	6	3	6	6	6	5	9	4	6	2	0	1	0	4	0	0	0	0	0
Galway City	0	0	0	0	0	0	1	0	0	1	0	0	0	0	0	0	0	0	0	0	0	0	0
Galway County	3	0	4	10	10	10	8	12	7	15	11	10	9	7	4	5	5	14	14	12	14	12	12
Kerry	14	13	11	14	14	32	38	31	28	37	39	29	17	16	20	17	19	21	18	16	16	16	14
Kildare	3	4	3	3	12	14	11	10	19	13	7	3	5	4	3	5	5	4	5	1	0	2	1
Kilkenny	5	6	4	9	8	6	10	22	35	29	31	25	7	11	6	4	4	9	9	9	16	12	17
Laois	3	1	2	3	1	2	7	7	4	1	3	4	0	0	7	5	7	1	1	2	2	1	2
Leitrim	0	2	1	5	3	7	2	3	4	4	5	6	2	2	1	1	2	4	3	2	3	3	3
Limerick City & County	10	16	18	23	27	35	38	37	37	40	33	29	1	21	3	4	1	19	17	19	14	14	15
Longford	1	2	2	1	3	3	3	1	1	0	2	0	0	0	0	0	0	0	0	0	0	0	0
Louth	2	6	11	4	7	8	6	8	2	8	5	6	5	7	3	5	6	8	10	8	8	9	9
Mayo	3	0	3	2	7	8	8	6	10	7	5	4	4	7	7	0	4	7	7	10	11	10	14
Meath	5	8	6	8	13	15	12	19	18	8	6	13	8	5	5	4	3	3	4	2	5	3	4
Monaghan	2	3	5	6	1	7	5	18	24	23	19	20	15	24	3	5	6	2	5	5	2	3	4
Offaly	0	1	1	0	4	0	0	6	7	7	9	11	3	1	1	1	1	1	0	1	0	0	1
Roscommon	1	2	1	2	4	6	9	9	9	8	9	9	0	2	1	2	2	2	1	2	2	2	0
Sligo	1	1	1	2	5	4	5	5	5	5	5	5	2	4	3	4	4	2	3	2	1	0	0
South Dublin	5	4	2	3	1	1	0	1	1	1	1	1	2	3	0	0	0	0	4	7	0	0	0
Tipperary	8	17	20	33	38	38	34	31	29	14	17	11	13	11	3	2	1	3	4	3	4	5	3
Waterford City & County	23	23	23	22	8	28	19	22	16	19	15	15	11	7	4	10	7	10	20	25	32	20	18
Westmeath	7	4	6	6	10	7	11	9	11	7	8	6	2	4	1	1	0	0	0	3	2	2	4
Wexford	5	3	9	10	12	22	24	22	34	24	24	27	16	13	10	9	6	18	11	13	9	7	8
Wicklow	2	3	4	8	11	13	7	14	14	12	13	12	5	8	2	6	8	7	6	5	3	3	3
TOTAL:	185	203	243	292	321	391	395	440	466	426	407	385	229	256	167	168	169	234	243	255	239	210	220

CONTROL OF DOGS ACTS 1986 & 1992											
LIFETIME DOG LICENCES ISSUED 2012 - 2022											
Local Authority	2012	2013	2014	2015	2016	2017	2018	2019	2020	2021	2022
Carlow	0	0	4	3	5	0	15	24	38	85	54
Cavan	0	5	3	3	8	10	33	42	67	95	123
Clare	14	12	15	13	18	23	166	56	98	151	133
Cork City	25	22	15	21	32	84	126	269	345	392	355
Cork County	5	14	7	18	24	129	305	545	655	825	855
Donegal	1	8	3	7	4	6	23	78	113	166	118
Dublin City	58	56	73	56	82	133	353	506	871	1136	788
Dún Laoghaire /Rathdown	8	11	18	12	24	52	283	346	536	709	470
Fingal	20	11	9	13	23	39	253	401	565	651	889
Galway City	0	1	0	3	5	4	24	47	67	108	37
Galway County	10	14	8	7	10	14	69	151	199	265	223
Kerry	2	4	4	5	13	21	100	120	206	315	303
Kildare	21	30	29	23	45	62	138	205	383	451	350
Kilkenny	14	9	15	9	15	8	24	61	118	127	112
Laois	0	4	2	4	0	1	21	46	58	113	74
Leitrim	1	3	1	4	4	2	24	33	29	43	36
Limerick City & County	1	1	2	4	3	8	47	100	175	234	227
Longford	5	7	9	3	3	0	8	9	18	44	40
Louth	0	1	0	14	14	21	72	137	194	256	246
Mayo	9	9	29	35	38	63	78	105	253	171	228
Meath	12	7	8	3	10	14	76	150	247	369	281
Monaghan	2	0	1	3	38	22	36	65	81	109	80
Offaly	6	9	3	4	10	0	15	35	61	77	70
Roscommon	1	10	4	4	1	6	16	44	59	73	107
Sligo	8	11	0	2	3	0	40	57	82	85	91
South Dublin	12	5	11	12	26	40	235	251	396	463	337
Tipperary	1	5	0	4	8	8	52	100	172	199	193
Waterford City & County	19	13	9	22	14	16	63	112	147	187	163
Westmeath	3	4	3	3	8	17	32	43	79	88	101
Wexford	7	15	14	0	45	1	59	103	159	207	205
Wicklow	17	15	14	3	15	10	71	137	242	336	222
<b>TOTAL:</b>	<b>282</b>	<b>316</b>	<b>313</b>	<b>317</b>	<b>548</b>	<b>814</b>	<b>2857</b>	<b>4378</b>	<b>6713</b>	<b>8530</b>	<b>7511</b>

<b>INDIVIDUAL &amp; LIFETIME DOG LICENCES ISSUED ONLINE 2019 - 2022</b>				
<b>Local Authority</b>	<b>2019</b>	<b>2020</b>	<b>2021</b>	<b>2022</b>
Carlow	262	560	994	924
Cavan	1,428	1,888	1,997	2387
Clare	669	1,137	1,156	1135
Cork City	2,367	3,054	3,093	3337
Cork County	8,284	9,789	9,470	9994
Donegal	1,445	1,840	1,889	1519
Dublin City	3,349	4,712	5,458	4940
Dún Laoghaire /Rathdown	1,655	2,605	3,103	3920
Fingal	3,042	4,243	4,399	6356
Galway City	402	690	670	388
Galway County	1,743	2,526	2,650	2735
Kerry	3,284	3,900	4,816	4801
Kildare	1,869	1,553	3,130	2911
Kilkenny	745	1,527	1,611	1436
Laois	655	1,052	1,244	1197
Leitrim	362	450	495	519
Limerick City & County	1,781	2,559	2,989	2968
Longford	164	489	457	443
Louth	1,818	2,575	2,864	2884
Mayo	1,671	1,690	1,897	2007
Meath	1,311	1,372	2,326	2370
Monaghan	1,354	1,867	1,935	1923
Offaly	550	845	882	1079
Roscommon	594	919	918	1369
Sligo	747	1,015	1,069	987
South Dublin	2,818	3,822	3,764	3963
Tipperary	1,196	2,329	2,530	1712
Waterford City & County	1,495	2,456	2,458	2354
Westmeath	514	861	953	940
Wexford	1,824	2,681	2,794	2720
Wicklow	890	1,568	1,821	1707
<b>TOTAL:</b>	<b>50,288</b>	<b>68,574</b>	<b>75,832</b>	<b>77,925</b>

CONTROL OF DOGS ACTS, 1986 & 1992				
ENFORCEMENT OF ALL PROVISIONS - 2022				
Local Authority	On-the-spot fines issued	Paid	Prosecutions	Convictions
Carlow	10	0	0	0
Cavan	14	2	0	0
Clare	6	5	0	0
Cork City	12	6	0	0
Cork County	260	96	63	12
Donegal	7	2	0	0
Dublin City	395	395	0	0
Dún Laoghaire/Rathdown	10	2	0	0
Fingal	455	145	4	4
Galway City	0	0	0	0
Galway County	36	35	0	0
Kerry	63	25	7	5
Kildare	5	0	0	0
Kilkenny	7	5	0	0
Laois	3	3	0	0
Leitrim	6	3	0	0
Limerick City & County	8	6	0	0
Longford	0	0	0	0
Louth	201	65	6	3
Mayo	26	14	0	0
Meath	40	3	19	0
Monaghan	36	21	0	0
Offaly	4	3	1	1
Roscommon	2	1	0	0
Sligo	4	3	0	0
South Dublin	27	13	0	0
Tipperary	0	0	0	0
Waterford City & County	16	8	0	0
Westmeath	7	4	0	0
Wexford	21	5	6	0
Wicklow	3	0	0	0
<b>TOTALS</b>	<b>1,684</b>	<b>870</b>	<b>106</b>	<b>25</b>

CONTROL OF DOGS ACTS, 1986 & 1992												
STRAY AND UNWANTED DOGS (INCLUDING LURCHERS) - 2022												
Local Authority	ON HAND AT 31/12/21	STRAYS ENTERING POUND IN 2022	SURRENDERED 2022	SEIZED 2022	STRAYS ENTERING POUND/SURRENDERED/ SEIZED 2022 TOTAL	RECLAIMED	REHOMED	RE-HOMED / RECLAIMED TOTAL	TRANSFERRED TO DOG WELFARE GROUPS	EUTHANIZED	DEATH BY NATURAL CAUSES	ON HAND AT 31/12/22
Carlow	0	152	21	0	173	36	66	102	67	1	0	3
Cavan	6	72	25	0	97	14	45	59	31	0	0	13
Clare	3	219	226	27	472	66	153	219	229	24	0	3
Cork City	7	188	26	0	214	57	118	175	1	16	0	29
Cork County	0	191	45	0	236	54	116	170	0	66	0	0
Donegal	4	109	141	14	264	59	48	107	148	10	0	3
Dublin City	15	139	36	24	199	66	0	66	122	5	0	21
Dún Laoghaire/ Rathdown	2	62	21	1	84	30	17	47	37	1	0	1
Fingal	2	154	51	13	218	70	51	121	85	2	0	12
Galway City	5	128	83	0	211	32	138	170	39	7	0	0
Galway County	0	236	96	0	332	11	0	11	293	28	0	0
Kerry	0	141	68	0	209	52	121	173	28	2	0	6
Kildare	1	55	0	57	112	13	37	50	57	3	0	3
Kilkenny	0	310	54	0	364	77	129	206	146	1	0	11
Laois	5	99	5	4	108	21	38	59	44	4	0	6
Leitrim	18	71	45	6	122	16	35	51	17	6	0	66
Limerick City & County	0	87	50	0	137	28	30	58	74	5	0	0
Longford	0	188	86	45	319	8	81	89	202	13	8	7
Louth	2	137	132	19	288	60	67	127	154	7	0	2
Mayo	1	147	18	0	165	46	0	46	91	19	2	8
Meath	2	192	118	0	310	60	69	129	170	7	0	6
Monaghan	1	214	165	3	382	58	250	308	72	3	0	0
Offaly	3	142	134	17	293	49	51	100	168	0	1	27
Roscommon	1	57	33	2	92	17	55	72	15	5	1	0
Sligo	5	69	80	9	158	46	16	62	90	3	4	4
South Dublin	9	367	125	0	492	127	128	255	216	13	0	17
Tipperary	4	250	75	0	325	52	26	78	198	23	6	24
Waterford City & County	7	188	3	0	191	63	58	121	66	0	1	10
Westmeath	0	137	13	2	152	30	47	77	54	14	2	5
Wexford	18	454	88	0	542	117	128	245	242	51	2	20
Wicklow	0	90	1	0	91	33	4	37	50	1	1	2
TOTALS	121	5,045	2,064	243	7,352	1,468	2,122	3,590	3,206	340	28	309

CONTROL OF DOGS ACTS, 1986 & 1992												
STRAY AND UNWANTED GREYHOUNDS (I.E. THOSE BEARING EAR IDENTIFICATION TATOOS) - 2022												
Local Authority	ON HAND AT 31/12/21	STRAYS ENTERING POUND IN 2022	SURRENDERED 2022	SEIZED 2022	STRAYS ENTERING POUND/SURRE NDERED/ SEIZED 2022 TOTAL	RECLAIMED	REHOMED	RE-HOMED / RECLAIMED TOTAL	TRANSFERRED TO DOG WELFARE GROUPS	EUTHANIZED	DEATH BY NATURAL CAUSES	ON HAND AT 31/12/22
Carlow	0	2	1	0	3	0	3	3	0	0	0	0
Cavan	0	0	0	0	0	0	0	0	0	0	0	0
Clare	0	0	10	0	10	0	0	0	10	0	0	0
Cork City	0	0	0	0	0	0	0	0	0	0	0	0
Cork County	0	1	2	0	3	0	3	3	0	0	0	0
Donegal	0	1	1	0	2	1	0	1	1	0	0	0
Dublin City	0	0	0	0	0	0	0	0	0	0	0	0
Dún Laoghaire/ Rathdown	0	0	0	0	0	0	0	0	0	0	0	0
Fingal	0	1	1	0	2	1	0	1	1	0	0	0
Galway City	0	0	0	0	0	0	0	0	0	0	0	0
Galway County	0	4	0	0	4	0	3	3	1	0	0	0
Kerry	0	0	0	0	0	0	0	0	0	0	0	0
Kildare	0	1	0	0	1	0	1	1	0	0	0	0
Kilkenny	0	2	2	0	4	0	0	0	4	0	0	0
Laois	0	0	0	0	0	0	0	0	0	0	0	0
Leitrim	0	0	0	0	0	0	0	0	0	0	0	0
Limerick City & County	0	0	0	0	0	0	0	0	0	0	0	0
Longford	0	0	0	0	0	0	0	0	0	0	0	0
Louth	0	0	8	0	8	0	0	0	8	0	0	0
Mayo	0	0	0	0	0	0	0	0	0	0	0	0
Meath	0	1	2	0	3	0	0	0	3	0	0	0
Monaghan	0	0	0	0	0	0	0	0	0	0	0	0
Offaly	0	0	1	0	1	0	0	0	1	0	0	0
Roscommon	0	0	0	0	0	0	0	0	0	0	0	0
Sligo	0	0	0	0	0	0	0	0	0	0	0	0
South Dublin	0	3	1	0	4	0	0	0	4	0	0	0
Tipperary	0	0	0	0	0	0	0	0	0	0	0	0
Waterford City & County	0	0	0	0	0	0	0	0	0	0	0	0
Westmeath	0	0	0	0	0	0	0	0	0	0	0	0
Wexford	0	2	0	0	2	0	2	2	0	0	0	0
Wicklow	0	0	0	0	0	0	0	0	0	0	0	0
TOTALS	0	18	29	0	47	2	12	14	33	0	0	0

<b>CONTROL OF DOGS ACTS, 1986 &amp; 1992</b>								
<b>Pounds 2022</b>								
<b>Local Authority</b>	<b>Are scanners used in pound</b>	<b>Are dogs microchipped before given to new owners</b>	<b>Are dogs spayed/neutered before given to new owners</b>	<b>Does the pound actively engage with Dog Welfare groups regarding the re-homing of dogs</b>	<b>If yes- state name of group(s)</b>	<b>If No- state reason(s)</b>	<b>Does your LA or Agent (where Pound Service is Contracted) actively use the following to advertise dogs for re-homing</b>	
							<b>LA Website</b>	<b>Social Media</b>
<b>Carlow</b>	Yes	Yes	No	Yes	Cara Rescue, KWWSPCA, Dogs Angels Ireland, Littlehill Animal Sanctuary, Mollie Moo's Westie Rescue, Greyhound Racing Ireland, My Lovely Horse Rescue	No	No	Yes
<b>Cavan</b>	Yes	Yes	No	Yes	Dogs Trust	No	No	Yes
<b>Clare</b>	Yes	Yes	Yes	Yes	Second Chance Animal Rescue, STAR Rescue, Hundar Uten Hem, KWWSPCA, Last Chance Animal Rescue, Caw, Molly Moos, Timaru Kennels, Husky Rescue Ireland, Animals In Need Donegal, Dogs Trust, GSPCA	No	No	Yes
<b>Cork City</b>	Yes	Yes	Yes	No	CSPCA able to manage re-homing process themselves	No	No	Yes
<b>Cork County</b>	Yes	Yes	No	Yes	CSPCA, Dogs Trust, Greyhounds in Need	No	No	Yes
<b>Donegal</b>	Yes	Yes	No	Yes	Animals in Need, ISPCA,	Yes	Yes	Yes
<b>Dublin City</b>	Yes	Yes	Yes	Yes	Star Rescue, DSPCA, Dogs Aid, Dogs Trust, Molly Moo	No	No	Yes
<b>Dún Laoghaire /Rathdown</b>	Yes	Yes	No	Yes	DSPCA, Dogs Trust, Cara Rescue, SCAR Rescue, Dogs Angels, Husky Ireland	No	No	Yes

<b>Fingal</b>	Yes	Yes	No	Yes	Dogs Trust, DSPCA, Mollie Moos, Star Rescue, Husky Rescue Ireland		No	Yes
<b>Galway City</b>	Yes	Yes	No	Yes	Madra		No	Yes
<b>Galway County</b>	Yes	Yes	Yes	Yes	Madra, GSPCA, Hungry Horse Outside		No	No
<b>Kerry</b>	Yes	Yes	No	Yes	KLAWS Kenmare, HART Cork, Star Rescue West Limerick, Animal Help Net Tralee, Dog Action Welfare Group Cork		No	Yes
<b>Kildare</b>	Yes	Yes	No	Yes	KWWSPCA-Primary, Dogs Trust		No	No
<b>Kilkenny</b>	Yes	Yes	No	Yes	Cara Rescue, Dogs Angels Ireland, Molly Moos Westie Rescue, KWWSPCA, Littlehill Animal Sanctuary, Greyhound Racing Ireland, My Lovely Horse Rescue		No	Yes
<b>Laois</b>	Yes	Yes	No	Yes	ISPCA, Laois SPCA, Dogs Trust		No	Yes
<b>Leitrim</b>	Yes	Yes	Yes	Yes	Dogs Trust, Hungry Horse Outside, Hundar Utan Hem (Sweden)		Yes	Yes
<b>Limerick City &amp; County</b>	Yes	Yes	No	Yes	Cork DAWG, Deel Rescue, Dogs Angels, Eila Moloney, Haven Rescue, Husky Rescue, LAW, Molly Moo, My Lovely Horse, Star Rescue, WAG		No	Yes
<b>Longford</b>	Yes	Yes	Yes	Yes	Diana Brimblecombe Rescue Centre UK, Border Collie Trust GB, Black Retriever Rescue UK		Yes	Yes
<b>Louth</b>	Yes	Yes	No	Yes	Dundalk Dog Rescue, Cat & Dog Protection Association of Ireland, Dog's Angels Ireland, Husky Rescue Ireland, Drogheda Animal Rescue, Louth SPCA, Last Hope Animal Charity		Yes	No
<b>Mayo</b>	Yes	Yes	No	Yes	Madra, Ainnhithe Animal Rescue, Mayo SPCA clg, Furry Friends Animal Rescue & Sanctuary, North West SPCA, Dogs Trust		No	No

					Ballina SPCA, Bulldog Saviours, Cara Rescue, Coolronan Dog Rescue, DHR, Dogs Angels Ireland, Dogs in Distress, Dogs Trust, DSPCA, Dublin Husky Rescue, Great Hounds in Need, Hairy Project, Haven Rescue, Kingdom Rescue, Last Chance, Last Hope, Mollies Rescue, Molly Moo's, Royal Dog Rescue, The Haven			
Meath	Yes	Yes	No	Yes			No	Yes
Monaghan	Yes	Yes	No	Yes	Carrick Dog Shelter, Dogs Trust		Yes	Yes
Offaly	Yes	Yes	No	Yes	Dogs Trust, OSPCA, GSPCA, CARA, IRR, STAR, Dogs Angels, Ridge Rescue		Yes	Yes
Roscommon	Yes	Yes	No	Yes	Roscommon SPCA, Dogs Trust, MADRA		Yes	Yes
Sligo	Yes	Yes	No	Yes	Animals in Need, Victorias Rescue		No	No
					TNR Rescue, WAG, Husky Rescue Ireland, Milos Mission, Star Rescue, Molly Moos, DSPCA, Dogs Trust, My Lovely Horse, The Haven Rescue, Dogs Angels, Dogs Aid, Mastiffs For Adoption, Royal Dog Rescue, The Hairy House Project, Cork Dog Action Welfare Group, Black Retriever Rescue, Dog Rescue Coolronan, Care Rescue, Dogs In Distress, Last Chance Animals			
South Dublin	Yes	Yes	No	Yes			No	Yes
Tipperary	Yes	Yes	No	Yes	Mo Chara Animal Welfare, Dogs Trust		No	No
					Cork DAWG, Waterford Animal Welfare, A Dogs Life, HART, GSPCA, North West SPCA			
Waterford City & County	Yes	Yes	No	Yes			Yes	Yes
Westmeath	Yes	Yes	No	Yes	Dogs in Distress, Royal Dog Rescue, Dog Rescue Coolronan		Yes	Yes
Wexford	Yes	Yes	No	Yes	WSPCA, NWSPCA, DSPCA, WWSPCA, Cara Rescue, Local Rescues		Yes	Yes
Wicklow	Yes	Yes	No	Yes	Wicklow SPCA, ISPCA, Dogs Trust, Great Hounds in Need, Cara Dog Rescue		No	Yes

<b>CONTROL OF DOGS ACTS, 1986 &amp; 1992</b> <b>Aggressive Behaviour/Dog Attacks on People</b>		
<b>Local Authority</b>	<b>Number of Incidences of Aggressive Behaviour</b>	<b>Number of People Physically Injured (Including Damage to Clothes)</b>
<b>Carlow</b>	0	0
<b>Cavan</b>	15	4
<b>Clare</b>	64	49
<b>Cork City</b>	16	10
<b>Cork County</b>	130	43
<b>Donegal</b>	21	19
<b>Dublin City</b>	80	9
<b>Dún Laoghaire /Rathdown</b>	41	7
<b>Fingal</b>	29	14
<b>Galway City</b>	3	2
<b>Galway County</b>	35	18
<b>Kerry</b>	59	19
<b>Kildare</b>	0	0
<b>Kilkenny</b>	16	1
<b>Laois</b>	38	14
<b>Leitrim</b>	6	3
<b>Limerick City &amp; County</b>	15	4
<b>Longford</b>	8	3
<b>Louth</b>	18	12
<b>Mayo</b>	5	4
<b>Meath</b>	6	4
<b>Monaghan</b>	24	8
<b>Offaly</b>	4	1
<b>Roscommon</b>	1	1
<b>Sligo</b>	15	4
<b>South Dublin</b>	27	11
<b>Tipperary</b>	20	8
<b>Waterford City &amp; County</b>	16	8
<b>Westmeath</b>	49	13
<b>Wexford</b>	14	9
<b>Wicklow</b>	16	6
<b>Totals</b>	791	308

Livestock Worriyng (Including Sheep Worriyng) 2022											
Local Authority	Number of Incidences of Livestock Worriyng Reported in 2022	Number of Sheep/Cattle/Poultry/Other attacked in 2022					Number of Sheep/Cattle/Poultry/Other that were maimed, killed or put down in 2022, as a result of attacks				
		Sheep	Cattle	Poultry	Other	Total	Sheep	Cattle	Poultry	Other	Total
Carlow	0	0	0	0	0	0	0	0	0	0	0
Cavan	3	10	16	0	0	26	3	0	0	0	3
Clare	3	9	0	0	0	9	2	0	0	0	2
Cork City	0	0	0	0	0	0	0	0	0	0	0
Cork County	64	>100	>200	Not Known	8	>300	36	4	Unknown	4	40+
Donegal	16	0	0	0	0	0	0	0	0	0	0
Dublin City*	0	0	0	0	0	0	0	0	0	0	0
Dún Laoghaire /Rathdown	3	30	0	0	0	20	2	0	0	0	2
Fingal	3	0	0	5	3	8	0	0	5	0	5
Galway City	0	0	0	0	0	0	0	0	0	0	0
Galway County	9	25	0	0	0	25	4	0	0	0	4
Kerry	13	9	3	1	0	13	0	0	0	0	0
Kildare	5	0	0	0	0	0	0	0	0	0	0
Kilkenny	6	0	5	33	2	40	0	5	33	2	40
Laois	12	446	45	0	0	491	79	0	0	0	79
Leitrim	9	17	2	5	0	24	4	0	5	0	9
Limerick City & County	2	3	1	0	0	4	3	1	0	0	4
Longford	8	28	0	0	0	28	25	0	0	0	25
Louth	9	49+	0	Unknown	0	49+	29	0	Unknown	0	29
Mayo	24	8	0	4	4	16	8	0	4	4	16
Meath	7	7	0	0	0	7	Unknown	Unknown	Unknown	Unknown	Unknown
Monaghan	8	7	1	0	0	8	0	0	0	0	0
Offaly	5	70-80	0	0	0	70-80	50	0	0	0	50
Roscommon	9	9	0	0	0	9	2	0	0	0	2
Sligo	9	4	3	0	1	8	1	1	0	1	3
South Dublin	4	90	0	15	0	105	12	0	6	0	18
Tipperary	12	0	0	0	0	0	0	0	0	0	0
Waterford City & County	8	5	0	5	1	11	5	0	5	1	11
Westmeath	3	0	0	0	0	0	20	0	5	0	25
Wexford	7	6	1	0	0	7	9	0	0	0	9
Wicklow	7	42	0	0	0	42	42	0	0	0	42
Total	268	755	77	68	19	901	336	11	63	12	378

\*54 recorded reports of dog attacks on other dogs, with 6 dogs maimed, killed or put down as a result.

Not available

DOG BREEDING ESTABLISHMENTS - NEW REGISTRATIONS 2022													
Local Authority	No. of first time DBE Applications received in 2022	No. of inspections on new premises	No. of First Time DBE Applications refused	No. of Improvement Notices issued to premises applying for first time registration	No. of cases taken to the District Court by applicant during 2022 in relation to a new registration	No. of closure notices issued during 2022 in relation to a premises not previously registered	Number of new premises on LA Register at 31/12/2022 Commercial DBE - Commercial Dog Breeding Establishment CBK - Commercial Boarding Kennel AWS- Animal Welfare Shelter Other - Other Establishment Types of Establishments						Total DBE Fee's collected in 2022
							Commercial DBE	Hunt Club	CBK	AWS	Other	Total	€
Carlow	1	2	0	0	0	0	0	0	0	0	0	0	0
Cavan	0	0	0	0	0	0	0	0	0	0	0	0	0
Clare	0	0	0	0	0	0	0	0	0	0	0	0	0
Cork City	0	0	0	0	0	0	0	0	0	0	0	0	0
Cork County	0	0	0	0	0	0	0	0	0	0	0	0	0
Donegal	1	1	0	0	0	0	0	1	0	0	0	1	400
Dublin City	0	0	0	0	0	0	0	0	0	0	0	0	0
Dún Laoghaire/ Rathdown	0	0	0	0	0	0	0	0	0	0	0	0	0
Fingal	0	0	0	0	0	0	0	0	0	0	0	0	0
Galway City	0	0	0	0	0	0	0	0	0	0	0	0	0
Galway County	1	1	0	0	0	0	0	1	0	0	0	1	0
Kerry	0	0	0	0	0	0	0	0	0	0	0	0	0
Kildare	0	0	0	0	0	0	0	0	0	0	0	0	0
Kilkenny	2	5	1	0	0	0	0	1	0	0	0	1	400
Laois	1	0	0	0	0	0	0	0	0	0	0	0	400
Leitrim	0	0	0	0	0	0	0	0	0	0	0	0	0
Limerick City & County	4	4	0	0	0	0	3	1	0	0	0	4	2,000
Longford	1	1	0	0	0	0	0	0	1	0	0	1	0
Louth	0	0	0	0	0	0	0	0	0	0	0	0	0
Mayo	1	1	0	0	0	0	0	0	1	0	0	1	0
Meath	1	1	0	0	0	0	1	0	0	0	0	1	400
Monaghan	1	2	0	0	0	0	1	0	0	0	0	1	400
Offaly	1	1	0	1	0	0	1	0	0	0	0	1	400
Roscommon	0	0	0	0	0	0	0	0	0	0	0	0	0
Sligo	0	0	0	0	0	0	0	0	0	0	0	0	0
South Dublin	0	0	0	0	0	0	0	0	0	0	0	0	0
Tipperary	2	2	0	0	0	0	2	0	0	0	0	2	1,200
Waterford City & County	0	0	0	0	0	0	0	0	0	0	0	0	0
Westmeath	1	1	0	0	0	0	1	0	0	0	0	1	400
Wexford	2	1	0	0	0	0	1	0	0	0	0	1	400
Wicklow	0	0	0	0	0	0	0	0	0	0	0	0	0
TOTALS	20	23	1	1	0	0	10	4	2	0	0	16	6400

Dog Breeding Establishments - Existing Premises 2022																								
Local Authority	No. of applications for renewal of DBE certification received during 2022	No. of inspections on premises registered pre 2022	No. of DBE applications (renewals) refused during 2022	No. of Improvement Notices issued to premises applying for renewal of registration	No. of cases taken to the District Court by applicant during 2022 in relation to a renewal registration application	No. of Closure Notices issued during 2022 in relation to previously registered premises	No. of notices issued to District Court to remove a previously registered premises or DBE from the register	No. of cases taken to the District Court by applicant during 2022 in relation to a previously registered premises	No. of cases taken to District Court by LA under the Act in relation to previously registered premises	Number of Fixed payment notices issued	Number of Fixed payment notices paid	No. of previously active premises known/believed to have ceased operation **						Total number of previously registered premises on LA Register at 31/12/2022, broken down by type of premises						DBE fees collected during 2022 - renewals
												Comm DBE	Hunt Club	CBK	AWS	Other	Total	Comm DBE	Hunt Club	CBK	AWS	Other	Total	€
Carlow	10	21	0	0	0	0	0	0	0	0	0	0	0	0	0	0	0	8	2	0	0	0	10	8,000
Cavan	1	11	0	0	0	0	0	0	0	0	0	0	0	0	0	0	0	5	1	0	1	0	7	9,600
Clare	0	0	0	0	0	0	0	0	0	0	0	0	0	0	0	0	0	0	0	0	0	0	0	0
Cork City	3	3	0	0	0	0	0	0	0	0	0	0	0	0	0	0	0	0	0	1	1	1	3	0
Cork County	27	15	0	1	0	1	0	2	1	0	0	0	0	1	0	0	1	10	20	6	0	0	36	7,200
Donegal	3	5	0	0	0	0	0	0	0	0	0	1	0	1	1	0	3	2	0	0	1	0	3	2,000
Dublin City	1	1	0	1	0	0	0	0	0	0	0	0	0	0	0	0	0	0	0	1	0	0	1	0
Dún Laoghaire/ Rathdown	0	0	0	0	0	0	0	0	0	0	0	0	0	0	0	0	0	0	0	0	0	0	0	0
Fingal	7	7	0	7	0	0	0	0	0	0	0	0	0	0	0	0	0	1	0	0	0	0	1	0
Galway City	0	0	0	0	0	0	0	0	0	0	0	0	0	0	0	0	0	0	0	0	0	0	0	0
Galway County	7	7	0	0	0	0	0	0	0	0	0	2	0	0	0	0	2	2	3	0	2	0	7	1,600
Kerry	1	1	0	0	0	0	0	0	0	0	0	0	0	0	0	0	0	0	1	0	0	0	1	400
Kildare	1	0	0	0	0	0	0	0	0	0	0	0	0	0	0	0	0	2	1	0	0	0	3	800
Kilkenny	8	30	0	0	0	0	0	0	0	0	0	1	1	0	0	0	2	4	4	0	0	0	8	4,800
Laois	4	3	0	0	0	0	0	0	0	0	0	0	0	0	0	0	0	4	1	0	0	0	5	3,600
Leitrim	3	3	0	0	0	0	0	0	0	0	0	0	0	0	0	0	0	0	2	0	1	0	3	0
Limerick City & County	28	28	0	0	0	0	0	0	0	0	0	1	1	0	0	0	2	11	12	4	1	0	28	15,600
Longford	3	2	0	0	0	0	0	0	0	0	0	0	0	0	0	0	0	1	1	2	1	0	5	800
Louth	6	6	0	0	0	0	0	0	0	0	0	0	0	0	0	0	0	0	2	2	1	1	6	0
Mayo	19	20	0	0	0	0	0	0	0	0	0	1	0	0	0	0	1	6	0	8	3	2	19	2,000
Meath	2	2	0	0	0	0	0	0	0	0	0	0	0	0	0	0	0	3	1	0	0	0	4	2,400
Monaghan	3	3	0	0	0	0	0	0	1	0	0	1	0	0	1	0	2	1	1	1	0	0	3	1,600
Offaly	3	2	0	0	0	0	0	0	0	0	0	0	0	0	0	0	0	3	0	0	0	0	3	1,200
Roscommon	2	0	0	0	0	0	0	0	0	0	0	0	0	0	0	0	0	2	0	0	0	0	2	1,600
Sligo	2	2	0	0	0	0	0	0	0	0	0	0	0	0	0	0	0	2	0	0	0	0	2	1,200
South Dublin	0	0	0	0	0	0	0	0	0	0	0	0	0	0	0	0	0	0	0	7	1	0	8	0
Tipperary	17	17	0	0	0	0	0	0	0	0	0	1	0	2	0	0	3	1	13	1	2	0	17	800
Waterford City & County	4	0	0	0	0	0	0	0	0	0	0	0	0	0	0	0	0	0	4	0	0	0	4	0
Westmeath	7	7	0	0	0	0	0	0	0	0	0	0	2	2	0	0	4	1	4	2	0	0	7	400
Wexford	26	30	0	1	0	0	0	0	0	0	0	0	0	0	0	0	0	10	8	8	0	0	26	8,800
Wicklow	4	8	0	0	0	0	0	0	0	0	0	0	0	0	0	0	0	4	0	0	0	0	4	1,600
TOTALS	202	234	0	10	0	1	0	2	2	0	0	8	4	6	2	0	20	83	81	43	15	4	226	€76,000.00

# Local Authority Control of Dogs Statistics Report 2022

## Dog Breeding Establishments 2022

Local Authority	Total no. premises on LA Register at 31/12/2021	Total no. premises added to LA Register in 2022	Total no. premises removed from LA Register in 2022	Total number of premises on LA Register at 31/12/22	Total no. premises on LA Register (first time registrations & renewals) at 31/12/2022, broken down by type of premises	Total DBE fees collected during 2022 - New registrations & renewals	DBE premises in relevant categories																																									
							Comm DBE	Hunt Club	CBK	AWS	Other	Total	6-18 Bitches						19-30 Bitches						31-100 Bitches						101-200 Bitches						201+ Bitches						301+ Bitches					
							Comm DBE	Hunt Club	CBK	AWS	Other	Total	Comm DBE	Hunt Club	CBK	AWS	Other	Total	Comm DBE	Hunt Club	CBK	AWS	Other	Total	Comm DBE	Hunt Club	CBK	AWS	Other	Total	Comm DBE	Hunt Club	CBK	AWS	Other	Total	Comm DBE	Hunt Club	CBK	AWS	Other	Total						
Carlow	10	0	0	10	8	2	0	0	0	0	10	8,000	1	0	0	0	0	1	5	2	0	0	0	7	2	0	0	0	0	2	0	0	0	0	0	0	0	0	0	0	0	0	0	0				
Cavan	7	0	0	7	5	1	0	1	0	0	7	9,600	1	0	0	1	0	2	2	0	0	0	0	2	0	1	0	0	0	1	1	0	0	0	0	1	0	0	0	0	0	0	0	0	0			
Clare	0	0	0	0	0	0	0	0	0	0	0	0	0	0	0	0	0	0	0	0	0	0	0	0	0	0	0	0	0	0	0	0	0	0	0	0	0	0	0	0	0	0	0	0				
Cork City	3	0	0	3	0	0	1	1	1	1	3	0	0	0	1	0	0	1	1	2	0	0	0	0	0	0	0	0	0	0	0	0	0	0	0	0	0	0	0	0	0	0	0	0	0			
Cork County	37	0	1	36	10	20	6	0	0	0	36	7,200	4	11	3	0	0	18	2	5	2	0	0	9	4	4	1	0	0	9	0	0	0	0	0	0	0	0	0	0	0	0	0	0	0	0		
Donegal	6	1	3	4	2	1	0	1	0	1	4	2,400	2	1	0	1	0	4	0	0	0	0	0	0	0	0	0	0	0	0	0	0	0	0	0	0	0	0	0	0	0	0	0	0	0			
Dublin City	1	0	0	1	0	0	1	0	0	1	0	0	0	0	1	0	0	0	0	0	0	0	0	0	0	0	0	0	0	0	0	0	0	0	0	0	0	0	0	0	0	0	0	0	0			
Dún Laoghaire/Rathdown	0	0	0	0	0	0	0	0	0	0	0	0	0	0	0	0	0	0	0	0	0	0	0	0	0	0	0	0	0	0	0	0	0	0	0	0	0	0	0	0	0	0	0	0	0			
Fingal	0	1	0	1	1	0	0	0	0	0	1	2,000	1	0	0	0	0	1	0	0	0	0	0	0	0	0	0	0	0	0	0	0	0	0	0	0	0	0	0	0	0	0	0	0	0	0		
Galway City	0	0	0	0	0	0	0	0	0	0	0	0	0	0	0	0	0	0	0	0	0	0	0	0	0	0	0	0	0	0	0	0	0	0	0	0	0	0	0	0	0	0	0	0	0			
Galway County	9	1	2	8	2	4	0	2	0	8	800	2	0	0	1	0	3	0	2	0	1	0	3	0	2	0	0	0	2	0	0	0	0	0	0	0	0	0	0	0	0	0	0	0	0	0	0	
Kerry	1	0	0	1	0	1	0	0	0	0	1	400	0	1	0	0	0	1	0	0	0	0	0	0	0	0	0	0	0	0	0	0	0	0	0	0	0	0	0	0	0	0	0	0	0	0		
Kildare	3	0	0	3	2	1	0	0	0	0	3	800	0	0	0	0	0	1	0	0	0	0	0	1	1	1	0	0	0	2	0	0	0	0	0	0	0	0	0	0	0	0	0	0	0	0	0	
Kilkenny	10	1	2	9	4	5	0	0	0	0	9	5,200	2	0	0	0	0	2	1	2	0	0	0	3	1	3	0	0	0	4	0	0	0	0	0	0	0	0	0	0	0	0	0	0	0	0	0	
Laos	5	0	0	5	4	1	0	0	0	0	5	4,000	3	0	0	0	0	3	0	1	0	0	0	1	1	0	0	0	0	1	0	0	0	0	0	0	0	0	0	0	0	0	0	0	0	0	0	
Leitrim	3	0	0	3	0	2	0	1	0	0	3	0	0	1	0	0	0	1	0	1	0	1	0	2	0	0	0	0	0	0	0	0	0	0	0	0	0	0	0	0	0	0	0	0	0	0		
Limerick City & County	30	4	2	32	14	13	4	1	0	32	17,600	5	5	1	1	0	12	5	5	3	0	0	13	4	3	0	0	0	7	0	0	0	0	0	0	0	0	0	0	0	0	0	0	0	0	0		
Longford	5	1	0	6	1	1	3	1	0	6	800	0	0	3	0	0	3	1	1	0	1	0	3	0	0	0	0	0	0	0	0	0	0	0	0	0	0	0	0	0	0	0	0	0	0	0		
Louth	6	0	0	6	0	2	2	1	1	6	0	0	0	0	0	0	0	0	0	1	1	1	3	0	0	2	1	0	0	3	0	0	0	0	0	0	0	0	0	0	0	0	0	0	0	0		
Mayo	19	1	1	19	5	0	9	3	2	19	2,000	4	0	9	3	2	18	1	0	0	0	0	1	0	0	0	0	0	0	0	0	0	0	0	0	0	0	0	0	0	0	0	0	0	0	0		
Meath	3	1	0	4	3	1	0	0	0	4	2,800	2	1	0	0	0	3	0	0	0	0	0	0	1	0	0	0	0	1	0	0	0	0	0	0	0	0	0	0	0	0	0	0	0	0	0		
Monaghan	5	1	2	4	2	1	1	0	0	4	2,000	1	1	1	0	0	3	1	0	0	0	0	1	0	0	0	0	0	0	0	0	0	0	0	0	0	0	0	0	0	0	0	0	0	0			
Offaly	3	1	0	4	4	0	0	0	0	4	1,600	3	0	0	0	0	3	1	0	0	0	0	1	0	0	0	0	0	0	0	0	0	0	0	0	0	0	0	0	0	0	0	0	0	0			
Roscommon	2	0	0	2	2	0	0	0	0	2	1,600	0	0	0	0	0	0	2	0	0	0	0	0	2	0	0	0	0	0	0	0	0	0	0	0	0	0	0	0	0	0	0	0	0	0			
Sligo	2	0	0	2	2	0	0	0	0	2	1,200	1	0	0	0	0	1	1	0	0	0	0	1	0	0	0	0	0	0	0	0	0	0	0	0	0	0	0	0	0	0	0	0	0	0			
South Dublin	8	0	0	8	0	0	7	1	0	8	0	0	0	0	0	0	0	0	0	0	0	0	0	0	0	0	0	0	0	0	0	0	0	0	0	0	0	0	0	0	0	0	0	0	0			
Tipperary	23	2	6	19	3	13	1	2	0	19	2,000	2	5	1	1	0	9	1	0	0	0	0	1	0	8	0	1	0	9	0	0	0	0	0	0	0	0	0	0	0	0	0	0	0	0	0		
Waterford City & County	4	0	0	4*	0	4	0	0	0	4	0	0	3	0	0	0	3	0	1	0	0	0	1	0	0	0	0	0	0	0	0	0	0	0	0	0	0	0	0	0	0	0	0	0	0			
Westmeath	11	1	4	8	2	4	2	0	0	8	800	2	1	1	0	0	4	0	2	0	0	0	2	0	1	1	0	0	2	0	0	0	0	0	0	0	0	0	0	0	0	0	0	0	0	0		
Wexford	26	1	0	27	11	8	8	0	0	27	9,200	6	5	8	0	0	19	2	3	0	0	0	5	3	0	0	0	0	3	0	0	0	0	0	0	0	0	0	0	0	0	0	0	0	0	0		
Wicklow	4	0	0	4	4	0	0	0	0	4	1,600	4	0	0	0	0	4	0	0	0	0	0	0	0	0	0	0	0	0	0	0	0	0	0	0	0	0	0	0	0	0	0	0	0	0			
TOTALS	246	17	23	240	91	85	45	15	4	240	€83,600.00	46	35	29	8	2	120	26	25	6	5	2	64	17	25	3	1	0	46	1	0	0	0	0	0	1	1	0	0	0	0	0	1	0	0	0	0	0

---

## Acknowledgements

The Department of Rural and Community Development wish to acknowledge the work and support of Local Authorities in compiling and analysing this data.