

Irish Bulletin of Vehicle and Driver Statistics

Ráiteas Staidrimh na hÉireann maidir le Feithiclí agus Tiománaithe



2015



**An Roinn Iompair
Turasóireachta agus Spóirt**

Department of Transport, Tourism and Sport



**Irish Bulletin of
VEHICLE AND DRIVER STATISTICS
2015**

**Ráiteas Staidrimh na hÉireann
MAIDIR LE FEITHICLÍ AGUS TIOMÁNAITHE
2015**

**Copies available from
Dept. of Transport, Tourism and Sport website:**

www.dttas.ie

**Cóipeanna ar fail ó
shuíomh gréasáin na
Roinne Iompair Turasóireachta agus Spóirt:**

**When statistics from this Bulletin are
used or published the source should be
acknowledged.**

**Ba choir aitheantas a thabhairt don
fhoinse seo má úsáidtear nó má
fhoilsítear staidrimh ón Ráiteas seo.**



**An Roinn Iompair
Turasóireachta agus Spóirt**
Department of Transport, Tourism and Sport

Contents

Introduction	Page
Key Statistics	1 - 2
Section 1: Mechanically propelled Vehicles under Current Licence on 31st December, 2015	
Vehicle Statistics 1989 - 2015	3
Number of Mechanically Propelled Vehicles by Taxation Class	4
Number of Private Cars by Engine Capacity & CO ₂ Emissions	5
Number of Goods Vehicles by Unladen Weight	6
Number of Private Cars by Engine Capacity in each Licensing Authority area	7
Number of Private Cars by CO ₂ Emission Band in each Licensing Authority area	8
Number of Goods Vehicles by Unladen Weight in each Licensing Authority area	9
Number of Tractors by Taxation Class in each Licensing Authority area	10
Number of Motor Cycles by Engine Capacity in each Licensing Authority area	11
Number of Exempt, Public Service and other Vehicles in each Licensing Authority area	12
Number of Private Cars by Make	13
Number of Private Cars by Make in each Licensing Authority area	14 - 16
Number of Goods Vehicles by Make in each Licensing Authority area	17 - 18
Number of Tractors by Make in each Licensing Authority area	19 - 20
Number of Motor Cycles by Make in each Licensing Authority area	21 - 22
Number of Vehicles by Taxation Class and Type of Fuel	23
Age of Private Cars by Engine Capacity and CO ₂ Emissions	24
Age of Goods Vehicles	25
Section 2: New Vehicles first Licensed in 2015	
Number of New Vehicles Licensed in 2015 broken down by Taxation Class	26
New Private Cars by Make Licensed in 2015	27
Number of New Vehicles Licensed in 2015 by Taxation Class and Type of Fuel	28
Number of New Private Cars Licensed in 2015 by CO ₂ Emission Band and Type of Fuel	29
Number of Vehicles Licensed for the first time 2005 - 2015 by Taxation Class	30
Number of Vehicles Licensed for the first time 2005 - 2015 in each Licensing Authority area	31
Section 3: Driving Licences current on 31st December, 2015	
Driving Licences by Type in each Licensing Authority area	32
Figures:	
Vehicle Statistics 1989 - 2015	3
Mechanically Propelled Vehicles under Current Licence	4
National Vehicle Fleet by Type of Fuel	23
Age of Private Cars	24
Age of Goods Vehicles	25
New Vehicles Licensed in 2015 by Taxation Class	26

Clár

Réamhrá

leathanach

Príomhstaidrimh

1 - 2

Cuid 1: Feithiclí Inneallghluaiste faoi Cheadúnas Reatha amhail an 31 Nollaig, 2015

Staidrimh Feithiclí 1989 - 2015	3
An Líon Feithiclí Inneallghluaiste de réir Aicme Cánachais	4
An Líon Carranna Príobháideacha de réir Toilleadh Innill & Astaíochta CO ₂	5
An Líon Feithiclí Earraí de réir Meáchain gan Ualach	6
An Líon Carranna Príobháideacha de réir Toilleadh Innill i ngach Ceantar Údaráis Cheadúnaithe	7
An Líon Carranna Príobháideacha de réir Astaíochta CO ₂ Banda i ngach Ceantar Údaráis Cheadúnaithe	8
An Líon Feithiclí Earraí de réir Meáchain gan Ualach i ngach Ceantar Údaráis Cheadúnaithe	9
An Líon Tarracóirí de réir Aicme Cánachais i ngach Ceantar Údaráis Cheadúnaithe	10
An Líon Gluaisrothair de réir Toilleadh Innill i ngach Ceantar Údaráis Cheadúnaithe	11
An Líon Feithiclí Díolmhaithe, Seirbhíse Poiblí agus Eile i ngach Ceantar Údaráis Cheadúnaithe.	12
An Líon Carranna Príobháideacha de réir Déanaimh	13
An Líon Carranna Príobháideacha de réir Déanaimh i ngach Ceantar Údaráis Cheadúnaithe	14 - 16
An Líon Feithiclí Earraí de réir Déanaimh i ngach ceantar Údaráis Cheadúnaithe	17 - 18
An Líon Tarracóirí de réir Déanaimh i ngach ceantar Údaráis Cheadúnaithe	19 - 20
An Líon Gluaisrothair de réir Déanaimh i ngach ceantar Údaráis Cheadúnaithe	21 - 22
An Líon Feithiclí de réir Aicme Cánachais agus Cineál Breosla	23
Aois Carranna Príobháideacha de réir Toilleadh Innill & Astaíochta CO ₂	24
Aois Feithiclí Earraí	25

Cuid 2: Feithiclí Nua a Ceadúnú ar dtús i 2015

An Líon Feithiclí Nua a Ceadúnú i 2015 briste síos de réir Aicme Cánachais Carranna Príobháideacha Nua de réir Déanaimh a Ceadúnú i 2015	26
An Líon Feithiclí Nua a Ceadúnú i 2015 de réir Aicme Cánachais agus Cineál Breosla	27
An Líon Carranna Príobháideacha a Ceadúnú i 2015 de réir Astaíochta CO ₂ Banda agus Cineál Breosla	28
An Líon Feithiclí a Ceadúnú don chéad uair 2005 - 2015 de réir Aicme Cánachais	29
An Líon Feithiclí a Ceadúnú don chéad uair 2005 - 2015 i ngach ceantar Údaráis Cheadúnaithe	30
	31

Cuid 3: Ceadúnais Tiomána reatha amhail an 31ú Nollaig, 2015

Ceadúnais Tiomána de réir Cineáil i ngach ceantar Údaráis Cheadúnaithe	32
--	----

Figiúirí:

Staidrimh Feithicle 1989 - 2015	3
Feithiclí Inneallghluaiste faoi Cheadúnas Reatha	4
Flít Feithiclí Náisiúnta de réir Cineál Breosla	23
Aois Carranna Príobháideacha	24
Aois Feithiclí Earraí	25
Feithiclí Nua Ceadúnaithe i 2015 de réir Aicme Cánachais	26

Irish Bulletin of VEHICLE AND DRIVER STATISTICS 2015

INTRODUCTION

This bulletin contains a broad range of statistical tables covering:

- The size, composition, age and fuel type of licensed vehicles
- New and imported used vehicles licensed for the first time.
- Driver licensing.

The bulletin shows mainly that:

- The total number of licensed (taxed) vehicles recorded on Irish roads at the 31st December 2015 is 2,570,294. This represents an increase of 54,972 vehicles (2.19%) on the previous year. The main components of the vehicle fleet include 1,985,130 private cars, 330,541 goods vehicles, 82,046 agricultural tractors and 36,974 motorcycles [Table 2].
- In the passenger car category, the number of vehicles at 1,985,130 represents an increase from 1,943,868 in the previous year (2.12% increase) [Table 2].
- A total of 814,904 passenger cars are now taxed based on their Co2 emissions rating. This represents an increase of 149,130 (22.4%) units on the previous year figures and the CO2 based vehicles now represents 41% of the overall passenger car fleet. There are 82% of CO2 based vehicles in the 'A' and 'B' CO2 bands less than 141 g/km [Table 3].
- A total of 153,850 new vehicles were licensed, an increase of 36,198 (30.77%) on the previous year figure [Table 16]. 62,673 imported used vehicles were licensed in 2015, a decrease of 7,595 (-10.81%), on the 2014 figure.
- 45.55% of vehicles use petrol while 53.61% operate on diesel [Table 13].
- 80.85% of private cars are 4 years old and over while 69.16% are 6 years old and over [Table 14]. In 2010, 75% of private cars were 4 years old and over while 56% of private cars were 6 years old and over.
- 80.51% of goods vehicles are 4 years old and over while 73.17% are 6 years old and over [Table 15].
- There were 2.76 million current driving licences at 31st December 2015. 91.3% held full licenses while the balance held learner permits [Table 21].

Bileog Nuachta Na hÉireann

Maidir le STAITISTICÍ FEITHICILE agus

TIOMÁNAÍ

2015

Réamhrá

Tá raon leathan de tháblaí staitistiúla sa bhileog nuachta seo trína bhfólaítear:

- Méid, comhdhéanamh, aois agus cineál breosla feithicilí ceadúnaithe
- Feithicilí nua agus athlámhe allmhairithe a ceadúnaíodh den chéad uair.
- Ceadúnú tiománaí

Léirítear go príomha sa bhileog nuachta:

- Is e an líon iomlán na nceadúnaithe (cáin a ghearradh) feithicilí a taifeadadh ar bhóithre na hÉireann ag an 31ú Nollaig 2015 na 2,570,294. B'ionann sin agus méadú de 54,972 fheithicil (2.19%) ar líon na bliana roimhe. Cuimsítear mar chomhchodanna príomha d'áireamh na bhfeithicilí: 1,985,130 gcarr phríobháideacha, 330,541 bhfeithicil earraí, 82,046 tharracóir talmhaíochta agus 36,974 ghluaisrothar [Tábla 2].
- Sa chatagóir carr paisinéara b'ionann líon na bhfeithicilí, 1,985,130 agus méadú ón 1,943,868 sa bhliain roimhe sin (ardú de 2.12%) [Tábla 2].
- Go ngearrtar cáin anois ar 814,904 charr paisinéara bunaithe ar an ráta astaithe CO₂ a bhaineann leo. Is ionann sin agus méadú de 149,130 (22.4%) aonad ar fhiigiúirí na bliana roimhe agus is ionann anois líon na bhfeithicilí a ngearrtar cáin orthu bunaithe ar an ráta astaithe CO₂ agus 41% de líon iomlán na ngcarranna paisinéara. Tá 82% de feithicilí bunaithe ar CO₂ sna bannaí 'A' agus 'B' CO₂, i.e. níos lú ná 141 g/km [Tábla 3].
- Gur ceadúnaíodh 153,850 fheithicil nua, méadú de 36,198 (30.77%) ar fhiigiúr na bliana roimhe [Tábla 16]. Ceadúnaíodh 62,673 bhfeithicil athlámhe allmhairithe in 2015, laghdú de 7,595 (-10.81%), ar an bhfiigiúr in 2014.
- Baineann 45.55% de na feithicilí úsáid as peitreal agus oibríonn 53.61% ar díosail [Tábla 13].
- Go raibh 80.85% de na carranna príobháideacha 4 bliana d'aois agus níos mó agus go raibh 69.16% díobh 6 bliana d'aois agus níos mó [Tábla 14]. In 2010; bhí 75% de na carranna príobháideacha 4 bliana d'aois agus níos mó agus bhí 56% de na carranna príobháideacha 6 bliana d'aois agus níos mó.
- Go bhfuil 80.51% de na feithicilí earraí 4 bliana d'aois agus níos mó agus go bhfuil 73.17% díobh 6 bliana d'aois agus níos mó [Tábla 15].
- Go raibh 2.76 milliún ceadúnas tiomána reatha i bhfeidhm an 31 Nollaig 2015. Orthusan a raibh ceadúnas tiomána reatha acu bhí ceadúnais iomlána ag 91.3% acu agus ceadanna foghlaimora ag an gcuid eile [Tábla 21].

Key Statistics

1 No. of Mechanically Propelled Vehicles by Taxation Class (at 31st December, 2015).

Year	Private Cars	Goods Vehicles	Agricultural Tractors etc.	Motor Cycles	Others	Total
1985	709,546	93,369	68,552	26,025	17,266	914,758
1990	796,408	143,166	72,814	22,744	19,127	1,054,259
1995	990,384	141,785	77,925	23,452	28,957	1,262,503
2000	1,319,250	205,575	73,806	30,638	52,952	1,682,221
2005	1,662,157	286,548	76,307	34,300	79,368	2,138,680
2010	1,872,715	327,096	71,457	38,145	106,974	2,416,387
2015	1,985,130	330,541	91,882	36,974	125,767	2,570,294

2 No. of Vehicles by Type of Fuel (at 31st December, 2015).

Petrol	1,170,709	45.55%
Diesel	1,377,820	53.61%
Petrol and Electric	10,809	0.42%
Petrol and Ethanol	9,274	0.36%
Electric	1,251	0.04%
Others	<u>431</u>	<u>0.02%</u>
Total	2,570,294	100%

3 Age of Vehicles (at 31st December, 2015).

	Private Cars	Goods Vehicles
4 Years old and over	1,605,050 (80.85%)	266,136 (80.51%)
6 Years old and over	1,373,017 (69.16%)	241,863 (73.17%)

4 New Vehicles - First Licensed (year ending 31st December).

	2015	2014	Change
Private Cars	121,110	92,361	31.13%
Goods Vehicles	22,939	16,254	41.13%
Agricultural Tractors etc.	1,986	2,186	-9.15%
Motor Cycles	1,244	960	29.58%
Exempt	5,234	4,762	9.91%
Others	<u>1,337</u>	<u>1,129</u>	<u>18.42%</u>
Total	153,850	117,652	30.77%

5 Driving Licensing.

(a) Classification of Licences (year ending 31st December)

	2015	2010
Full	2,523,627 (91.3%)	2,375,171 (89.5%)
Learner Permit	<u>240,442 (8.7%)</u>	<u>279,877 (10.5%)</u>
Total	2,764,069 (100%)	2,655,048 (100%)

Príomhstaidrimh

1 An Líon Feithiclí Ineallghluaiste de réir Aicme Canachais (amhail an 31ú Nollaig, 2015).

Bliain	Carranna Príobháideacha	Feithiclí Earraí	Tarracóirí Taimhaíochta etc..	Gluaisrothair	Eile	Iomlán
1985	709,546	93,369	68,552	26,025	17,266	914,758
1990	796,408	143,166	72,814	22,744	19,127	1,054,259
1995	990,384	141,785	77,925	23,452	28,957	1,262,503
2000	1,319,250	205,575	73,806	30,638	52,952	1,682,221
2005	1,662,157	286,548	76,307	34,300	79,368	2,138,680
2010	1,872,715	327,096	71,457	38,145	106,974	2,416,387
2015	1,985,130	330,541	91,882	36,974	125,767	2,570,294

2 An Líon Feithiclí de réir Cineál breoisia (amhail an 31ú Nollaig, 2015).

Peitreal	1,170,709	45.55%
Díosail	1,377,820	53.61%
Peitreal agus Leictreach	10,809	0.42%
Peitreal agus Eatánal	9,274	0.36%
Leictreach	1,251	0.04%
Eile	431	0.02%
Iomlán	2,570,294	100%

3 Aois Feithiclí (amhail an 31ú Nollaig, 2015).

	Carranna Príobháideacha	Feithiclí Earraí
4 bliana d'aois agus níos mó	1,605,050 (80.85%)	266,136 (80.51%)
6 bliana d'aois agus níos mó	1,373,017 (69.16%)	241,863 (73.17%)

4 Feithiclí Nua - Ceadúnaithe do chéad uair (bliain dár chríoch 31ú Nollaig).

	2015	2014	Athrú
Carranna Príobháideacha	121,110	92,361	31.13%
Feithiclí Earraí	22,939	16,254	41.13%
Tarracóirí Talmhaíochta etc.	1,986	2,186	-9.15%
Gluaisrothair	1,244	960	29.58%
Díolmhaithe	5,234	4,762	9.91%
Eile	1,337	1,129	18.42%
Iomlán	153,850	117,652	30.77%

5 Ceadúnú Tiomána

(a) Rangú Ceadúnais (bliain dár chríoch 31ú Nollaig).

	2015	2010
Iomlán	2,523,627 (91.3%)	2,375,171 (89.5%)
Ceadúnas Foghlaimeora	240,442 (8.7%)	279,877 (10.5%)
Iomlán	2,764,069 (100%)	2,655,048 (100%)

Section 1

Mechanically Propelled Vehicles under Current Licence./ Feithiclí Inneallghluaiste faoi Cheadúnas Reatha.

Table 1. Vehicle Statistics 1989 - 2015. / Tablá 1. Staidrimh Feithiclí 1989 - 2015.

Year / Bliain	Private Cars Carranna Príobháideacha	Motor Cycles Gluaisrothair	Goods Vehicles Feithiclí Earraí	Tractors, Excavators, Dumpers, etc. Tarracóirí, Tochaltóirí, Dumpalaithe, etc.	Public Service Vehicles Feithiclí Seirbhíse Poiblí		Exempt Vehicles Feithiclí Díolmhaithe	Others Eile	TOTAL IOMLÁN
					Small / Beag	Large / Mór			
1989	773,396	24,492	130,020	72,707	5,061	3,834	7,238	2,812	1,019,560
1990	796,408	22,744	143,166	72,814	4,977	4,047	7,255	2,848	1,054,259
1991	836,583	24,652	148,331	75,742	5,363	4,388	7,119	3,367	1,105,545
1992	858,498	24,649	144,798	76,784	5,711	4,557	7,514	3,962	1,126,473
1993	891,027	23,921	135,225	77,115	6,144	4,835	7,874	5,097	1,151,238
1994	939,022	23,632	135,809	77,680	6,925	4,985	8,052	6,168	1,202,273
1995	990,384	23,452	141,785	77,925	8,086	5,282	8,336	7,253	1,262,503
1996	1,057,383	23,847	146,601	78,696	9,219	5,535	8,661	8,674	1,338,616
1997	1,134,429	24,424	158,158	78,405	10,340	5,845	10,336	10,393	1,432,330
1998	1,196,901	24,398	170,866	78,047	11,249	6,096	11,748	11,548	1,510,853
1999	1,269,245	26,677	188,814	75,591	13,076	6,564	12,248	15,941	1,608,156
2000	1,319,250	30,638	205,575	73,806	13,637	6,957	13,864	18,494	1,682,221
2001	1,384,704	32,913	219,510	73,719	16,547	7,084	14,965	20,242	1,769,684
2002	1,447,908	33,147	233,069	73,956	18,252	7,090	16,186	20,438	1,850,046
2003	1,507,106	35,094	251,130	76,425	19,856	7,392	17,185	23,241	1,937,429
2004	1,582,833	34,854	268,082	76,697	20,744	7,430	18,847	26,820	2,036,307
2005	1,662,157	34,300	286,548	76,307	21,888	7,625	20,321	29,534	2,138,680
2006	1,778,861	34,927	318,604	78,520	23,284	7,997	22,117	32,083	2,296,393
2007	1,882,901	37,178	345,874	80,239	26,654	8,451	24,761	35,506	2,441,564
2008	1,924,281	39,409	351,307	79,613	29,053	8,911	26,441	38,553	2,497,568
2009	1,902,429	39,552	343,940	75,318	28,284	8,556	26,954	42,627	2,467,660
2010	1,872,715	38,145	327,096	71,457	26,680	8,245	27,092	44,957	2,416,387
2011	1,887,810	36,582	320,966	71,677	25,129	8,276	27,769	46,947	2,425,156
2012	1,882,550	35,106	309,219	69,961	24,180	8,266	27,455	46,486	2,403,223
2013	1,910,165	36,623	317,849	99,122	22,964	8,488	27,682	59,664	2,482,557
2014	1,943,868	36,573	317,378	94,669	22,373	8,802	28,033	63,626	2,515,322
2015	1,985,130	36,974	330,541	91,882	21,977	9,259	28,936	65,595	2,570,294

**Figure 1. Vehicle Statistics 1989 - 2015
Figúir 1. Staidrimh Feithiclé 1989- 2015**

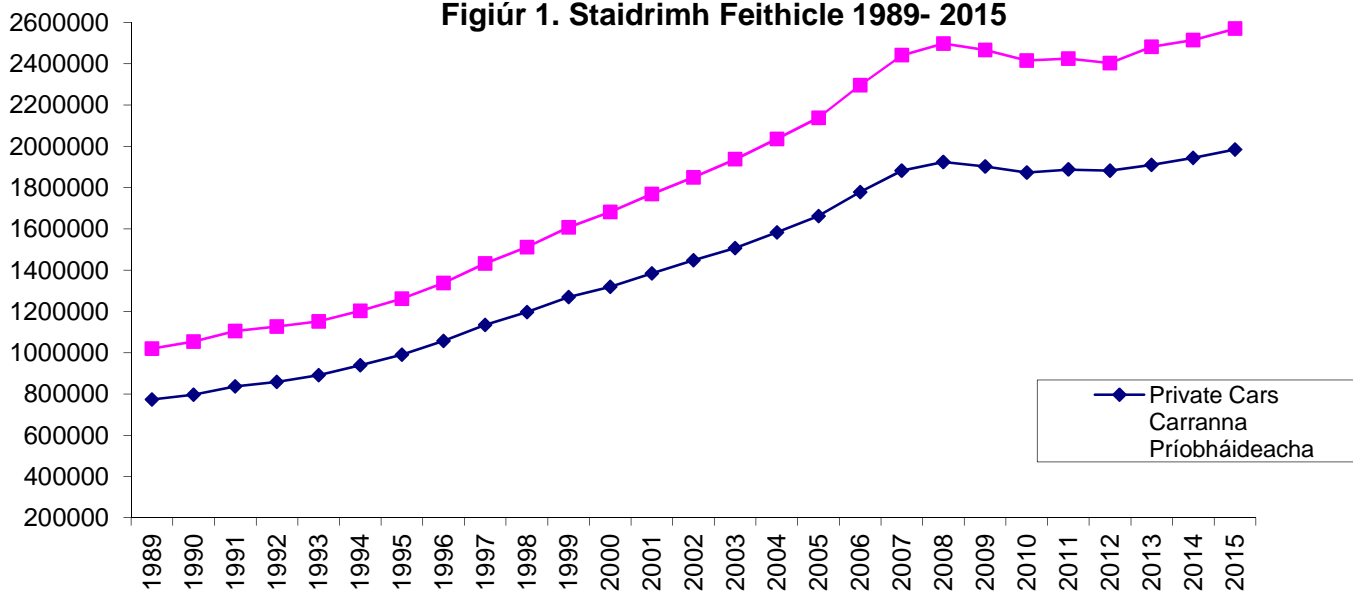


Table 2. Number of Mechanically Propelled Vehicles by Taxation Class at 31st December 2015.
(2014 figures included for comparison purposes).

Tábla 2. An Líon Feithiclí Innealghluaiste de réir Aicme Cánachais amhail an 31ú Nollaig 2015.
(figiúirí 2014 san áireamh ar mhaithe le comparáid a dhéanamh).

Taxation Class / Aicme Cánachais	2015	2014	Increase or Decrease Ardú nó Íslíú	% Increase or Decrease % Ardú nó Íslíú
Private Cars / Carranna Príobháideacha	1,985,130	1,943,868	41,262	2.12
Goods Vehicles / Feithiclí Earraí	330,541	317,378	13,163	4.15
Agricultural Tractors / Tarracóirí Talmhaíochta	82,046	85,042	-2,996	-3.52
Motorcycles / Gluaisrothair	36,974	36,573	401	1.10
Small Public Service Vehicles / Feithiclí Seirbhíse Poiblí Beaga	21,977	22,373	-396	-1.77
Exempt Vehicles / Feithiclí Díolmhaithe	28,936	28,033	903	3.22
Vintage Vehicles / Feithiclí Seanré	46,325	44,620	1,705	3.82
Motor Caravans / Mótarcharbháin	10,257	9,995	262	2.62
Large Public Service Vehicles / Feithiclí Seirbhíse Poiblí Móra	9,259	8,802	457	5.19
Mobile Machines / Meaisíní Soghluaiste	5,450	5,402	48	0.89
Excavators, Trench Diggers etc. / Tochtóirí, Tochtóirí Trinsí etc.	6,084	6,190	-106	-1.71
Small Dumpers & Forklift Truck / Dumpálaithe beaga & Trucail Ardaithe	2,697	2,627	70	2.66
General Haulage Tractors / Tarracóirí Iompair Ginearálta	1,023	781	242	30.99
Schoolbuses / Busanna Scoile	770	788	-18	-2.28
Hearses / Eileatrain	946	926	20	2.16
Youth/Community Buses / Busanna Óige/Pobail	847	815	32	3.93
Island Vehicles / Feithiclí Oileán	1,000	1,080	-80	-7.41
Off Road Dumpers / Dumpálaithe den Bhóthar	32	29	3	10.34
TOTAL / IOMLÁN	2,570,294	2,515,322	54,972	2.19

Figure 2. Mechanically Propelled Vehicles Under Current Licence.
Figúr 2. Feithiclí Innealghluaiste faoi Cheadúnas Reatha.

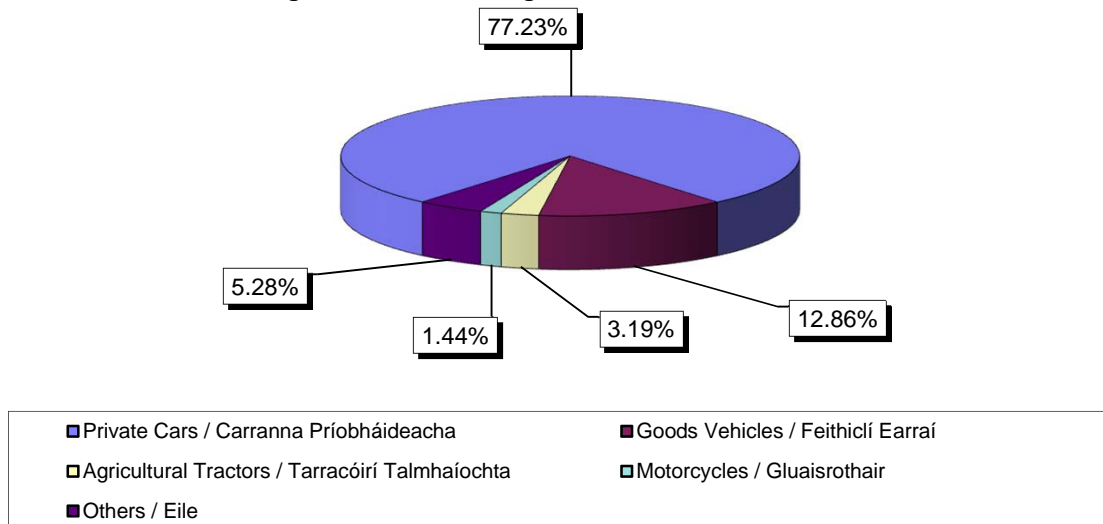


Table 3. Number of Private Cars by Engine Capacity and CO₂ Emissions.

Tábla 3. An Líon Carranna Príobhaideacha de réir Toilleach Innill & Astaíochta CO₂

Basis for Motor Tax/An Bonn Mótarchánach															GRAND TOTAL / IOMLÁN AR FAD	
Cubic Centimetres/ Ceintiméadar Ciúbach	Total / Iomlán	CO ₂ Emissions Band*/Astaíochta CO ₂ Banda														
		A0	A1	A2	A3	A4	B1	B2	C	D	E	F	G	Total / Iomlán		
Not exceeding 1000 / Gan Níos mó ná 1000	98,985	1,028	24	7,136	11,018	12,082	4,645	696							36,629	135,614
1001 to/go dtí 1100	5,018				628	548	304	141							1,621	6,639
1101 to/go dtí 1200	67,842			504	6,106	13,650	20,082	20,711	220	34					61,307	129,149
1201 to/go dtí 1300	78,240			314	3,691	17,774	11,509	16,744	1,064	256					51,352	129,592
1301 to/go dtí 1400	322,387		151	4,912	13,983	13,935	22,133	15,199	16,587	5,353	66	1			92,320	414,707
1401 to/go dtí 1500	44,559		703	13,654	8,974	21,016	9,668	21,048	2,410	450	65	2			77,990	122,549
1501 to/go dtí 1600	192,851			24,099	36,408	79,193	18,767	19,706	7,893	4,325	1,801	48			192,240	385,091
1601 to/go dtí 1700	4,870			62	875	9,415	1,564	21,087	600	310	6				33,919	38,789
1701 to/go dtí 1800	70,319		44	2,600	13	481	28	6,529	7,365	5,610	997	221	73		23,961	94,280
1801 to/go dtí 1900	99,104		1	1	1	1,723	3,531	8,668	7,329	824	214	43			22,335	121,439
1901 to/go dtí 2000	126,084		76	3,041	6,570	34,945	27,155	51,164	36,956	10,982	3,666	771	5		175,331	301,415
2001 to/go dtí 2100	296									1	2				3	299
2101 to/go dtí 2200	15,868				3,352	1,810	2,907	5,714	8,018	2,367	3,626	435	18		28,247	44,115
2201 to/go dtí 2300	5,632					1	94	1,395	1,662	1,595	892	25	4		5,668	11,300
2301 to/go dtí 2400	2,324		2			11	2	45	63	114	126	560	3		926	3,250
2401 to/go dtí 2500	12,906			16	405	68	180	1	1	11	70	238	29		1,019	13,925
2501 to/go dtí 2600	1,019											68	1		69	1,088
2601 to/go dtí 2700	1,934									66	156	47	9		278	2,212
2701 to/go dtí 2800	2,895										16	306	37		359	3,254
2801 to/go dtí 2900	85										1	9			10	95
2901 to/go dtí 3000	11,011		7				78	602	1,201	1,539	1,784	2,314	256		7,781	18,792
Exceeding 3000 / Níos mó ná 3000	5,997						4	445	205	13	138	428	306		1,539	7,536
TOTAL / IOMLÁN	1,170,226	1,028	1,008	56,339	92,024	206,652	122,651	189,895	91,574	33,850	13,626	5,516	741	814,904	1,985,130	

* CO₂ Emissions values were introduced as a basis for the assessment of motor tax in respect of all Private Cars registered after 1st July 2008.

* Tugadh luachanna Astuithe CO₂ isteach mar bhunús don mheasúnú ar mhótarcháin I leith gach carr príobháideach a cláraíodh tar éis 1 Iúil 2008.

Table 4. Number of Goods Vehicles by Unladen Weight.
 Tábla 4. An Líon Feithiclí Earraí de réir Meáchain gan Ualach.

Unladen Weight (Kilograms)/Meáchan gan Ualach (Cileagram)	Number used for carriage of goods for hire or reward 2	An líon a húsáideadh chun earraí a iompar ar cíós nó ar son luach saothair 2	Number used for carriage of licencee's goods only 3	An líon a húsáideadh chun earraí a iompar don cheadúnaí amháin 3	Total Number of Goods Vehicles (Total of Columns 2 & 3)	An líon iomlán Feithiclí Earraí (Iomlán Colúin 2 & 3)
Not Exceeding 610/Gan níos mó ná 610	76		1,713		1,789	
611 to/go dtí 813	4		108		112	
814 to/go dtí 1016	45		1,224		1,269	
1017 to/go dtí 1270	1,394		39,471		40,865	
1271 to/go dtí 1524	1,939		57,163		59,102	
1525 to/go dtí 1778	1,749		47,471		49,220	
1779 to/go dtí 2032	2,912		81,742		84,654	
2033 to/go dtí 2286	1,248		36,957		38,205	
2287 to/go dtí 2540	606		14,121		14,727	
2541 to/go dtí 2794	271		4,793		5,064	
2795 to/go dtí 3048	164		2,471		2,635	
3049 to/go dtí 3302	60		881		941	
3303 to/go dtí 3556	70		887		957	
3557 to/go dtí 3810	87		865		952	
3811 to/go dtí 4064	81		907		988	
4065 to/go dtí 5080	354		2,875		3,229	
5081 to/go dtí 6096	321		1,889		2,210	
6097 to/go dtí 7112	201		1,177		1,378	
7113 to/go dtí 8128	314		1,556		1,870	
8129 to/go dtí 9144	339		1,851		2,190	
9145 to/go dtí 10160	338		1,450		1,788	
10161 to/go dtí 11176	470		1,923		2,393	
11177 to/go dtí 12192	870		2,594		3,464	
12193 to/go dtí 13208	783		2,539		3,322	
13209 to/go dtí 14224	696		2,135		2,831	
14225 to/go dtí 15240	547		1,558		2,105	
Exceeding 15241/Níos mó ná 15241	482		1,730		2,212	
Sub-Total / Fo-iomlán	16,421		314,051		330,472	
Electrically Propelled / Leictreachas ghluaiste not exceeding 1270 kilos / gan níos mó ná 1270 exceeding 1270 kilos / níos mó ná 1270			8 59		8 61	
TOTAL / IOMLÁN	16,423		314,118		330,541	

Table 5. Number of Private Cars by Engine Capacity in each Licensing Authority Area.
Tábla 5. An Líon Carranna Príobhaideacha de réir toilleach lill i ngach Ceantar Údarásí Cheadúnaithe.

Licensing Authority / Údarás Cheadúnaithe	ENGINE CAPACITY (CUBIC CENTIMETRES)/TOILLEADH INNILL (CENTIMEADAR CIUBACH)														TOTAL / IOMLÁN
	Up to/Go dtí 900	901 - 1000	1001 - 1100	1101 - 1200	1201 - 1300	1301 - 1400	1401 - 1500	1501 - 1600	1601 - 1700	1701 - 1800	1801 - 1900	1901 - 2000	2001 - 2500	2501 and over/agus níos mó	
CARLOW / CEATHARLACH	24	1,247	61	983	1,045	4,339	596	2,434	57	781	2,095	1,821	461	226	16,170
CAVAN / AN CABHÁN	21	1,262	52	911	1,016	4,464	756	2,454	107	792	2,297	1,969	512	222	16,835
CLARE / AN CLÁR	43	2,481	126	1,471	1,922	9,837	1,419	5,882	99	1,644	2,915	3,283	942	394	32,458
*CORK / CORCAIGH	241	12,019	505	7,874	10,807	43,725	3,886	24,404	408	8,426	10,668	14,818	3,832	2,173	143,786
DONEGAL / DÚN NA nGALL	49	2,631	169	1,978	2,042	9,677	1,114	5,044	415	1,363	4,836	4,258	818	359	34,753
**DUBLIN / BAILE ÁTHA CLIATH	678	27,759	1,476	19,255	22,724	78,043	11,583	54,151	1,122	24,497	12,259	30,845	10,784	9,324	304,500
*GALWAY / GAILLIMH	68	4,596	284	2,864	3,445	18,716	2,555	10,278	297	3,573	7,132	7,260	2,017	1,028	64,113
KERRY / CIARRAÍ	61	3,241	113	2,091	2,611	12,662	1,954	7,483	163	2,209	4,181	4,106	1,193	556	42,624
KILDARE / CILL DARA	79	4,444	215	3,925	3,499	14,491	2,024	9,039	164	3,440	4,117	6,210	1,955	1,276	54,878
KILKENNY / CILL CHAINNIGH	51	2,029	142	1,378	1,524	6,859	1,054	3,733	91	1,148	2,484	2,766	832	334	24,425
LAOIS / LAOIS	27	1,476	69	980	1,163	4,850	823	2,855	95	929	2,448	2,285	670	258	18,928
LEITRIM / LIATROIM	13	622	44	426	485	1,995	306	1,018	69	294	1,382	882	192	74	7,802
*LIMERICK / LUIMNEACH	74	4,584	238	2,539	3,356	15,804	2,028	9,112	185	2,784	4,007	5,173	1,290	661	51,835
LONGFORD / AN LONGFORT	9	779	45	467	541	2,383	437	1,327	48	437	1,527	1,133	243	97	9,473
LOUTH / LÚ	36	2,308	107	1,980	1,675	7,437	1,027	3,879	122	1,363	2,432	2,769	778	517	26,430
MAYO / MAIGH EO	38	2,482	92	1,372	2,000	9,743	1,093	5,392	188	1,734	4,073	3,844	964	456	33,471
MEATH / AN MHÍ	62	3,155	160	2,927	2,634	11,739	1,815	7,360	171	2,689	4,482	5,196	1,638	1,010	45,038
MONAGHAN / MUINEACHÁN	11	841	66	754	776	3,428	381	1,646	157	573	1,881	1,675	392	186	12,767
OFFALY / UÍBH FHAILÍ	27	1,652	86	1,028	1,069	5,031	915	2,901	90	897	2,187	2,203	566	213	18,865
ROSCOMMON / ROS COMÁIN	19	1,176	66	748	1,006	4,383	662	2,282	76	635	2,312	1,711	459	161	15,696
SLIGO / SLIGEACH	20	1,496	96	820	1,019	4,699	658	2,502	98	729	1,864	1,832	433	173	16,439
TIPPERARY COUNTY COUNCIL / COMHAIRLE CONTAE TIOBRAID ÁRANN	70	3,649	181	2,296	2,641	12,824	1,979	7,050	187	2,146	4,833	5,129	1,439	571	44,995
*WATERFORD / PORT LÁIRGE	61	2,739	123	1,994	2,244	9,080	1,215	5,166	81	1,746	2,418	2,984	953	478	31,282
WESTMEATH / AN IARMHÍ	42	1,712	80	1,296	1,353	5,664	1,025	3,228	111	991	3,066	2,551	667	299	22,085
WEXFORD / LOCH GARMAN	88	3,295	211	2,922	2,799	10,725	1,749	5,955	140	1,921	4,037	4,658	1,259	580	40,339
WICKLOW / CILL MHANTÁIN	96	3,302	211	2,563	2,844	9,789	1,505	6,276	129	2,578	3,171	4,723	1,737	1,315	40,239
TOTAL/IOMLÁN	2,008	96,977	5,018	67,842	78,240	322,387	44,559	192,851	4,870	70,319	99,104	126,084	37,026	22,941	1,170,226

* City and County / Cathrach agus Contae

** City and County including Dun Laoghaire-Rathdown County Council and Fingal County Council / Cathrach agus Contae áirítear Comhairle Contae Dhún Laoghaire-Ráth an Dúin agus Comhairle Contae Fhine Gall

Table 5a. Number of Private Cars by CO₂ Emission Band in each Licensing Authority Area.

Tábla 5a. An Líon Carranna Príobhaideacha de réir Astaíochta CO₂ Banda i ngach Ceantar Údaráis Cheadúnaithe.

Licensing Authority / Údarás Cheadúnaithe	CO ₂ EMISSIONS BAND / ASTAÍOCHTA CO ₂ BANDA													GRAND TOTAL (All Private) / IOMLÁN AR FAD (Gach Príobháideacha)
	A0	A1	A2	A3	A4	B1	B2	C	D	E	F	G	TOTAL (CO ₂) / IOMLÁN (CO ₂)	
CARLOW / CEATHARLACH	11	7	806	1,235	2,819	1,580	2,452	1,285	424	157	53	1	10,830	27,000
CAVAN / AN CABHÁN	4	13	887	1,443	3,355	1,837	2,888	1,588	471	167	42	1	12,696	29,531
CLARE / AN CLÁR	26	11	1,404	2,344	5,772	3,160	5,203	2,400	907	313	78	7	21,625	54,083
*CORK / CORCAIGH	119	65	6,599	11,459	25,626	15,761	23,444	10,344	4,390	1,485	511	52	99,855	243,641
DONEGAL / DÚN NA nGALL	10	31	1,616	2,802	6,964	4,045	6,830	3,314	1,047	363	105	11	27,138	61,891
**DUBLIN / BAILE ÁTHA CLIATH	356	481	15,181	25,051	50,239	31,784	47,192	22,260	9,900	4,434	2,249	373	209,500	514,000
*GALWAY / GAILLIMH	60	49	2,650	4,145	10,649	6,512	10,421	5,478	1,779	656	294	24	42,717	106,830
KERRY / CIARRAÍ	29	16	1,293	2,374	6,190	3,597	6,155	2,844	1,097	385	136	12	24,128	66,752
KILDARE / CILL DARA	79	27	2,805	4,483	10,150	5,839	9,562	4,704	1,616	797	350	44	40,456	95,334
KILKENNY / CILL CHAINNIGH	9	11	1,304	1,999	4,818	2,467	4,022	2,009	641	280	107	12	17,679	42,104
LAOIS / LAOIS	12	11	853	1,433	3,478	1,800	3,081	1,643	486	160	54	4	13,015	31,943
LEITRIM / LIATROIM	3	4	396	579	1,662	894	1,305	689	171	54	14	1	5,772	13,574
*LIMERICK / LUIMNEACH	26	18	2,185	3,821	8,668	5,474	7,738	3,626	1,436	513	186	23	33,714	85,549
LONGFORD / AN LONGFORT	5	6	455	676	1,802	933	1,606	894	209	94	26	2	6,708	16,181
LOUTH / LÚ	17	36	1,719	2,498	5,842	3,335	5,322	2,430	748	309	90	14	22,360	48,790
MAYO / MAIGH EO	13	10	1,363	2,144	5,655	3,374	5,531	2,863	856	313	92	18	22,232	55,703
MEATH / AN MHÍ	70	33	2,317	3,607	8,472	4,979	8,097	3,850	1,421	651	224	36	33,757	78,795
MONAGHAN / MUINEACHÁN	8	9	706	1,257	2,977	1,549	2,824	1,516	431	168	43	6	11,494	24,261
OFFALY / UÍBH FHAILÍ	4	19	870	1,423	3,243	1,842	2,908	1,517	461	187	41	5	12,520	31,385
ROSCOMMON / ROS COMÁIN	3	12	1,333	2,229	4,195	2,704	3,097	1,458	384	155	60	5	15,635	31,331
SLIGO / SLIGEACH	3	16	671	1,119	3,069	1,676	2,630	1,407	407	139	43	5	11,185	27,624
TIPPERARY COUNTY COUNCIL / COMHAIRLE CONTAE TIOBRAID ÁRANN	19	20	2,029	3,075	7,845	4,315	6,629	3,475	1,125	394	162	22	29,110	74,105
*WATERFORD / PORT LÁIRGE	31	13	1,867	2,734	5,604	3,402	5,078	2,228	817	305	104	13	22,196	53,478
WESTMEATH / AN IARMHÍ	13	20	1,097	1,865	4,280	2,344	3,899	1,830	590	207	70	10	16,225	38,310
WEXFORD / LOCH GARMAN	33	21	2,434	3,548	7,444	3,897	6,414	3,136	936	395	146	6	28,410	68,749
WICKLOW / CILL MHANTÁIN	65	49	1,499	2,681	5,834	3,551	5,567	2,786	1,100	545	236	34	23,947	64,186
TOTAL / IOMLÁN	1,028	1,008	56,339	92,024	206,652	122,651	189,895	91,574	33,850	13,626	5,516	741	814,904	1,985,130

* City and County / * Cathrach agus Contae

** City and County including Dun Laoghaire-Rathdown County Council and Fingal County Council / Cathrach agus Contae áirítear Comhairle Contae Dhún Laoghaire-Ráth an Dúin agus Comhairle Contae Fhine Gall

Table 6. Number of Goods Vehicles by Unladen Weight in each Licensing Authority Area.
 Tábla 6. An Líon Feithiclí Earraí de réir Meáchain gan ualach i ngach Ceantar Udaráis Cheadúnaithe.

Licensing Authority / Údarás Ceadúnaithe	Unladen Weight Expressed in Kilograms / Méachan gan Ualach (Cileagram)														TOTAL / IOMLÁN
	Electric / Leictreach:		Up to 813	814 - 1016	1017 - 1270	1271 - 1524	1525 - 2032	2033 - 4064	4065 - 8128	8129 - 9144	9145 - 10160	10161 - 11176	11177 - 12192	12193 and over/agus níos mó	
	Up to/Go dtí 1270	Exc./Os C. 1270													
CARLOW / CEATHARLACH			44	30	829	1,096	2,263	1,215	143	32	23	38	79	227	6,019
CAVAN / AN CABHÁN			28	34	1,274	1,470	2,914	1,186	142	31	37	77	111	176	7,480
CLARE / AN CLÁR			162	32	1,274	1,560	4,256	1,590	203	43	30	29	34	180	9,393
*CORK / CORCAIGH	2	12	258	208	5,101	6,754	17,799	6,752	1,115	226	182	212	325	1,505	40,451
DONEGAL / DÚN NA nGALL			79	162	2,815	2,253	5,789	2,000	290	64	53	104	152	300	14,061
**DUBLIN / BAILE ÁTHA CLIATH	3	30	311	114	5,266	13,710	23,390	13,350	1,906	505	501	591	485	1,562	61,724
*GALWAY / GAILLIMH		4	84	72	2,916	3,684	8,913	3,457	504	125	78	120	128	622	20,707
KERRY / CIARRAÍ			34	44	1,726	2,134	5,244	2,090	262	54	36	43	57	300	12,024
KILDARE / CILL DARA			106	47	1,661	2,176	5,751	3,273	399	95	91	125	159	504	14,387
KILKENNY / CILL CHAINNIGH	1	1	22	23	864	1,373	3,096	1,599	183	61	31	54	91	382	7,781
LAOIS / LAOIS	1	1	12	7	527	841	1,948	1,691	152	56	38	41	68	299	5,682
LEITRIM / LIATROIM			23	16	576	614	1,331	451	52	9	11	10	16	48	3,157
*LIMERICK / LUIMNEACH		2	59	49	1,413	2,154	5,287	2,984	535	196	95	92	125	621	13,612
LONGFORD / AN LONGFORT			13	9	455	652	1,380	750	90	30	20	20	32	171	3,622
LOUTH / LÚ		1	72	28	953	1,396	2,933	1,525	272	76	77	92	128	199	7,752
MAYO / MAIGH EO		2	82	64	2,196	2,490	4,811	2,517	255	53	53	50	82	272	12,927
MEATH / AN MHÍ			44	55	1,673	2,324	5,537	2,868	360	97	79	124	296	660	14,117
MONAGHAN / MUINEACHÁN			35	28	976	1,357	2,689	1,225	149	75	80	180	196	428	7,418
OFFALY / ÚIBH FHAILÍ		2	46	25	945	1,045	2,700	1,291	125	30	20	29	54	166	6,478
ROSCOMMON / ROS COMÁIN			52	32	970	1,084	2,578	985	106	36	25	36	49	142	6,095
SLIGO / SLIGEACH			41	23	835	1,072	2,362	942	187	40	30	17	22	126	5,697
TIPPERARY COUNTY COUNCIL / COMHAIRLE CONTAE TIOBRAID ÁRANN	1	1	79	47	1,491	1,966	5,708	2,736	393	66	52	78	115	608	13,341
*WATERFORD / PORT LÁIRGE			33	28	1,002	1,347	3,304	1,512	161	33	27	23	46	155	7,671
WESTMEATH / AN IARMHÍ			73	16	783	1,292	3,185	1,194	207	45	28	44	46	116	7,029
WEXFORD / LOCH GARMAN		1	87	48	1,570	2,058	5,431	2,378	302	80	61	131	502	551	13,200
WICKLOW / CILL MHANTÁIN		4	22	28	774	1,200	3,275	2,908	194	32	30	33	66	150	8,716
TOTAL / IOMLÁN	8	61	1,901	1,269	40,865	59,102	133,874	64,469	8,687	2,190	1,788	2,393	3,464	10,470	330,541

* City and County / * Cathrach agus Contae

** City and County including Dun Laoghaire-Rathdown County Council and Fingal County Council / Cathrach agus Contae áirítear Comhairle Contae Dhún Laoghaire-Ráth an Dúin agus Comhairle Contae Fhine Gall

Table 7. Number of Tractors by Taxation Class in each Licensing Authority Area.
Tábla 7. An Líon Tarracóirí de réir Aicme Cánachais i ngach Ceantar Údaráis Cheadúnaithe.

Licensing Authority/ Údarás Ceadúnaithe	Tractors / Tarracóirí		TOTAL / IOMLÁN
	Agricultural /Taimhaíocht	General Haulage / Iompar Ginearálta	
CARLOW / CEATHARLACH	1,781	17	1,798
CAVAN / AN CABHÁN	2,954	14	2,968
CLARE / AN CLÁR	3,290	18	3,308
*CORK / CORCAIGH	10,346	229	10,575
DONEGAL / DÚN NA nGALL	3,732	15	3,747
**DUBLIN / BAILE ÁTHA CLIATH	1,306	58	1,364
*GALWAY / GAILLIMH	5,786	71	5,857
KERRY / CIARRAÍ	4,054	64	4,118
KILDARE / CILL DARA	2,154	41	2,195
KILKENNY / CILL CHAINNIGH	3,632	42	3,674
LAOIS / LAOIS	2,839	23	2,862
LEITRIM / LIATROIM	1,116	9	1,125
*LIMERICK / LUIMNEACH	3,561	43	3,604
LONGFORD / AN LONGFORT	1,389	8	1,397
LOUTH / LÚ	1,119	39	1,158
MAYO / MAIGH EO	5,266	87	5,353
MEATH / AN MHÍ	2,758	8	2,766
MONAGHAN / MUINEACHÁN	2,045	18	2,063
OFFALY / UÍBH FHAILÍ	2,603	19	2,622
ROSCOMMON / ROS COMÁIN	2,740	13	2,753
SLIGO / SLIGEACH	1,763	40	1,803
TIPPERARY COUNTY COUNCIL / COMHAIRLE CONTAE TIOBRAID ÁRANN	5,494	44	5,538
*WATERFORD / PORT LÁIRGE	2,217	33	2,250
WESTMEATH / AN IARMHÍ	2,278	31	2,309
WEXFORD / LOCH GARMAN	4,138	27	4,165
WICKLOW / CILL MHANTÁIN	1,685	12	1,697
TOTAL / IOMLÁN	82,046	1,023	83,069

*City & County/Cathrach & Contae

** City and County including Dun Laoghaire-Rathdown County Council and Fingal County Council /
 Cathrach agus Contae áirítear Comhairle Contae Dhún Laoghaire-Ráth an Dúin agus Comhairle
 Contae Fhine Gall

Table 7a. Number of Motor Cycles by Engine Capacity in each Licensing Authority Area.
 Tábla 7a. An Líon Gluaisrothair de réir Toilleadh Innill i ngach Ceantar Údaráis Cheadúnaithe.

Licensing Authority / Údarás Ceadúnaithe	Motor Cycles / Gluaisrothair				
	Up to/Go dtí 75 c.c.	76 c.c. up to / go dtí 150 c.c.	151 c.c. up to / go dtí 250 c.c.	Over /Os cionn 250 c.c.	TOTAL / IOMLÁN
CARLOW / CEATHARLACH	18	59	16	426	519
CAVAN / AN CABHÁN	23	52	11	326	412
CLARE / AN CLÁR	29	69	42	698	838
*CORK / CORCAIGH	209	485	196	4,171	5,061
DONEGAL / DÚN NA nGALL	37	95	21	589	742
**DUBLIN / BAILE ÁTHA CLIATH	1,051	1,698	676	8,135	11,560
*GALWAY / GAILLIMH	44	116	51	1,123	1,334
KERRY / CIARRAÍ	77	124	34	808	1,043
KILDARE / CILL DARA	46	113	76	1,626	1,861
KILKENNY / CILL CHAINNIGH	35	60	36	719	850
LAOIS / LAOIS	12	32	12	446	502
LEITRIM / LIATROIM	7	23	4	122	156
*LIMERICK / LUIMNEACH	53	150	49	1,154	1,406
LONGFORD / AN LONGFORT	7	21	23	163	214
LOUTH / LÚ	47	79	26	623	775
MAYO / MAIGH EO	27	68	26	482	603
MEATH / AN MHÍ	44	99	53	1,380	1,576
MONAGHAN / MUINEACHÁN	14	26	11	253	304
OFFALY / UÍBH FHAILÍ	22	66	30	509	627
ROSCOMMON / ROS COMÁIN	10	33	12	253	308
SLIGO / SLIGEACH	36	62	15	296	409
TIPPERARY COUNTY COUNCIL / COMHAIRLE CONTAE TIOBRAID ÁRANN	57	113	34	1,114	1,318
*WATERFORD / PORT LÁIRGE	64	156	62	904	1,186
WESTMEATH / AN IARMHÍ	23	54	27	468	572
WEXFORD / LOCH GARMAN	47	136	41	1,158	1,382
WICKLOW / CILL MHANTÁIN	47	101	63	1,205	1,416
TOTAL /IOMLÁN	2,086	4,090	1,647	29,151	36,974

* City & County/Cathrach & Contae

** City and County including Dun Laoghaire-Rathdown County Council and Fingal County Council / Cathrach agus Contae áirítear Comhairle Contae Dhún Laoghaire-Ráth an Dúin agus Comhairle Contae Fhine Gall

Table 8. Number of Exempt, Public Service and Other Vehicles in each Licensing Authority Area.
Tábla 8. An Líon Feithiclí Díolmhaithe, Seirbhíse Poiblí agus Eile i ngach Ceantar Udaráis Cheadúnaithe.

Licensing Authority / Udarás Ceadúnaithe	⁽¹⁾ Exempt Vehicles / Feithiclí Díolmhaithe	Public Service Vehicles / Feithiclí i Seirbhíse Poiblí					⁽²⁾ Other Classes / Aicmí Eile	GRAND TOTAL (All Classes) IOMLÁN AR FAD (Gach aicme)
		Small /Beag			Large / Mór	Total / Iomlán		
		Taxi / Tacsáí	Hackney / Heacnaí	Limousine / Limousine				
CARLOW / CEATHARLACH	279	111	45	10	110	276	1,585	37,476
CAVAN / AN CABHÁN	391	97	50	4	172	323	1,518	42,623
CLARE / AN CLÁR	759	205	139	72	195	611	2,455	71,447
*CORK / CORCAIGH	3,449	1,429	396	162	856	2,843	10,123	316,143
DONEGAL / DÚN NA nGALL	960	184	198	30	536	948	4,344	86,693
**DUBLIN / BAILE ÁTHA CLIATH	9,682	10,871	98	392	2,613	13,974	8,165	620,469
*GALWAY / GAILLIMH	1,970	716	156	86	488	1,446	5,279	143,423
KERRY / CIARRAÍ	870	236	131	107	461	935	4,044	89,786
KILDARE / CILL DARA	896	645	116	87	426	1,274	2,889	118,836
KILKENNY / CILL CHAINNIGH	537	181	39	7	302	529	1,958	57,433
LAOIS / LAOIS	332	143	41	8	169	361	1,429	43,111
LEITRIM / LIATROIM	247	44	26	4	96	170	1,005	19,434
*LIMERICK / LUIMNEACH	1,125	519	94	81	287	981	3,486	109,763
LONGFORD / AN LONGFORT	232	59	18	3	91	171	1,036	22,853
LOUTH / LÚ	715	445	55	34	192	726	1,159	61,075
MAYO / MAIGH EO	1,084	145	132	42	293	612	2,241	78,523
MEATH / AN MHÍ	786	834	67	80	331	1,312	2,335	101,687
MONAGHAN / MUINEACHÁN	319	25	56	10	196	287	1,190	35,842
OFFALY / UÍBH FHAILÍ	306	78	79	13	175	345	2,020	43,783
ROSCOMMON / ROS COMÁIN	435	58	74	11	112	255	1,901	43,078
SLIGO / SLIGEACH	452	146	24	14	106	290	1,542	37,817
TIPPERARY COUNTY COUNCIL / COMHAIRLE CONTAE TIOBRAID ÁRANN	947	37	199	36	318	590	3,369	99,208
*WATERFORD / PORT LÁIRGE	586	208	47	37	120	412	1,946	67,529
WESTMEATH / AN IARMHÍ	327	245	28	15	130	418	1,505	50,470
WEXFORD / LOCH GARMAN	651	153	83	29	270	535	3,494	92,176
WICKLOW / CILL MHANTÁIN	599	266	70	62	214	612	2,390	79,616
TOTAL / IOMLÁN	28,936	18,080	2,461	1,436	9,259	31,236	74,408	2,570,294

* City and County / * Cathrach agus Contae

** City and County including Dun Laoghaire-Rathdown County Council and Fingal County Council / Cathrach agus Contae áirítear Comhairle Contae Dhún Laoghaire-Ráth an Dúin agus Comhairle Contae Fhine Gall

(1) Includes Government Owned, Diplomatic, Special (Invalid), Fire Brigade Vehicles, Ambulances, and Rescue Services Vehicles /
 Áirítear Feithiclí Rialtais, Taidhleoireachta, Speisialta (Easlán), Feithiclí na mBriogád Dóiteáin, Otharcharranna agus Feithiclí Seirbhísí Tarrthála

(2) Includes School Buses, Mobile Machines, Excavators, Dumpers, Hearses, Vintage/Veteran Cars, Motor Caravans and Island Vehicles /
 Áirítear Busanna Scoile, Meaisíní Soghluaiste, Tochtóirí, Dumpálaithe, Eileatraim, Feithiclí Seanré, Mótarcharbháin agus Feithiclí Oileán

Table 9. Number of Private Cars by Make.

Tábla 9. An Líon Carranna Príobháideacha de réir Déanamh.

MAKE / DÉANAMH	VEHICLES / FEITHICLÍ	MAKE / DÉANAMH	VEHICLES / FEITHICLÍ
ALFA ROMEO	3,748	LEYLAND	42
ASTON MARTIN	63	LOTUS	50
AUDI	84,881	MASERATI	91
AUSTIN	219	MAZDA	41,468
AUSTIN ROVER	3	MERCEDES BENZ	53,425
BEDFORD	4	MG	448
BENTLEY	106	MINI	11,609
BMW	79,159	MITSUBISHI	19,607
CADILLAC	13	MORGAN	14
CHEVROLET	10,086	NISSAN	150,592
CHRYSLER	1,498	OPEL	126,121
CITROEN	38,147	PERODUA	110
DACIA	7,312	PEUGEOT	81,995
DAF	6	PORSCHE	988
DAIHATSU	3,216	PROTON	23
DAIMLER	19	RENAULT	100,610
DODGE	265	ROLLS ROYCE	8
FERRARI	35	ROVER	3,575
FIAT	29,181	SAAB	8,817
FORD	233,605	SEAT	35,791
HOLDEN	18	SKODA	67,355
HONDA	45,376	SMART	520
HYUNDAI	75,782	SSANGYONG	868
ISUZU	105	SUBARU	4,412
IVECO	14	SUZUKI	25,233
JAGUAR	4,668	TATA	12
JEEP	284	TOYOTA	285,562
KIA	36,545	VAUXHALL	22,937
KUBOTA	71	VOLKSWAGEN	243,075
LAMBORGHINI	2	VOLVO	26,662
LANCIA	27	OTHER MAKES / DÉANAMH EILE	154
LANDROVER	9,680	MAKE UNSPECIFIED / DEANAMH	228
LDV/DAF	6	NEAMHSHRONAITHE	
LEXUS	8,584		
		Total / Iomlán	1,985,130

Table 9a. Number of Private Cars by Make in each Licensing Authority Area.

Tábla 9a. An Líon Carranna Príobháideacha de réir Déanaimh i ngach Ceantar Údaráis Cheadúnaithe.

Licensing Authority / Údarás Cheadúnaithe	MAKE / DÉANAMH												
	ALFA ROMEO	AUDI	BMW	CHEVROLET	CHRYSLER	CITROEN	DACIA	DAIHATSU	FIAT	FORD	HONDA	HYUNDAI	JAGUAR
CARLOW / CEATHARLACH	31	1,289	831	174	18	626	211	33	449	3,080	474	1,176	46
CAVAN / AN CABHÁN	31	1,366	824	185	18	504	79	32	263	3,650	449	968	38
CLARE / AN CLÁR	89	2,163	1,561	200	44	1,401	215	108	570	7,831	967	1,856	103
*CORK / CORCAIGH	449	9,709	9,362	797	141	3,775	988	402	4,079	34,486	5,037	8,387	445
DONEGAL / DÚN NA NGALL	56	2,326	1,718	187	27	1,039	199	126	534	6,188	1,303	1,733	74
**DUBLIN / BAILE ÁTHA CLIATH	1,599	22,938	28,359	2,874	560	8,443	1,492	935	10,171	56,354	15,470	21,705	1,869
*GALWAY / GAILLIMH	120	5,171	4,130	464	78	2,296	346	122	893	13,358	2,330	3,937	291
KERRY / CIARRAÍ	59	2,306	1,950	346	37	1,395	188	107	725	8,694	1,310	2,357	81
KILDARE / CILL DARA	191	4,294	4,224	392	45	2,465	480	128	1,321	10,325	2,103	4,229	216
KILKENNY / CILL CHAINNIGH	55	1,801	1,372	277	24	854	102	67	418	4,753	886	2,213	75
LAOIS / LAOIS	28	1,368	925	139	18	650	144	42	409	4,246	908	1,025	49
LEITRIM / LIATROIM	17	635	286	59	11	279	43	12	174	1,234	193	413	18
*LIMERICK / LUIMNEACH	117	3,329	3,161	437	53	1,234	374	121	921	12,607	1,552	3,464	148
LONGFORD / AN LONGFORT	16	925	495	65	6	258	32	45	212	1,377	268	804	22
LOUTH / LÚ	71	1,868	1,720	287	38	995	205	65	572	5,316	929	1,677	113
MAYO / MAIGH EO	39	2,699	1,532	255	26	1,147	199	66	492	8,032	1,108	1,648	97
MEATH / AN MHÍ	151	3,441	3,092	449	46	1,758	367	97	1,202	8,046	1,651	3,130	200
MONAGHAN / MUINEACHÁN	24	1,088	821	87	21	337	35	43	229	2,299	323	930	41
OFFALY / UÍBH FHAILÍ	39	1,355	968	170	15	1,024	168	43	263	3,305	499	1,160	43
ROSCOMMON / ROS COMÁIN	28	1,285	740	115	17	446	87	29	296	3,408	490	889	42
SLIGO / SLIGEACH	29	1,271	821	89	14	523	85	40	249	2,998	456	962	34
TIPPERARY COUNTY COUNCIL / COMHAIRLE CONTAE TIOBRAID ÁRANN	98	2,951	2,412	329	40	1,533	240	140	768	8,981	1,542	2,400	103
*WATERFORD / PORT LÁIRGE	105	2,067	1,791	566	29	1,117	319	101	894	5,553	1,065	1,805	85
WESTMEATH / AN IARMHÍ	49	1,925	1,433	230	29	960	200	80	591	3,490	745	1,638	69
WEXFORD / LOCH GARMAN	90	2,670	2,100	399	45	2,015	252	119	1,043	7,700	1,677	2,641	159
WICKLOW / CILL MHANTÁIN	167	2,641	2,531	514	98	1,073	262	113	1,443	6,294	1,641	2,635	207
TOTAL / IOMLÁN	3,748	84,881	79,159	10,086	1,498	38,147	7,312	3,216	29,181	233,605	45,376	75,782	4,668

* City and County / * Cathrach agus Contae

** City and County including Dun Laoghaire-Rathdown County Council and Fingal County Council / Cathrach agus Contae áirítear Comhairle Contae Dhún Laoghaire-Ráth an Dúin agus Comhairle Contae Fhine Gall

Table 9a. (continued) Number of Private Cars by Make in each Licensing Authority Area.

Tábla 9a. (ar lean) An Líon Carranna Priobháideacha de réir Déanaimh i ngach Ceantar Údaráis Cheadúnaithe.

Licensing Authority / Údarás Cheadúnaithe	MAKE / DÉANAMH														
	KIA	LANDROVER	LEXUS	MAZDA	MERCEDES BENZ	MG	MINI	MITSUBISHI	NISSAN	OPEL	PEUGEOT	PORSCHE	RENAULT	ROVER	SAAB
CARLOW / CEATHARLACH	441	109	56	784	702	6	91	267	1,869	1,688	1,495	3	1,510	63	67
CAVAN / AN CABHÁN	334	106	76	501	669	8	109	295	2,328	1,770	985		1,348	61	71
CLARE / AN CLÁR	1,085	190	173	1,723	1,000	15	220	515	4,817	2,408	1,983	9	2,225	129	215
*CORK / CORCAIGH	4,966	877	1,177	5,764	5,052	46	1,455	1,646	13,124	17,340	7,739	69	13,319	327	1,056
DONEGAL / DÚN NA NGALL	2,026	300	179	839	727	18	247	592	2,910	4,416	2,720	8	2,493	141	175
**DUBLIN / BAILE ÁTHA CLIATH	7,841	3,175	3,553	10,563	21,056	116	4,350	5,704	45,157	31,335	19,591	592	25,178	819	3,112
*GALWAY / GAILLIMH	1,470	470	501	1,833	2,412	27	468	909	7,808	6,912	3,792	26	3,722	204	410
KERRY / CIARRAÍ	993	305	197	1,548	1,391	12	246	624	5,487	4,129	2,840	17	3,370	119	188
KILDARE / CILL DARA	2,615	556	382	1,770	2,686	22	663	1,004	6,805	5,423	4,053	48	6,663	154	349
KILKENNY / CILL CHAINNIGH	1,029	178	130	671	922	7	185	700	3,405	2,340	2,228	5	1,839	73	188
LAOIS / LAOIS	998	105	73	508	756	11	155	245	2,430	1,953	1,251	5	1,684	67	98
LEITRIM / LIATROIM	161	36	24	133	213	1	55	132	875	1,555	488	2	477	33	67
*LIMERICK / LUIMNEACH	1,385	283	246	1,564	1,912	11	431	610	6,629	6,096	3,468	30	3,976	121	350
LONGFORD / AN LONGFORT	157	45	38	211	335	1	56	188	1,121	816	606	2	502	21	55
LOUTH / LÚ	1,292	192	135	1,060	1,204	14	235	317	3,250	2,675	2,786	23	3,396	95	129
MAYO / MAIGH EO	693	164	160	667	988	12	161	581	3,500	3,661	2,019	5	1,303	110	151
MEATH / AN MHÍ	1,546	443	277	1,757	2,487	22	474	723	5,795	3,786	3,659	32	5,793	153	320
MONAGHAN / MUINEACHÁN	217	86	42	505	572	2	102	178	1,146	2,437	1,359	8	766	33	125
OFFALY / UÍBH FHAILÍ	681	107	92	860	685	6	138	411	2,709	1,721	1,572	4	1,660	61	88
ROSCOMMON / ROS COMÁIN	387	82	74	258	470	8	101	312	3,062	2,942	936	2	1,516	48	89
SLIGO / SLIGEACH	321	84	73	426	422	4	142	267	1,960	2,003	1,136	2	848	79	93
TIPPERARY COUNTY COUNCIL / COMHAIRLE CONTAE TIOBRAID ÁRANN	1,592	273	189	1,553	1,647	10	314	676	6,040	4,563	3,881	12	3,466	149	239
*WATERFORD / PORT LÁIRGE	900	245	166	1,578	1,147	14	289	633	4,677	4,227	2,738	12	3,187	88	308
WESTMEATH / AN IARMHÍ	945	119	112	636	787	8	167	422	2,694	2,155	1,561	5	2,599	66	170
WEXFORD / LOCH GARMAN	1,225	411	154	2,321	1,294	29	304	878	5,365	4,278	4,134	11	4,941	176	310
WICKLOW / CILL MHANTÁIN	1,245	739	305	1,435	1,889	18	451	778	5,629	3,492	2,975	56	2,829	185	394
TOTAL / IOMLÁN	36,545	9,680	8,584	41,468	53,425	448	11,609	19,607	150,592	126,121	81,995	988	100,610	3,575	8,817

* City and County / * Cathrach agus Contae

Table 9a. (continued) Number of Private Cars by Make in each Licensing Authority Area.

Tábla 9a. (ar lean) An Líon Carranna Príobháideacha de réir Déanaimh i ngach Ceantar Údaráis Cheadúnaithe.

Licensing Authority / Údarás Cheadúnaithe													TOTAL / IOMLÁN
	SEAT	SKODA	SMART	SSANGYONG	SUBARU	SUZUKI	TOYOTA	VAUXHALL	VOLKSWAGEN	VOLVO	OTHER MAKES / DÉANAMH EILE	MAKE UNSPECIFIED / DÉANAMH NEAMHSHONRAITHE	
CARLOW / CEATHARLACH	509	1,012	4	9	64	342	3,010	284	3,804	359	13	1	27,000
CAVAN / AN CABHÁN	623	1,318	4	11	43	261	5,240	650	4,033	259	16	5	29,531
CLARE / AN CLÁR	576	1,201	9	22	77	924	9,682	404	6,716	621	31	5	54,083
*CORK / CORCAIGH	4,949	8,945	63	83	535	3,405	41,762	1,915	26,661	3,126	161	22	243,641
DONEGAL / DÚN NA NGALL	1,269	2,579	8	11	210	1,373	11,905	2,833	7,671	690	32	9	61,891
**DUBLIN / BAILE ÁTHA CLIATH	8,353	14,165	231	207	1,143	5,374	59,237	2,888	58,133	8,639	645	74	514,000
*GALWAY / *GAILLIMH	1,301	4,364	18	38	167	1,021	17,822	1,540	14,170	1,799	82	8	106,830
KERRY / CIARRAÍ	1,079	2,854	6	41	173	989	11,250	750	7,742	792	42	13	66,752
KILDARE / CILL DARA	1,934	3,161	15	50	225	1,239	11,565	793	11,280	1,371	84	11	95,334
KILKENNY / CILL CHAINNIGH	1,161	1,308	8	17	85	626	5,946	344	5,271	512	24	5	42,104
LAOIS / LAOIS	713	1,450	2	13	51	575	3,833	437	4,222	337	20		31,943
LEITRIM / LIATROIM	170	730	1	6	28	152	1,772	363	2,613	102	8	3	13,574
*LIMERICK / LUIMNEACH	897	2,308	13	40	123	786	15,047	661	9,891	1,069	74	10	85,549
LONGFORD / AN LONGFORT	199	713	4	5	36	179	2,809	297	3,140	111	9		16,181
LOUTH / LÚ	1,077	1,725	18	32	60	520	7,032	979	6,207	438	39	4	48,790
MAYO / MAIGH EO	817	2,238	7	30	99	583	10,546	1,410	7,732	686	36	4	55,703
MEATH / AN MHÍ	1,344	2,946	19	37	178	968	10,399	763	10,211	942	84	7	78,795
MONAGHAN / MUINEACHÁN	1,143	820	5	7	36	384	3,177	1,315	3,288	196	27	7	24,261
OFFALY / UÍBH FHAILÍ	633	827	3	10	42	358	5,059	373	3,942	274	16	1	31,385
ROSCOMMON / ROS COMÁIN	945	1,868	5	5	49	323	4,796	531	4,373	256	20	1	31,331
SLIGO / SLIGEACH	449	1,445	4	9	81	381	4,731	731	4,057	287	16	2	27,624
TIPPERARY COUNTY COUNCIL / COMHAIRLE CONTAE TIOBRAID ÁRANN	1,029	2,206	12	42	164	947	12,237	687	9,696	853	85	6	74,105
*WATERFORD / PORT LÁIRGE	1,057	1,824	11	45	135	830	6,812	376	5,862	784	27	9	53,478
WESTMEATH / AN IARMHÍ	738	1,135	4	16	52	360	5,478	505	5,675	432	24	6	38,310
WEXFORD / LOCH GARMAN	1,444	2,034	18	39	201	1,168	7,512	693	8,107	726	58	8	68,749
WICKLOW / CILL MHANTÁIN	1,382	2,179	28	43	355	1,165	6,903	415	8,578	1,001	91	7	64,186
TOTAL / IOMLÁN	35,791	67,355	520	868	4,412	25,233	285,562	22,937	243,075	26,662	1,764	228	1,985,130

* City and County / * Cathrach agus Contae

** City and County including Dun Laoghaire-Rathdown County Council and Fingal County Council / Cathrach agus Contae áirítear Comhairle Contae Dhún Laoghaire-Ráth an Dúin agus Comhairle Contae Fhine Gall

Table 10. Number of Goods Vehicles by Make in each Licensing Authority Area.

Tábla 10. An Líon Feithiclí Earraí de réir Déanamh i ngach Ceantar Údarás Cheadúnaithe.

Licensing Authority / Údarás Cheadúnaithe	MAKE / DÉANAMH																	
	BMW	CHEVROLET	CHRYSLER	CITROEN	DAF	DAIHATSU	FIAT	FORD	HINO	HYUNDAI	ISUZU	IVECO	KIA	LANDROVER	LEYLAND	MAN	MAZDA	MERCEDES BENZ
CARLOW / CEATHARLACH	30	10	17	449	80	12	111	877	37	99	200	63	47	128	2	70	25	197
CAVAN / AN CABHÁN	13	10	8	668	73	33	102	1,084	2	81	317	44	72	110	8	22	7	189
CLARE / AN CLÁR	24	19	12	1,104	79	9	111	1,182	46	165	320	78	59	205	10	64	40	244
*CORK / CORCAIGH	101	139	73	2,423	1,063	73	872	6,701	119	581	1,131	389	214	894	42	195	161	1,062
DONEGAL / DÚN NA NGALL	16	8	31	1,589	153	31	140	2,465	19	86	412	89	112	383	19	226	33	247
**DUBLIN / BAILE ÁTHA CLIATH	246	99	107	1,888	1,467	6	1,151	14,732	180	1,384	1,321	913	366	1,651	48	708	56	4,133
*GALWAY / GAILLIMH	82	39	56	1,744	223	33	260	3,348	62	378	658	171	131	420	21	205	44	852
KERRY / CIARRAÍ	24	36	15	1,147	151	41	228	1,940	32	234	332	81	60	197	17	30	43	247
KILDARE / CILL DARA	104	22	27	860	182	7	226	2,178	57	207	519	178	237	472	20	105	38	521
KILKENNY / CILL CHAINNIGH	13	17	6	444	173	16	77	1,062	43	128	356	82	45	175	8	64	19	272
LAOIS / LAOIS	23	7	10	286	112	11	57	1,068	30	71	232	61	59	121	12	59	16	228
LEITRIM / LIATROIM	4	12	4	260	22	13	39	384	2	29	140	10	27	46	1	10	7	74
*LIMERICK / LUIMNEACH	25	35	28	816	303	12	158	2,503	26	273	385	120	76	292	26	214	56	791
LONGFORD / AN LONGFORT	15	8	1	223	58	5	35	546	4	73	91	51	21	66	3	19	7	94
LOUTH / LÚ	38	21	16	503	79	10	88	1,223	17	73	224	104	45	163	3	57	19	374
MAYO / MAIGH EO	23	28	21	1,291	102	27	246	1,979	37	185	400	78	59	213	7	62	34	314
MEATH / AN MHÍ	66	23	34	944	236	14	204	1,879	155	185	513	115	83	343	14	108	40	655
MONAGHAN / MUINEACHÁN	15	9	25	616	44	23	74	994	11	75	295	40	23	150	1	19	28	206
OFFALY / UÍBH FHAILÍ	31	14	16	570	54	9	67	955	35	134	258	104	66	126	14	27	37	226
ROSCOMMON / ROS COMÁIN	17	16	11	448	65	15	82	852	16	102	241	34	41	90	10	22	22	148
SLIGO / SLIGEACH	13	13	8	432	68	14	83	880	6	73	206	30	34	116	5	39	5	186
TIPPERARY COUNTY COUNCIL / COMHAIRLE CONTAE TIOBRAID ÁRANN	28	38	40	791	262	32	189	1,783	40	290	499	117	148	341	12	110	64	555
*WATERFORD / PORT LÁIRGE	28	23	26	551	83	16	175	1,060	14	98	268	64	49	230	6	40	32	238
WESTMEATH / AN IARMHÍ	28	20	14	441	66	19	122	982	21	118	223	71	64	117	13	66	16	229
WEXFORD / LOCH GARMAN	35	36	25	850	384	28	329	1,582	59	197	511	264	89	361	8	169	67	699
WICKLOW / CILL MHANTÁIN	36	25	18	292	99	15	174	1,346	31	141	431	97	45	375	12	78	40	300
TOTAL / IOMLÁN	1,078	727	649	21,630	5,681	524	5,400	55,585	1,101	5,460	10,483	3,448	2,272	7,785	342	2,788	956	13,281

* City and County / Cathrach agus Contae

** City and County including Dun Laoghaire-Rathdown County Council and Fingal County Council / Cathrach agus Contae áirítear Comhairle Contae Dhún Laoghaire-Ráth an Dúin agus Comhairle Contae Fhine Gall

Table 10. (continued) Number of Goods Vehicles by Make in each Licensing Authority Area.

Table 10. (ar lean) An Líon Feithiclí Earraí de réir Déanamh i ngach ceantar Údaráis Cheadúnaithe.

Licensing Authority / Údarás Cheadúnaithe	MAKE / DÉANAMH															TOTAL /IOMLÁN	
	MITSUBISHI	NISSAN	OPEL	PEUGEOT	RENAULT	ROVER	SCANIA	SEAT	SSANGYONG	SUZUKI	TOYOTA	VAUXHALL	VOLKSWAGEN	VOLVO	OTHER MAKES / DÉANAMH EILE		MAKE UNSPECIFIED / DÉANAMH NEAMH- SHRONRAITHE
CARLOW / CEATHARLACH	381	358	186	293	327	26	129	61	8	22	810	40	754	123	34	13	6,019
CAVAN / AN CABHÁN	408	385	186	467	424	17	210	60	23	22	1,122	70	1,078	140	20	5	7,480
CLARE / AN CLÁR	729	481	142	405	429	42	103	56	13	34	1,682	53	1,296	111	33	13	9,393
*CORK / CORCAIGH	2,107	2,173	1,885	1,841	1,997	180	633	381	109	84	6,663	213	4,932	764	217	39	40,451
DONEGAL / DÚN NA NGALL	782	597	277	1,166	540	74	232	125	11	57	1,946	288	1,612	210	65	20	14,061
**DUBLIN / BAILE ÁTHA CLIATH	2,071	3,674	2,137	2,427	4,485	135	853	178	173	40	4,967	885	7,878	591	751	23	61,724
*GALWAY / GAILLIMH	1,244	1,052	556	1,052	873	84	339	119	46	46	2,908	194	2,882	393	169	23	20,707
KERRY / CIARRAÍ	818	628	306	743	816	59	228	95	17	46	1,658	61	1,495	131	51	17	12,024
KILDARE / CILL DARÁ	844	943	439	564	1,021	57	447	92	37	38	1,979	85	1,461	314	90	16	14,387
KILKENNY / CILL CHAINNIGH	598	519	164	326	384	33	129	68	16	36	1,244	36	980	206	34	8	7,781
LAOIS / LAOIS	364	341	155	204	294	19	167	43	8	20	775	36	611	142	33	7	5,682
LEITRIM / LIATROIM	226	136	93	168	131	9	73	29	10	19	515	59	577	10	14	4	3,157
*LIMERICK / LUIMNEACH	758	723	382	487	879	72	260	73	30	28	1,896	78	1,413	266	112	16	13,612
LONGFORD / AN LONGFORT	302	185	55	224	138	12	156	25	3	13	550	40	519	52	23	5	3,622
LOUTH / LÚ	319	410	114	600	546	24	192	51	32	17	1,122	67	861	290	46	4	7,752
MAYO / MAIGH EO	740	685	245	870	634	37	251	79	24	24	2,156	152	1,724	124	69	7	12,927
MEATH / AN MHÍ	760	893	254	620	1,060	39	321	105	39	45	2,196	77	1,602	391	94	10	14,117
MONAGHAN / MUINEACHÁN	383	298	134	558	269	27	614	60	12	20	956	110	941	342	42	4	7,418
OFFALY / UÍBH FHAILÍ	453	390	163	356	283	20	135	55	14	23	971	46	723	64	30	9	6,478
ROSCOMMON / ROS COMÁIN	436	387	126	356	234	16	188	53	14	24	1,031	77	864	34	18	5	6,095
SLIGO / SLIGEACH	366	286	152	331	198	17	195	54	12	26	874	51	856	23	41	4	5,697
TIPPERARY COUNTY COUNCIL / COMHAIRLE CONTAE TIOBRAID ÁRANN	1,031	873	363	604	593	73	223	114	34	42	2,239	100	1,330	273	93	17	13,341
*WATERFORD / PORT LÁIRGE	573	663	204	326	447	37	50	72	58	14	1,122	37	888	138	35	6	7,671
WESTMEATH / AN IARMHÍ	501	401	158	421	594	18	110	46	13	16	1,050	64	890	71	41	5	7,029
WEXFORD / LOCH GARMAN	921	759	485	698	941	52	217	99	27	52	1,603	88	1,279	187	90	9	13,200
WICKLOW / CILL MHANTÁIN	728	678	251	337	378	82	108	63	23	15	1,351	57	931	74	74	11	8,716
TOTAL / IOMLÁN	18,843	18,918	9,612	16,444	18,915	1,261	6,563	2,256	806	823	45,386	3,064	40,377	5,464	2,319	300	330,541

* City and County / Cathrach agus Contae

** City and County including Dun Laoghaire-Rathdown County Council and Fingal County Council / Cathrach agus Contae áirítear Comhairle Contae Dhún Laoghaire-Ráth an Dúin agus Comhairle Contae Fhine Gall

Table 11. Number of Tractors by Make in each Licensing Authority Area.
 Tábla 11. An Líon Tarracóiri de réir Déanaimh i ngach Ceantar Údaráis Cheadúnaithe.

Licensing Authority / Údarás Cheadúnaithe	MAKE / DÉANAMH												
	BELARUS	CASE/DAVID BROWN	CLAAS	DEUTZ	FENDT	FIAT	FARMTRAC	FORD	HONDA	INTERNATIONAL	JCB	JOHN DEERE	KUBOTA
CARLOW / CEATHARLACH	1	98	34	88	23	18		288		42	10	306	5
CAVAN / AN CABHÁN		150	13	21	4	70		232		51	13	225	12
CLARE / AN CLÁR	5	239	57	73	13	110	1	242	1	28	14	401	94
*CORK / CORCAIGH	10	667	114	196	98	284	10	2,050	57	31	52	1,718	54
DONEGAL / DÚN NA NGALL	1	222	9	9	14	220	8	253	4	7	14	229	10
**DUBLIN / BAILE ÁTHA CLIATH	3	101	11	55	45	8	7	52	4	7	27	341	75
*GALWAY / GAILLIMH	10	575	97	255	58	175	11	377	20	35	14	887	42
KERRY / CIARRAÍ	1	419	44	52	10	110	1	417		31	21	539	10
KILDARE / CILL DARA	2	196	76	89	36	44		220	1	31	17	345	14
KILKENNY / CILL CHAINNIGH	36	340	40	173	54	43	3	414		37	22	708	25
LAOIS / LAOIS	3	202	30	36	14	80		319	9	66	6	412	12
LEITRIM / LIATROIM	2	64		9	3	54		59		5	3	74	4
*LIMERICK / LUIMNEACH	1	221	55	72	12	64		318	16	30	12	816	27
LONGFORD / AN LONGFORT		87	12	7	2	68	6	73	1	13	3	225	1
LOUTH / LÚ	1	224	21	11	15	9		78	11	22	16	259	5
MAYO / MAIGH EO	6	924	5	73	35	130	17	255	1	71	10	444	53
MEATH / AN MHÍ	1	261	84	81	57	41	3	206	1	41	32	591	6
MONAGHAN / MUINEACHÁN		173	27	45	7	21	1	271		30	14	158	4
OFFALY / UÍBH FHAILÍ	1	222	29	40	8	192	2	187	2	16	17	339	7
ROSCOMMON / ROS COMÁIN	7	215	50	69	15	143	4	129	0	13	16	179	16
SLIGO / SLIGEACH	1	126	4	31	2	45	4	97	7	19	5	110	10
TIPPERARY COUNTY COUNCIL / COMHAIRLE CONTAE TIOBRAID ÁRANN	4	462	164	122	61	142	1	492	1	35	37	952	34
*WATERFORD / PORT LÁIRGE	4	346	48	116	31	45		336	10	15	26	291	18
WESTMEATH / AN IARMHÍ		168	65	53	31	98	12	105	17	22	11	258	8
WEXFORD / LOCH GARMAN	9	362	56	126	70	84		466		45	23	701	19
WICKLOW / CILL MHANTÁIN	12	111	19	109	23	30		258		28	17	294	6
TOTAL / IOMLÁN	121	7,175	1,164	2,011	741	2,328	91	8,194	163	771	452	11,802	571

* City and County / * Cathrach agus Contae

** City and County including Dun Laoghaire-Rathdown County Council and Fingal County Council / Cathrach agus Contae áirítear Comhairle Contae Dhún Laoghaire-Ráth an Dúin agus Comhairle Contae Fhine Gall

Table 11.(continued) Number of Tractors by Make in each Licensing Authority Area.

Tábla 11. (ar lean) An Líon Tarracóiri de réir Déanaimh i ngach Ceantar Údaráis Cheadúnaithe.

Licensing Authority / Údarás Cheadúnaithe	MAKE / DÉANAMH												
	LAMBORGHINI	LANDINI	LEYLAND	MANITOU	MARSHALL	MASSEY FERGUSON	MCCORMICK	NEW HOLLAND	RENAULT	SAME	STEYR	TUMOSAN	UNIVERSAL
CARLOW / CEATHARLACH	3	27	9	5	1	302	10	257	16	7	5	1	1
CAVAN / AN CABHÁN	29	118				1,380	20	288	10	55		1	
CLARE / AN CLÁR	10	82	12		4	1,045	35	281	102	33	3	8	3
*CORK / CORCAIGH	49	179	6	10	5	1,516	77	2,330	38	43	11	4	6
DONEGAL / DÚN NA NGALL	59	143	3	2	2	1,326	41	639	51	156	3	4	1
**DUBLIN / BAILE ÁTHA CLIATH	4	64	1	2		253	11	121	20	8	1	1	3
*GALWAY / GAILLIMH	25	148		1	1	1,413	33	567	52	151	14	24	26
KERRY / CIARRAÍ	219	120	3	3	5	866	60	488	42	100	1	7	2
KILDARE / CILL DARA	4	24	9	5	3	488	21	341	33	13	3	3	1
KILKENNY / CILL CHAINNIGH	54	85	25	2	14	559	40	554	32	24	7		1
LAOIS / LAOIS	23	59	4	4	2	779	70	341	20	10	1	2	7
LEITRIM / LIATROIM	46	61	1			431	5	104	10	68	1	2	
*LIMERICK / LUIMNEACH	13	132	4	3	10	644	23	470	49	29	1	2	5
LONGFORD / AN LONGFORT	3	33	3			477	5	176	9	20		4	
LOUTH / LÚ	1	27		4		217	30	99	8	4			2
MAYO / MAIGH EO	44	505	2			1,632	38	368	24	79		4	7
MEATH / AN MHÍ	9	45	3	3	1	660	84	241	28	53	2	2	4
MONAGHAN / MUINEACHÁN	25	94	4	2	2	556	46	309	85	42	1		
OFFALY / UÍBH FHAILÍ	7	80	1	2		580	40	429	24	36		13	4
ROSCOMMON / ROS COMÁIN	30	284	4			595	50	287	46	86	4	9	4
SLIGO / SLIGEACH	32	158				506	20	175	11	110	2	2	2
TIPPERARY COUNTY COUNCIL / COMHAIRLE CONTAE TIOBRAID ÁRANN	37	270	5	3	2	895	81	899	135	70	16	8	3
*WATERFORD / PORT LÁIRGE	9	69		4		304	26	285	55	7	2	4	
WESTMEATH / AN IARMHÍ	6	55		1		680	30	263	20	36	2	8	13
WEXFORD / LOCH GARMAN	11	255	10	2	7	604	81	644	41	48	60	10	
WICKLOW / CILL MHANTÁIN	4	48	1	7	6	277	13	242	3	11	11	5	
TOTAL / IOMLÁN	756	3,165	110	65	65	18,985	990	11,198	964	1,299	151	128	95

* City and County / * Cathrach agus Contae

** City and County including Dun Laoghaire-Rathdown County Council and Fingal County Council / Cathrach agus Contae áirítear Comhairle Contae Dhún Laoghaire-Ráth an Dúin agus Comhairle Contae

Table 11.(continued) Number of Tractors by Make in each Licensing Authority Area.
 Tábla 11. (ar lean) An Líon Tarracóiri de réir Déanamh i ngach Ceantar Údarás Cheadúnaithe.

Licensing Authority / Údarás Cheadúnaithe	MAKE / DÉANAMH						TOTAL / IOMLÁN
	URSUS	VALMET	VALTRA	ZETOR	OTHER MAKES / DÉANAMH EILE	MAKE UNSPECIFIED / DÉANAMH NEAMHSHRONRAITHE	
CARLOW / CEATHARLACH	13	28	74	80	24	22	1,798
CAVAN / AN CABHÁN	25	35	61	79	29	47	2,968
CLARE / AN CLÁR	47	13	18	297	12	25	3,308
*CORK / CORCAIGH	25	76	205	353	190	111	10,575
DONEGAL / DÚN NA NGALL	38	7	82	126	18	46	3,747
**DUBLIN / BAILE ÁTHA CLIATH	18	4	9	11	92	5	1,364
*GALWAY / GAILLIMH	88	20	47	588	48	55	5,857
KERRY / CIARRAÍ	60	38	124	229	35	61	4,118
KILDARE / CILL DARA	24	8	15	59	51	19	2,195
KILKENNY / CILL CHAINNIGH	31	40	99	133	35	44	3,674
LAOIS / LAOIS	41	6	11	252	21	20	2,862
LEITRIM / LIATROIM	22	5	17	39	13	23	1,125
*LIMERICK / LUIMNEACH	87	19	68	346	34	21	3,604
LONGFORD / AN LONGFORT	37	15	22	57	13	25	1,397
LOUTH / LÚ	6	4	3	31	38	12	1,158
MAYO / MAIGH EO	140	4	69	334	46	33	5,353
MEATH / AN MHÍ	24	24	35	77	33	33	2,766
MONAGHAN / MUINEACHÁN	23	9	15	62	25	12	2,063
OFFALY / UÍBH FHAILÍ	64	9	15	192	36	28	2,622
ROSCOMMON / ROS COMÁIN	83	15	78	282	13	27	2,753
SLIGO / SLIGEACH	55	2	32	181	44	10	1,803
TIPPERARY COUNTY COUNCIL / COMHAIRLE CONTAE TIOBRAID ÁRANN	84	16	57	366	41	43	5,538
*WATERFORD / PORT LÁIRGE	25	10	28	95	20	21	2,250
WESTMEATH / AN IARMHÍ	69	27	45	152	26	28	2,309
WEXFORD / LOCH GARMAN	90	40	106	82	64	49	4,165
WICKLOW / CILL MHANTÁIN	23	14	15	67	24	19	1,697
TOTAL / IOMLÁN	1,242	488	1,350	4,570	1,025	839	83,069

* City and County / * Cathrach agus Contae

** City and County including Dun Laoghaire-Rathdown County Council and Fingal County Council / Cathrach agus Contae áirítear

Table 12. Number of Motor Cycles by Make in each Licensing Authority Area.

Tábla 12. An Líon Gluaisrothair de réir Déanaimh i ngach Ceantar Údarás Cheadúnaithe.

Licensing Authority / Údarás Cheadúnaithe	MAKE / DÉANAMH											
	APRILIA	BMW	DUCATI	GILERA	HARLEY DAVIDSON	HONDA	HYOSUN	KAWASAKI	KEEWAY	KTM	MBK	MOTO-GUZZI
CARLOW / CEATHARLACH	3	41	5	1	33	177	2	41	5	5	2	1
CAVAN / AN CABHÁN	4	27	3	0	10	172	1	32	0	2	0	0
CLARE / AN CLÁR	10	105	13	1	41	265	1	62	2	9	1	5
*CORK / *CORCAIGH	52	650	65	4	284	1,561	9	345	74	67	17	24
DONEGAL / DÚN NA NGALL	6	67	7	0	36	236	2	41	0	8	0	4
*DUBLIN / *BAILE ÁTHA CLIATH	149	1,226	217	56	397	3,389	49	696	47	130	73	24
*GALWAY / *GAILLIMH	18	135	17	0	72	407	6	82	2	10	1	6
KERRY / CIARRAÍ	6	114	6	2	58	361	0	83	5	9	6	5
KILDARE / CILL DARA	23	231	26	4	77	552	6	161	4	14	1	4
KILKENNY / CILL CHAINNIGH	8	57	11	0	62	284	4	76	2	12	3	4
LAOIS / LAOIS	9	58	9	1	27	149	1	47	5	5	0	1
LEITRIM / LIATROIM	0	10	2	0	10	58	1	9	0	1	1	0
*LIMERICK / LUIMNEACH	8	136	8	0	102	495	3	106	9	14	1	4
LONGFORD / AN LONGFORT	3	23	1	0	3	85	1	18	0	2	0	1
LOUTH / LÚ	10	74	16	1	40	224	4	55	1	2	4	2
MAYO / MAIGH EO	2	89	7	0	29	180	1	61	1	2	1	0
MEATH / AN MHÍ	21	177	27	0	71	560	4	126	6	12	2	4
MONAGHAN / MUINEACHÁN	3	18	2	0	14	101	2	33	1	2	1	1
OFFALY / UÍBH FHAILÍ	6	72	4	0	29	221	2	55	0	4	2	1
ROSCOMMON / ROS COMÁIN	3	39	5	1	10	111	1	18	0	0	0	0
SLIGO / SLIGEACH	4	37	7	2	23	131	3	33	1	7	3	3
TIPPERARY COUNTY COUNCIL / COMHAIRLE CONTAE TIOBRAID ÁRANN	7	110	14	4	115	413	2	119	6	14	3	5
*WATERFORD / PORT LÁIRGE	11	87	14	2	126	342	2	78	19	10	4	1
WESTMEATH / AN IARMHÍ	2	47	7	0	31	189	0	65	2	4	2	2
WEXFORD / LOCH GARMAN	15	139	15	1	79	473	2	100	11	12	3	2
WICKLOW / CILL MHANTÁIN	23	192	26	3	47	459	5	108	4	19	3	8
TOTAL / IOMLÁN	406	3,961	534	83	1,826	11,595	114	2,650	207	376	134	112

* City and County / * Cathrach agus Contae

** City and County including Dun Laoghaire-Rathdown County Council and Fingal County Council / Cathrach agus Contae áirítear Comhairle Contae Dhún Laoghaire-Ráth an Dúin agus Comhairle Contae Fhine Gall

Table 12. (continued) Number of Motor Cycles by Make in each Licensing Authority Area.
Tábla 12. (ar lean) An Líon Gluaisrothair de réir Déanamh i ngach Ceantar Údarás Cheadúnaithe.

Licensing Authority / Údarás Cheadúnaithe	MAKE / DÉANAMH								TOTAL / IOMLÁN
	PEUGEOT	PIAGGIO	SUZUKI	TRIUMPH	VESPA	YAMAHA	OTHER MAKES / DÉANAMH EILE	MAKE UNSPECIFIED / DÉANAMH NEAMHSHRO- NAITHE	
CARLOW / CEATHARLACH	2	7	72	7	5	94	14	2	519
CAVAN / AN CABHÁN	0	2	88	6	2	48	12	3	412
CLARE / AN CLÁR	3	3	129	34	4	116	29	5	838
*CORK / CORCAIGH	30	25	866	112	6	729	95	46	5,061
DONEGAL / DÚN NA NGALL	1	4	143	15	1	130	37	4	742
**DUBLIN / BAILE ÁTHA CLIATH	77	445	1821	245	58	2017	374	70	11,560
*GALWAY / GAILLIMH	3	12	289	28	3	199	36	8	1,334
KERRY / CIARRAÍ	2	5	181	14	1	155	23	7	1,043
KILDARE / CILL DARA	3	26	340	59	10	265	33	22	1,861
KILKENNY / CILL CHAINNIGH	5	4	121	29	0	138	27	3	850
LAOIS / LAOIS	2	5	98	14	1	65	2	3	502
LEITRIM / LIATROIM	0	1	30	3	0	27	3	0	156
*LIMERICK / LUIMNEACH	2	6	251	24	3	201	20	13	1,406
LONGFORD / AN LONGFORT	0	2	36	3	0	29	6	1	214
LOUTH / LÚ	8	17	150	17	3	120	22	5	775
MAYO / MAIGH EO	2	2	106	12	0	84	22	2	603
MEATH / AN MHÍ	2	12	230	37	2	242	31	10	1,576
MONAGHAN / MUINEACHÁN	3	1	55	6	0	46	13	2	304
OFFALY / UÍBH FHAILÍ	3	2	121	11	1	75	13	5	627
ROSCOMMON / ROS COMÁIN	0	0	51	4	1	52	12	0	308
SLIGO / SLIGEACH	5	4	66	6	0	59	9	6	409
TIPPERARY COUNTY COUNCIL / COMHAIRLE CONTAE TIOBRAID ÁRANN	2	5	231	30	2	209	19	8	1,318
*WATERFORD / PORT LÁIRGE	5	16	207	23	16	166	31	26	1,186
WESTMEATH / AN IARMHÍ	3	2	108	12	0	81	13	2	572
WEXFORD / LOCH GARMAN	6	5	231	24	1	220	31	12	1,382
WICKLOW / CILL MHANTÁIN	1	14	215	47	3	200	29	10	1,416
TOTAL / IOMLÁN	170	627	6,236	822	123	5,767	956	275	36,974

* City and County / * Cathrach agus Contae

** City and County including Dun Laoghaire-Rathdown County Council and Fingal County Council / Cathrach agus Contae áirítear Comhairle Contae Dhún Laoghaire-Ráth an Dúin agus Comhairle Contae Fhine Gall

Table 13. Number of Vehicles by Taxation Class and type of Fuel.
 Tábla 13. An Líon Feithiclí de réir Aicme Cánachais agus cineál Breosla.

Taxation Class / Aicme Cánachais	PETROL / PEITREAL	DIESEL / DÍOSAL	PETROL & ELECTRIC / PEITREAL & LEICTREACH	PETROL & ETHANOL / PEITREAL & EATÁNÓL	ELECTRIC/ LEICTREACH	OTHER / EILE	TOTAL / IOMLÁN
Private Cars / Carranna Priobháideacha	1,099,453	864,925	10,185	9,175	1,083	309	1,985,130
Goods Vehicles / Feithiclí Earraí	708	329,701	40	2	69	21	330,541
Agricultural Tractors / Tarracóirí Talmhaíochta	138	81,882			4	22	82,046
Motorcycles / Gluaisrothair	36,901	28		1	43	1	36,974
Small Public Service Vehicles / Feithiclí Seirbhíse Poiblí Beaga	5,010	16,533	414	13	4	3	21,977
Exempt Vehicles / Feithiclí Díolmhaithe	7,348	21,347	164	51	22	4	28,936
Vintage Vehicles / Feithiclí Seanré	19,882	26,359	1	32	2	49	46,325
Motor Caravans / Mótarcharbháin	249	10,005				3	10,257
Large Public Service Vehicles / Feithiclí Seirbhíse Poiblí Móra	16	9,243					9,259
Mobile Machines / Meaisíní Soghluaiste	8	5,434	5		2	1	5,450
Excavators, Trench Diggers etc. / Tochtalóirí, Tochtalóirí Trinsí etc.	1	6,080				3	6,084
Small Dumpers & Forklift Truck / Dumpálaithe beaga & Trucail Ardaithe	6	2,655			21	15	2,697
General Haulage Tractors/Tarracóirí Iompair Ginearálta	213	809			1		1,023
Schoolbuses / Busanna Scoile	4	766					770
Hearses / Eileatrim	581	365					946
Youth/Community Buses / Busanna Óige/Pobail	1	846					847
Island Vehicles / Feithiclí Oileán	190	810					1,000
Off Road Dumpers / Dumpálaithe den Bhóthar		32					32
TOTAL / IOMLÁN	1,170,709	1,377,820	10,809	9,274	1,251	431	2,570,294

Figure 3. National Vehicle Fleet by Type of Fuel.
 Figiúr 3. An Flít Feithiclí Náisiúnta de Réir Cineál Breola.

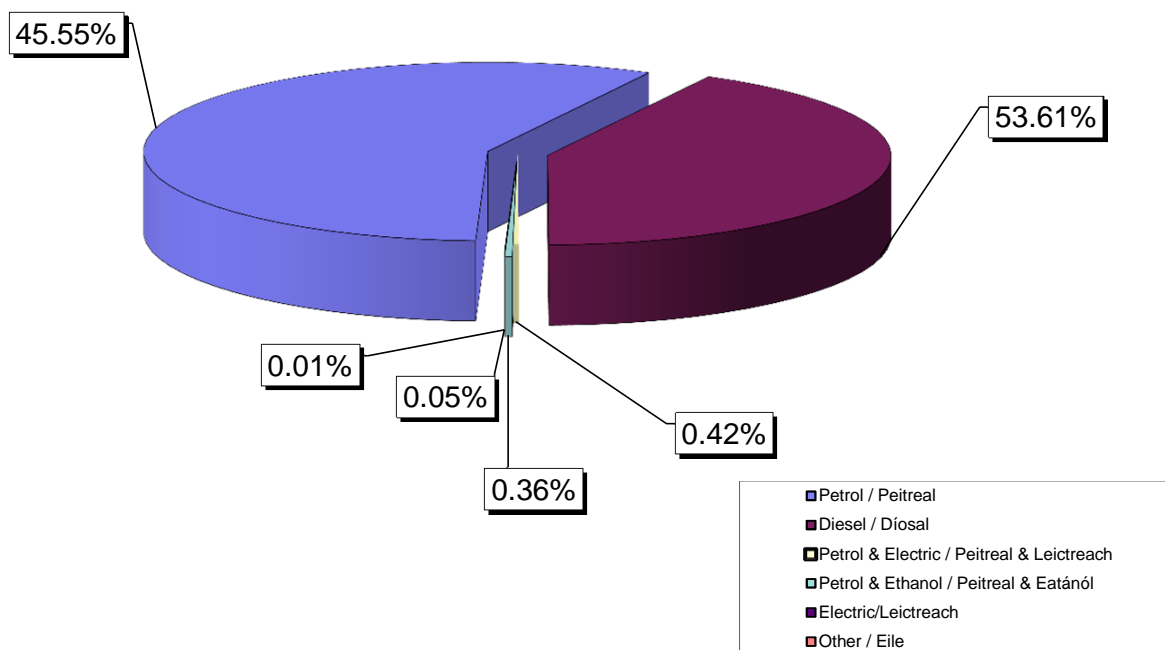


Table 14. Age of Private Cars by Engine Capacity and CO₂ Emissions.

Table 14. Aois Carranna Príobháideacha de réir Toilleadh Innill agus Astaíochta CO₂.

Cubic Centimetres / Ceintiméadair Ciúbacha CO ₂ Emissions/Astaíochta CO ₂			
Year First Licensed / An bhliain ar ceadúnaíodh ar dtús	Engine CC	CO ₂	Total / Iomlán
2015	1,375	114,582	115,957
2014	993	91,958	92,951
2013	721	76,944	77,665
2012	910	92,597	93,507
2011	1,080	112,398	113,478
2010	930	117,625	118,555
2009	1,140	84,743	85,883
2008	58,611	124,057	182,668
2007	178,177		178,177
2006	170,203		170,203
2005	160,976		160,976
2004	136,071		136,071
2003	113,654		113,654
2002	97,950		97,950
2001	75,848		75,848
2000	77,243		77,243
1999 and earlier years / 1999 agus na blianta roimhe sin	94,344		94,344
TOTAL / IOMLÁN	1,170,226	814,904	1,985,130

Figure 4. Age of Private Cars.
Figúir 4. Aois Carranna Príobháideacha

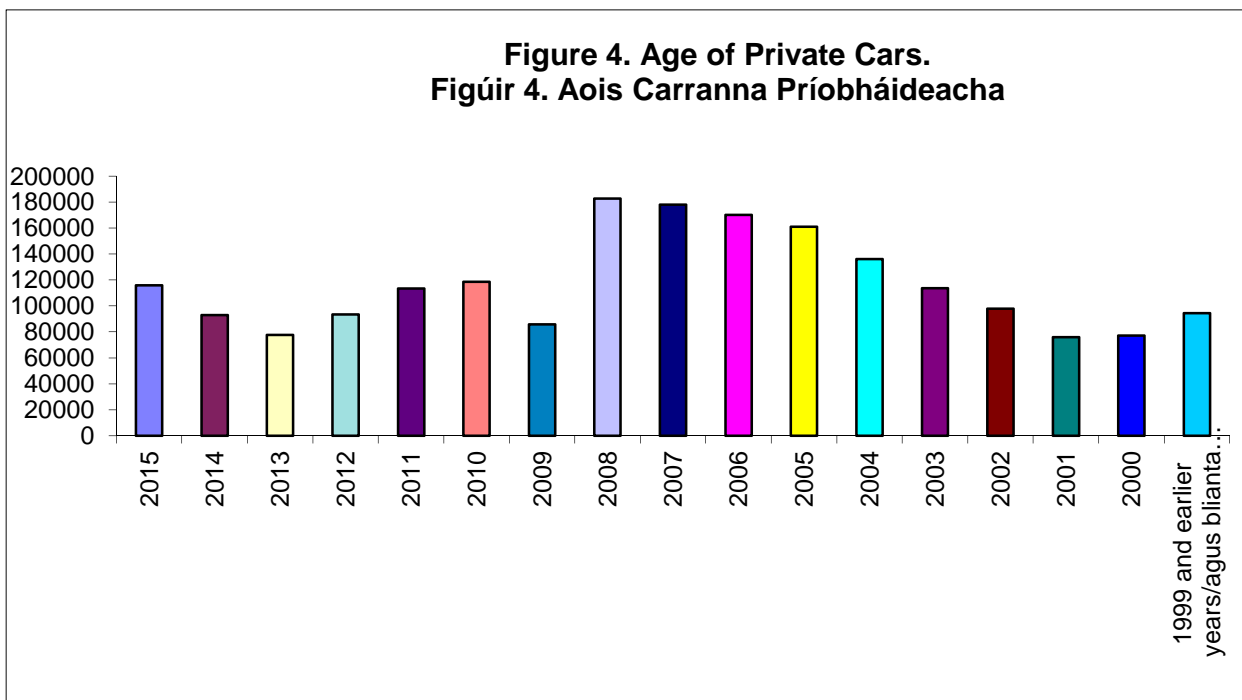
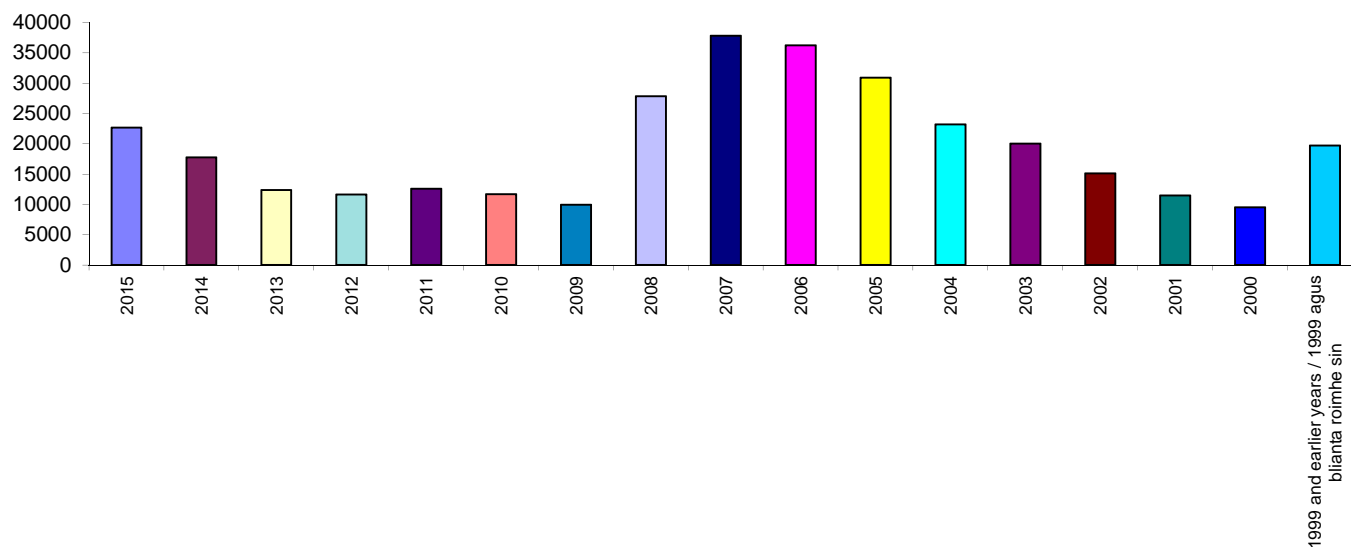


Table 15. Age of Goods Vehicles.
Tábla 15. Aois Feithiclí Earraí.

Year First Licensed / An Chéad Bhliain a Ceadúnaíodh	Number of Vehicles / An Líon Feithiclí
2015	22,685
2014	17,731
2013	12,379
2012	11,610
2011	12,587
2010	11,686
2009	9,963
2008	27,854
2007	37,806
2006	36,231
2005	30,884
2004	23,205
2003	20,030
2002	15,125
2001	11,495
2000	9,541
1999 and earlier years/1999 agus blianta roimhe sin	19,729
TOTAL / IOMLÁN	330,541

Figure 5. Age of Goods Vehicles.
Figúr 5. Aois Feithiclí Earraí.



Section 2 / Cuid 2

New Vehicles First Licensed in 2015 / Feithiclí Nua a Ceadúnú ar dtús i 2015.

Table 16. Number of New Vehicles Licensed in 2015 broken down by Taxation Class.

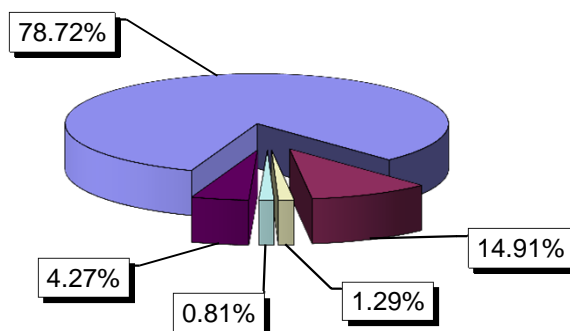
Tabla 16. An Líon Feithiclí Nua a Ceadúnú i 2015 briste síos de réir Aicme Cánachais.

Taxation Class / Aicme Cánachais	Number Licensed in 2014 / An Líon a Ceadúnaíodh i 2015
Private Cars / Carranna Príobháideacha	121,110
Goods Vehicles / Feithiclí Earraí	22,939
Tractors / Tarracóirí	1,986
Motor Cycles / Gluaisrothair	1,244
Exempt Vehicles / Feithiclí Díolmhaithe	5,234
Small Public Service Vehicles / Feithiclí Seirbhíse Poiblí Beaga	343
Large Public Service Vehicles / Feithiclí Seirbhíse Poiblí Móra	418
Mobile Machines, Fork Lift Trucks, Excavators and Trench Diggers etc. / Meaisíní Soghluaiste, Trucail Ardaithe, Tochtóirí, agus Tochtóirí Trinse etc.	409
*Other Classes / *Aicmí Eile	167
TOTAL / IOMLÁN	153,850

*Includes School Buses, Hearses, Dumpers and Combine Harvesters.

* Áirítear leo seo Busanna Scoile, Eileatram, Dumpálaithe agus Comhbhuaintoirí.

Figure 6. New Vehicles Licensed in 2015 by Taxation Class.
 Figiúr 6. Feithiclí Nua Ceadúnaithe i 2015 de réir Aicme Cánachais.



- Private Cars / Carranna Príobháideacha
- Goods Vehicles / Feithiclí Earraí
- Tractors / Tarracóirí
- Motor Cycles / Gluaisrothair
- Others / Eile

Table 17. New Private Cars by Make Licensed in 2015. / Tabla 17. Carranna Píobháideacha Nua de réir Déanaimh a Ceadúnú I 2015.

MAKE / DÉANAMH	TOTAL / IOMLÁN	MAKE / DÉANAMH	TOTAL / IOMLÁN
Alfa Romeo	43	Mini	654
Audi	5,062	Mitsubishi	877
B.M.W.	4,651	Nissan	10,843
Citroen	1,880	Opel	7,326
Dacia	3,660	Peugeot	3,449
Fiat	670	Porsche	84
Ford	11,823	Renault	6,110
Honda	1,416	Seat	2,514
Hyundai	10,743	Skoda	7,427
Jaguar	262	Ssangyong	88
Jeep	77	Subaru	185
Kia	5,288	Suzuki	865
Landrover	924	Toyota	12,409
Lexus	494	Volkswagen	15,016
Mazda	2,173	Volvo	1,515
Mercedes Benz	2,525	Other Makes	57
		Total / Iomlán	121,110

Table 18. Number of New Vehicles Licensed in 2015 by Taxation Class and Type of Fuel.

Tábla 18. An Líon Feithiclí Nua a Ceadúnú i 2015 de réir Aicme Cánachais agus Cineál Breosla.

TAXATION CLASS / AICME CÁNACHAIS	TYPE OF FUEL / CINEÁL BREOSLA						TOTAL / IOMLÁN
	PETROL / PEITREAL	DIESEL / DÍOSAL	PETROL & ELECTRIC / PEITREAL & LEICTREACH	PETROL & ETHANOL / PEITREAL & EATÁNÓL	ELECTRIC / LEICTREACH	OTHER / EILE	
Private Cars / Carranna Príobháideacha	32,963	86,103	1,354		476	214	121,110
Goods Vehicles / Feithiclí Earraí	2	22,924			12	1	22,939
Exempt Vehicles / Feithiclí Díolmhaithe	896	4,288	48			2	5,234
Motor Cycles / Gluaisrothair	1,237	2			5		1,244
Tractors / Tarracóirí	2	1,984					1,986
Mobile Machines, Fork Lift Trucks / Meaisíní Soghluaiste, Trucail Ardaíthe		407			2		409
Small Public Service Vehicles / Feithiclí Seirbhíse Poiblí Beaga	5	335			2	1	343
Large Public Service Vehicles / Feithiclí Seirbhíse Poiblí Móra		418					418
*Other Classes / *Aicmí Eile	5	162					167
Total / Iomlán	35,110	116,623	1,402	0	497	218	153,850

*Includes School Buses, Hearses, Dumpers and Combine Harvesters. / * Áirítear leo seo Busanna Scoile, Eileatrim, Dumpálaithe agus Comhbhuaintoirí.

Table 18a. Number of New Private Cars Licensed in 2015 by Co₂ Emission Band and Type of Fuel.

Tábla 18a. An Líon Feithiclí Nua a Ceadúnú i 2015 de réir Astaíochta Co₂ Banda agus Cineál Breosla.

EMISSION BAND / ASTAÍOCHTA BANDA	TYPE OF FUEL / CINEÁL BREOSLA						TOTAL / IOMLÁN
	PETROL / PEITREAL	DIESEL / DÍOSAL	PETROL & ELECTRIC / PEITREAL & LEICTREACH	PETROL & ETHANOL / PEITREAL & EATÁNÓL	ELECTRIC / LEICTREACH	OTHER / EILE	
A	21,706	63,447	1,151		476	190	86,970
B	10,473	17,810	192			24	28,499
C	515	2,604	9				3,128
D	154	1,091	1				1,246
E	39	648					687
F	47	436	1				484
G	26	31					57
Not available* Níl ar fáil*	3	36					39
Total / Iomlán	32,963	86,103	1,354	0	476	214	121,110

* These vehicles were not registered in VRT Category A and motor tax is charged on basis of engine capacity.

* Níor cláraíodh na feithiclí seo mar VRT Catagóir A agus gearrtar an cáin mótar bunaithe ar toilleadh innill.

Table 19. Number of Vehicles Licensed for the first time 2005 - 2015 by Taxation Class.
Tábla 19. An Líon Feithiclí a Ceadúnú don chéad uair 2005 - 2015 de réir Aicme Cánachais.

Taxation Class / Aicme Cánachais	2005	2006	2007	2008	2009	2010	2011	2012	2013	2014	2015
New Vehicles / Feithiclí Nua											
Private Cars/Carranna Príobháideacha	166,270	173,273	180,754	146,470	54,432	84,907	86,932	76,256	71,348	92,361	121,110
Goods Vehicles / Feithiclí Earraí	38,396	43,619	46,043	31,459	10,051	10,510	11,188	10,855	11,024	16,254	22,939
Tractors / Tarracóirí	3,168	3,687	4,442	4,154	1,883	1,359	1,731	1,996	4,403	2,186	1,986
Motor Cycles/Gluaisrothair	3,240	3,206	3,522	3,194	1,879	1,321	1,102	955	878	960	1,244
Exempt Vehicles/Feithiclí Díolmhaithe	4,851	6,169	7,422	6,286	3,690	4,207	4,014	3,930	3,955	4,762	5,234
Public Service Vehicles / Feithiclí Seirbhíse Poiblí											
Small / Beag	902	1,033	1,283	893	190	193	195	275	160	237	343
Large / Mór	498	699	673	721	303	113	102	256	218	280	418
Excavators, Trench Diggers and Machines or Contrivances / Tochtóirí, Tochtóirí Trinse agus Measíní nó Gléasanna eile	1,359	1,327	1,445	906	409	222	294	409	606	399	409
Other Classes / Aicmí Eile	600	714	862	734	288	244	203	161	295	213	167
TOTAL / IOMLÁN	219,284	233,727	246,446	194,817	73,125	103,076	105,761	95,093	92,887	117,652	153,850
Imported Used Vehicles / Feithiclí Úsáide Allmhairithe											
Private Cars/Carranna Príobháideacha	38,207	54,244	58,719	60,091	49,464	39,103	41,149	38,469	49,762	52,863	47,217
Goods Vehicles / Feithiclí Earraí	11,590	15,228	14,785	13,133	13,761	8,207	5,227	4,731	7,533	9,074	8,352
Tractors / Tarracóirí	3,327	3,601	3,492	3,412	2,845	2,194	2,537	1,781	6,598	2,357	1,787
Other Classes / Aicmí Eile	8,176	9,340	10,554	11,104	10,194	7,838	6,103	4,959	7,263	5,974	5,317
TOTAL / IOMLÁN	61,300	82,413	87,550	87,740	76,264	57,342	55,016	49,940	71,156	70,268	62,673
TOTAL ALL CLASSES / IOMLÁN AICMÍ AR FAD	280,584	316,140	333,996	282,557	149,389	160,418	160,777	145,033	164,043	187,920	216,523

Table 20. Number of New Vehicles First Licensed 2005 - 2015 in each Licensing Authority Area.
 Tábla 20. An Líon Feithiclí Nua a Ceadúnú don chéad uair 2005 - 2015 i ngach Ceantar Údarás Cheadúnaithe.

Licensing Authority / Údarás Cheadúnaithe	2005	2006	2007	2008	2009	2010	2011	2012	2013	2014	2015
CARLOW / CEATHARLACH	2,523	2,919	3,268	2,619	959	1,371	1,357	1,149	1,152	1,461	1,828
CAVAN / AN CABHÁN	2,989	3,241	3,465	2,676	929	1,285	1,315	1,153	1,112	1,405	1,927
CLARE / AN CLÁR	4,783	5,119	5,526	4,470	1,451	2,356	2,377	1,869	1,795	2,431	3,305
*CORK / CORCAIGH	28,568	30,114	31,767	25,026	10,031	14,544	14,385	11,141	10,706	13,794	18,964
DONEGAL / DÚN NA nGALL	5,024	5,446	6,014	4,465	1,828	2,909	2,515	2,193	2,051	2,723	3,643
**DUBLIN / BAILE ÁTHA CLIATH	70,492	72,997	76,716	60,159	24,070	30,997	34,501	34,268	33,668	42,048	54,021
*GALWAY / GAILLIMH	9,463	10,265	10,839	8,403	2,940	4,560	4,571	3,701	3,670	4,493	6,481
KERRY / CIARRAÍ	4,865	5,412	5,651	4,513	1,694	2,705	2,508	2,193	1,953	2,554	3,420
KILDARE / CILL DARA	10,004	10,651	11,130	8,697	2,902	4,152	4,267	3,693	3,767	4,927	6,503
KILKENNY / CILL CHAINNIGH	4,053	4,415	4,996	3,910	1,417	2,072	2,143	1,864	1,825	2,213	2,923
LAOIS / LAOIS	3,028	3,134	3,509	3,034	974	1,408	1,416	1,131	1,192	1,399	1,826
LEITRIM / LIATROIM	994	1,182	1,223	940	355	529	542	450	445	521	740
*LIMERICK / LUIMNEACH	9,147	9,547	10,133	8,577	3,457	4,495	4,873	3,713	3,371	4,496	5,663
LONGFORD / AN LONGFORT	1,494	1,523	1,776	1,381	519	677	723	602	552	655	858
LOUTH / LÚ	5,150	5,647	6,018	4,725	1,818	2,562	2,469	2,067	1,824	2,568	3,393
MAYO / MAIGH EO	5,458	5,962	5,780	4,314	1,586	2,293	2,195	1,961	1,929	2,311	3,085
MEATH / AN MHÍ	8,933	9,456	9,996	7,641	2,553	3,584	3,398	2,933	2,854	3,682	5,006
MONAGHAN / MUINEACHÁN	2,381	2,726	2,705	2,071	719	1,138	1,110	979	947	1,116	1,525
OFFALY / UÍBH FHAILÍ	3,244	3,516	3,751	3,038	952	1,417	1,303	1,223	1,227	1,485	1,939
ROSCOMMON / ROS COMÁIN	3,670	3,533	4,154	3,277	1,449	2,142	2,369	3,203	3,717	4,253	4,877
SLIGO / SLIGEACH	2,657	2,835	2,918	2,359	907	1,280	1,246	1,063	984	1,220	1,572
TIPPERARY COUNTY COUNCIL / COMHAIRLE CONTAE TIOBRAID ÁRANN	6,861	7,493	8,048	6,566	2,276	3,388	3,334	3,003	2,782	3,481	4,407
*WATERFORD / PORT LÁIRGE	6,638	7,241	7,291	6,404	1,925	2,985	3,029	2,801	2,530	3,636	4,457
WESTMEATH / AN IARMHÍ	3,537	4,028	4,201	3,147	1,140	2,041	1,842	1,689	1,729	2,084	2,595
WEXFORD / LOCH GARMAN	7,516	8,927	8,789	7,121	2,481	3,636	3,657	3,031	3,172	4,133	5,379
WICKLOW / CILL MHANTÁIN	5,812	6,398	6,782	5,284	1,793	2,550	2,316	2,020	1,933	2,563	3,513
TOTAL / IOMLÁN	219,284	233,727	246,446	194,817	73,125	103,076	105,761	95,093	92,887	117,652	153,850

*City and County / Cathrach agus Contae

** City and County including Dun Laoghaire-Rathdown County Council and Fingal County Council / Cathrach agus Contae áirítear Comhairle Contae Dhún Laoghaire-Ráth an Dúin agus Comhairle Contae Fhine Gall

Driving Licences Current on 31st December, 2015 by Type in each Licensing Authority
Ceadúnais Tiomána Reatha amhail an 31ú Nollaig, 2015 de réir cineál i ngach Ceantar Ceadúnaithe

Licensing Authority / Údarás Ceadúnaithe	Learner Permit Licences / Ceadúnais Foghlaimoora	Annual Licences / Ceadúnais Bhliantúla	Triennial Licences / Ceadúnais Trí Bliana	10 Year Licences / Ceadúnais 10 mbliana	Total Number of Driving Licences / An Líon iomlán Ceadúnais Tiomána
County / Contae					
CARLOW / CEATHARLACH	3,530	184	3,128	30,432	37,274
CAVAN / AN CABHÁN	4,154	150	4,148	37,078	45,530
CLARE / AN CLÁR	5,651	315	7,378	63,714	77,058
*CORK / *CORCAIGH	26,900	1,166	30,694	267,488	326,248
DONEGAL / DÚN NA nGALL	6,946	445	9,466	81,356	98,213
*DUBLIN / *BAILE ÁTHA CLIATH	68,976	2,762	62,357	551,615	685,710
*GALWAY / *GAILLIMH	11,561	479	13,876	130,384	156,300
KERRY / CIARRAÍ	7,119	309	9,740	77,344	94,512
KILDARE / CILL DARA	12,063	324	8,883	107,641	128,911
KILKENNY / CILL CHAINNIGH	5,323	336	5,490	47,571	58,720
LAOIS / LAOIS	4,396	263	3,712	37,138	45,509
LEITRIM / LIATROIM	1,541	127	2,171	17,193	21,032
LIMERICK / LUIMNEACH	9,164	534	10,978	96,471	117,147
LONGFORD / AN LONGFORT	2,127	80	2,383	19,477	24,067
LOUTH / LÚ	6,323	261	6,167	57,859	70,610
MAYO / MAIGH EO	6,310	352	8,598	69,209	84,469
MEATH / AN MHÍ	9,597	303	8,810	95,415	114,125
MONAGHAN / MUINEACHÁN	2,812	156	3,491	33,046	39,505
OFFALY / UÍBH FHAILÍ	4,199	253	4,013	38,479	46,944
ROSCOMMON / ROS COMÁIN	2,959	169	4,525	34,062	41,715
SLIGO / SLIGEACH	2,738	225	4,305	34,581	41,849
TIPPERARY / TIOBRAID ÁRANN	9,066	514	10,489	82,412	102,481
WATERFORD / PORT LÁIRGE	5,974	221	7,050	57,851	71,096
WESTMEATH / AN IARMHÍ	4,763	212	4,669	44,113	53,757
WEXFORD / LOCH GARMAN	8,375	714	9,187	75,573	93,849
WICKLOW / CILL MHANTÁIN	7,875	375	7,947	71,241	87,438
TOTAL / IOMLÁN	240,442	11,229	253,655	2,258,743	2,764,069
Change from 31st December 2014 return					
Athrú ó aiscur 31ú Nollaig 2014	4,564	1,083	-5,679	53,437	53,405

* The Road Safety Authority assumed responsibility on the 29th October 2013 as the Licensing Authority for issuing of driving licences. / Ghlac an tÚdarás um Shábháilteacht ar Bhóithre freagrach ar an 29 Deireadh Fómhair 2013 mar an tÚdarás Ceadúnaithe a eisiúint ceadúnais tiomána.