

Irish Bulletin of Vehicle and Driver Statistics

Ráiteas Staidrimh na hÉireann maidir le Feithiclí agus Tiománaithe



2014



**An Roinn Iompair
Turasóireachta agus Spóirt**

Department of Transport, Tourism and Sport



**Irish Bulletin of
VEHICLE AND DRIVER STATISTICS
2014**

**Ráiteas Staidrimh na hÉireann
MAIDIR LE FEITHICLÍ AGUS TIOMÁNAITHE
2014**

**Copies available from
Dept. of Transport, Tourism and Sport website:**

www.dttas.ie

**Cóipeanna ar fail ó
shuíomh gréasáin na
Roinne Iompair Turasoíreachta agus Spóirt:**

**When statistics from this Bulletin are
used or published the source should be
acknowledged.**

**Ba choir aitheantas a thabhairt don
fhoinse seo má úsáidtear nó má
fhoilsítear staidrimh ón Ráiteas seo.**



**An Roinn Iompair
Turasoíreachta agus Spóirt**
Department of Transport, Tourism and Sport

Contents

Introduction	Page
Key Statistics	1 - 2
Section 1: Mechanically propelled Vehicles under Current Licence on 31st December, 2014	
Vehicle Statistics 1988 - 2014	3
Number of Mechanically Propelled Vehicles by Taxation Class	4
Number of Private Cars by Engine Capacity & CO ₂ Emissions	5
Number of Goods Vehicles by Unladen Weight	6
Number of Private Cars by Engine Capacity in each Licensing Authority area	7
Number of Private Cars by CO ₂ Emission Band in each Licensing Authority area	8
Number of Goods Vehicles by Unladen Weight in each Licensing Authority area	9
Number of Tractors by Taxation Class in each Licensing Authority area	10
Number of Motor Cycles by Engine Capacity in each Licensing Authority area	11
Number of Exempt, Public Service and other Vehicles in each Licensing Authority area	12
Number of Private Cars by Make	13
Number of Private Cars by Make in each Licensing Authority area	14 - 16
Number of Goods Vehicles by Make in each Licensing Authority area	17 - 18
Number of Tractors by Make in each Licensing Authority area	19 - 20
Number of Motor Cycles by Make in each Licensing Authority area	21 - 22
Number of Vehicles by Taxation Class and Type of Fuel	23
Age of Private Cars by Engine Capacity and CO ₂ Emissions	24
Age of Goods Vehicles	25
Section 2: New Vehicles first Licensed in 2014	
Number of New Vehicles Licensed in 2014 broken down by Taxation Class	26
New Private Cars by Make Licensed in 2014	27
Number of New Vehicles Licensed in 2014 by Taxation Class and Type of Fuel	28
Number of New Private Cars Licensed in 2014 by CO ₂ Emission Band and Type of Fuel	29
Number of Vehicles Licensed for the first time 2004 - 2014 by Taxation Class	30
Number of Vehicles Licensed for the first time 2004 - 2014 in each Licensing Authority area	31
Section 3: Driving Licences current on 31st December, 2014	
Driving Licences by Type in each Licensing Authority area	32
Figures:	
Vehicle Statistics 1988 - 2014	3
Mechanically Propelled Vehicles under Current Licence	4
National Vehicle Fleet by Type of Fuel	23
Age of Private Cars	24
Age of Goods Vehicles	25
New Vehicles Licensed in 2014 by Taxation Class	26

Clár

Réamhrá

leathanach

Príomhstaidrimh

1 - 2

Cuid 1: Feithiclí Inneallghluaiste faoi Cheadúnas Reatha amhail an 31 Nollaig, 2014

Staidrimh Feithiclí 1988 - 2014	3
An Líon Feithiclí Inneallghluaiste de réir Aicme Cánachais	4
An Líon Carranna Príobháideacha de réir Toilleadh Innill & Astaíochta CO ₂	5
An Líon Feithiclí Earraí de réir Meáchain gan Ualach	6
An Líon Carranna Príobháideacha de réir Toilleadh Innill i ngach Ceantar Údaráis Cheadúnaithe	7
An Líon Carranna Príobháideacha de réir Astaíochta CO ₂ Banda i ngach Ceantar Údaráis Cheadúnaithe	8
An Líon Feithiclí Earraí de réir Meáchain gan Ualach i ngach Ceantar Údaráis Cheadúnaithe	9
An Líon Tarracóirí de réir Aicme Cánachais i ngach Ceantar Údaráis Cheadúnaithe	10
An Líon Gluaisrothair de réir Toilleadh Innill i ngach Ceantar Údaráis Cheadúnaithe	11
An Líon Feithiclí Díolmhaithe, Seirbhíse Poiblí agus Eile i ngach Ceantar Údaráis Cheadúnaithe.	12
An Líon Carranna Príobháideacha de réir Déanaimh	13
An Líon Carranna Príobháideacha de réir Déanaimh i ngach Ceantar Údaráis Cheadúnaithe	14 - 16
An Líon Feithiclí Earraí de réir Déanaimh i ngach ceantar Údaráis Cheadúnaithe	17 - 18
An Líon Tarracóirí de réir Déanaimh i ngach ceantar Údaráis Cheadúnaithe	19 - 20
An Líon Gluaisrothair de réir Déanaimh i ngach ceantar Údaráis Cheadúnaithe	21 - 22
An Líon Feithiclí de réir Aicme Cánachais agus Cineál Breosla	23
Aois Carranna Príobháideacha de réir Toilleadh Innill & Astaíochta CO ₂	24
Aois Feithiclí Earraí	25

Cuid 2: Feithiclí Nua a Ceadúnú ar dtús i 2014

An Líon Feithiclí Nua a Ceadúnú i 2014 briste síos de réir Aicme Cánachais Carranna Príobháideacha Nua de réir Déanaimh a Ceadúnú i 2014	26
An Líon Feithiclí Nua a Ceadúnú i 2014 de réir Aicme Cánachais agus Cineál Breosla	27
An Líon Carranna Príobháideacha a Ceadúnú i 2014 de réir Astaíochta CO ₂ Banda agus Cineál Breosla	28
An Líon Feithiclí a Ceadúnú don chéad uair 2004 - 2014 de réir Aicme Cánachais	29
An Líon Feithiclí a Ceadúnú don chéad uair 2004 - 2014 i ngach ceantar Údaráis Cheadúnaithe	30
	31

Cuid 3: Ceadúnais Tiomána reatha amhail an 31ú Nollaig, 2014

Ceadúnais Tiomána de réir Cineáil i ngach ceantar Údaráis Cheadúnaithe	32
--	----

Figiúirí:

Staidrimh Feithicle 1988 - 2014	3
Feithiclí Inneallghluaiste faoi Cheadúnas Reatha	4
Flít Feithiclí Náisiúnta de réir Cineál Breosla	23
Aois Carranna Príobháideacha	24
Aois Feithiclí Earraí	25
Feithiclí Nua Ceadúnaithe i 2014 de réir Aicme Cánachais	26

Irish Bulletin of VEHICLE AND DRIVER STATISTICS 2014

INTRODUCTION

This bulletin contains a broad range of statistical tables covering:

- The size, composition, age and fuel type of licensed vehicles
- New and imported used vehicles licensed for the first time.
- Driver licensing.

The bulletin shows mainly that:

- The total number of licensed (taxed) vehicles recorded on Irish roads has exceeded 2.5 million for the first time (2,515,322). This represents an increase of 32,765 vehicles (1.32%) on the previous year. The main components of the vehicle fleet include 1,943,868 private cars, 317,378 goods vehicles, 85,042 agricultural tractors and 36,573 motorcycles [Table 2].
- In the passenger car category, the number of vehicles at 1,943,868 represents an increase from 1,910,165 in the previous year (1.76% increase) [Table 2].
- A total of 665,774 passenger cars are now taxed based on their Co2 emissions rating. This represents an increase of 127,170 (23.61%) units on the previous year figures and the CO2 based vehicles now represents 34% of the overall passenger car fleet. Nearly 80% of vehicles are in the 'A' and 'B' CO2 bands less than 141 g/km [Table 3].
- A total of 117,652 new vehicles were licensed, an increase of 24,765 (26.66%) on the previous year figure [Table 16] – this records the first increase since 2011. 70,268 imported used vehicles were licensed in 2014, a decrease of 888 (-1.25%), on the 2013 figure.
- 48.52% of vehicles use petrol while 50.71% operate on diesel [Table 13].
- 81.87% of private cars are 4 years old and over while 71.74% are 6 years old and over [Table 14]. In 2010, 75% of private cars were 4 years old and over while 56% of private cars were 6 years old and over.
- 83.73% of goods vehicles are 4 years old and over while 77.25% are 6 years old and over [Table 15].
- There were 2.71 million current driving licences at 31st December 2014. 91.3% held full licenses while the balance held learner permits [Table 21].

Bileog Nuachta Na hÉireann

Maidir le STAITISTICÍ FEITHICILE agus

TIOMÁNAÍ

2014

Réamhrá

Tá raon leathan de tháblaí staitistiúla sa bhileog nuachta seo trína bhfólaítear:

- Méid, comhdhéanamh, aois agus cineál breosla feithicilí ceadúnaithe
- Feithicilí nua agus athlámhe allmhairithe a ceadúnaíodh den chéad uair.
- Ceadúnú tiománaí

Léirítear go príomha sa bhileog nuachta:

- Gur mó ná 2.5 milliún den chéad uair líon iomlán na bhfeithicilí ceadúnaithe (a raibh cáin íoctha ina leith) a taifeadh bheith ar bhóithre na hÉireann (2,515,322). B'ionann sin agus méadú de 32,765 feithicil (1.32%) ar líon na bliana roimhe. Cuimsítear mar chomhchodanna príomha d'áireamh na bhfeithicilí: 1,943,868 gcarr phríobháideacha, 317,378 bhfeithicil earraí, 85,042 tharracóir talmhaíochta agus 36,573 ghluaisrothar [Tábla 2].
- Sa chatagóir carr paisinéara b'ionann líon na bhfeithicilí, 1,943,868. agus méadú ón 1,910,165 sa bhliain roimhe sin (ardú de 1.76%) [Tábla 2].
- Go ngearrtar cáin anois ar 665,774 charr paisinéara bunaithe ar an ráta astaithe CO₂ a bhaineann leo. Is ionann sin agus méadú de 127,170 (23.61%) aonad ar fhigiúirí na bliana roimhe agus is ionann anois líon na bhfeithicilí a ngearrtar cáin orthu bunaithe ar an ráta astaithe CO₂ agus 34% de líon iomlán na ngcarranna paisinéara. Go bhfuil nach mór 80% de na feithicilí sna bannaí 'A' agus 'B' maidir le hastuithe CO₂, i.e. níos lú ná 141 g/km [Tábla 3].
- Gur ceadúnaíodh 117,652 feithicil nua, méadú de 24,765 (26.66%) ar fhigiúr na bliana roimhe [Tábla 16] – seo é an chéad mhéadú ón mbliain 2011 i leith de réir na dtaifead. Ceadúnaíodh 70,268 bhfeithicil athlámhe allmhairithe in 2014, laghdú de 888 (-1.25%), ar an bhfigiúr in 2013.
- Baineann 48.52% de na feithicilí úsáid as peitreal agus oibríonn 50.71% ar díosail [Tábla 13].
- Go raibh 81.87% de na carranna príobháideacha 4 bliana d'aois agus níos mó agus go raibh 71.74% díobh 6 bliana d'aois agus níos mó [Tábla 14]. In 2010; bhí 75% de na carranna príobháideacha 4 bliana d'aois agus níos mó agus bhí 56% de na carranna príobháideacha 6 bliana d'aois agus níos mó.
- Go bhfuil 83.73% de na feithicilí earraí 4 bliana d'aois agus níos mó agus go bhfuil 77.25% díobh 6 bliana d'aois agus níos mó [Tábla 15].
- Go raibh 2.71 milliún ceadúnas tiomána reatha i bhfeidhm an 31 Nollaig 2014. Orthusan a raibh ceadúnas tiomána reatha acu bhí ceadúnais iomlána ag 91.3% acu agus ceadanna foghlaimeora ag an gcuid eile [Tábla 21].

Key Statistics

1 No. of Mechanically Propelled Vehicles by Taxation Class (at 31st December, 2014).

Year	Private Cars	Goods Vehicles	Agricultural Tractors etc.	Motor Cycles	Others	Total
1985	709,546	93,369	68,552	26,025	17,266	914,758
1990	796,408	143,166	72,814	22,744	19,127	1,054,259
1995	990,384	141,785	77,925	23,452	28,957	1,262,503
2000	1,319,250	205,575	73,806	30,638	52,952	1,682,221
2005	1,662,157	286,548	76,307	34,300	79,368	2,138,680
2010	1,872,715	327,096	71,457	38,145	106,974	2,416,387
2014	1,943,868	317,378	94,669	36,573	122,834	2,515,322

2 No. of Vehicles by Type of Fuel (at 31st December, 2014).

Petrol	1,220,367	48.52%
Diesel	1,275,589	50.71%
Petrol and Electric	9,073	0.36%
Petrol and Ethanol	9,389	0.37%
Others	<u>904</u>	<u>0.04%</u>
Total	2,515,322	100%

3 Age of Vehicles (at 31st December, 2014).

	Private Cars	Goods Vehicles
4 Years old and over	1,591,369 (81.87%)	265,740 (83.73%)
6 Years old and over	1,394,598 (71.74%)	245,168 (77.25%)

4 New Vehicles - First Licensed (year ending 31st December).

	2014	2013	Change
Private Cars	92,361	71,348	29.45%
Goods Vehicles	16,254	11,024	47.44%
Agricultural Tractors etc.	2,186	4,403	-50.35%
Motor Cycles	960	878	9.34%
Others	<u>5,891</u>	<u>5,234</u>	<u>12.55%</u>
Total	117,652	92,887	26.66%

5 Driving Licensing.

(a) Classification of Licences (year ending 31st December)

	2014	2009
Full	2,474,786 (91.3%)	2,362,292 (89.2%)
Learner Permit	<u>235,878 (8.7%)</u>	<u>286,115 (10.8%)</u>
Total	2,710,664 (100%)	2,648,407 (100%)

Príomhstaidrimh

1 An Líon Feithiclí Ineallghluaiste de réir Aicme Canachais (amhail an 31ú Nollaig, 2014).

Bliain	Carranna Príobháideacha	Feithiclí Earraí	Tarracóirí Taimhaíochta etc..	Gluaisrothair	Eile	Iomlán
1985	709,546	93,369	68,552	26,025	17,266	914,758
1990	796,408	143,166	72,814	22,744	19,127	1,054,259
1995	990,384	141,785	77,925	23,452	28,957	1,262,503
2000	1,319,250	205,575	73,806	30,638	52,952	1,682,221
2005	1,662,157	286,548	76,307	34,300	79,368	2,138,680
2010	1,872,715	327,096	71,457	38,145	106,974	2,416,387
2014	1,943,868	317,378	94,669	36,573	122,834	2,515,322

2 An Líon Feithiclí de réir Cineál breoisia (amhail an 31ú Nollaig, 2014).

Peitreal	1,220,367	48.52%
Díosal	1,275,589	50.71%
Peitreal agus Leictreach	9,073	0.36%
Peitreal agus Eatánal	9,389	0.37%
Eile	<u>904</u>	<u>0.04%</u>
Iomlán	2,515,322	100%

3 Aois Feithiclí (amhail an 31ú Nollaig, 2014).

	Carranna Príobháideacha	Feithiclí Earraí
4 bliana d'aois agus níos mó	1,591,369 (81.87%)	265,740 (83.73%)
6 bliana d'aois agus níos mó	1,394,598 (71.74%)	245,168 (77.25%)

4 Feithiclí Nua - Ceadúnaithe do chéad uair (bliain dár chríoch 31ú Nollaig).

	2014	2013	Athrú
Carranna Príobháideacha	92,361	71,348	29.45%
Feithiclí Earraí	16,254	11,024	47.44%
Tarracóirí Talmhaíochta etc.	2,186	4,403	-50.35%
Gluaisrothair	960	878	9.34%
Eile	<u>5,891</u>	<u>5,234</u>	<u>12.55%</u>
Iomlán	117,652	92,887	26.66%

5 Ceadúnú Tiomána

(a) Rangú Ceadúnais (bliain dár chríoch 31ú Nollaig).

	2014	2009
Iomlán	2,474,786 (91.3%)	2,362,292 (89.2%)
Ceadúnas Foghlaimeora	<u>235,878 (8.7%)</u>	<u>286,115 (10.8%)</u>
Iomlán	2,710,664 (100%)	2,648,407 (100%)

Section 1

Mechanically Propelled Vehicles under Current Licence./ Feithicilí Inneallghluaiste faoi Cheadúnas Reatha.

Table 1. Vehicle Statistics 1988 - 2014. / Tablá 1. Staidrimh Feithicilí 1988 - 2014.

Year / Bliain	Private Cars Carranna Príobháideacha	Motor Cycles Gluaisrothair	Goods Vehicles Feithicilí Earraí	Tractors, Excavators, Dumpers, etc. Tarracóirí, Tochtalóirí, Dumpalaithe, etc.	Public Service Vehicles Feithicilí Seirbhíse Poiblí		Exempt Vehicles Feithicilí Díolmhaithe	Others Eile	TOTAL IOMLÁN
					Small / Beag	Large / Mór			
1988	749,459	24,877	118,764	69,219	4,952	3,701	7,598	2,726	981,296
1989	773,396	24,492	130,020	72,707	5,061	3,834	7,238	2,812	1,019,560
1990	796,408	22,744	143,166	72,814	4,977	4,047	7,255	2,848	1,054,259
1991	836,583	24,652	148,331	75,742	5,363	4,388	7,119	3,367	1,105,545
1992	858,498	24,649	144,798	76,784	5,711	4,557	7,514	3,962	1,126,473
1993	891,027	23,921	135,225	77,115	6,144	4,835	7,874	5,097	1,151,238
1994	939,022	23,632	135,809	77,680	6,925	4,985	8,052	6,168	1,202,273
1995	990,384	23,452	141,785	77,925	8,086	5,282	8,336	7,253	1,262,503
1996	1,057,383	23,847	146,601	78,696	9,219	5,535	8,661	8,674	1,338,616
1997	1,134,429	24,424	158,158	78,405	10,340	5,845	10,336	10,393	1,432,330
1998	1,196,901	24,398	170,866	78,047	11,249	6,096	11,748	11,548	1,510,853
1999	1,269,245	26,677	188,814	75,591	13,076	6,564	12,248	15,941	1,608,156
2000	1,319,250	30,638	205,575	73,806	13,637	6,957	13,864	18,494	1,682,221
2001	1,384,704	32,913	219,510	73,719	16,547	7,084	14,965	20,242	1,769,684
2002	1,447,908	33,147	233,069	73,956	18,252	7,090	16,186	20,438	1,850,046
2003	1,507,106	35,094	251,130	76,425	19,856	7,392	17,185	23,241	1,937,429
2004	1,582,833	34,854	268,082	76,697	20,744	7,430	18,847	26,820	2,036,307
2005	1,662,157	34,300	286,548	76,307	21,888	7,625	20,321	29,534	2,138,680
2006	1,778,861	34,927	318,604	78,520	23,284	7,997	22,117	32,083	2,296,393
2007	1,882,901	37,178	345,874	80,239	26,654	8,451	24,761	35,506	2,441,564
2008	1,924,281	39,409	351,307	79,613	29,053	8,911	26,441	38,553	2,497,568
2009	1,902,429	39,552	343,940	75,318	28,284	8,556	26,954	42,627	2,467,660
2010	1,872,715	38,145	327,096	71,457	26,680	8,245	27,092	44,957	2,416,387
2011	1,887,810	36,582	320,966	71,677	25,129	8,276	27,769	46,947	2,425,156
2012	1,882,550	35,106	309,219	69,961	24,180	8,266	27,455	46,486	2,403,223
2013	1,910,165	36,623	317,849	99,122	22,964	8,488	27,682	59,664	2,482,557
2014	1,943,868	36,573	317,378	94,669	22,373	8,802	28,033	63,626	2,515,322

**Figure 1. Vehicle Statistics 1988 - 2014
Figiúr 1. Staidrimh Feithicilí 1988- 2014**

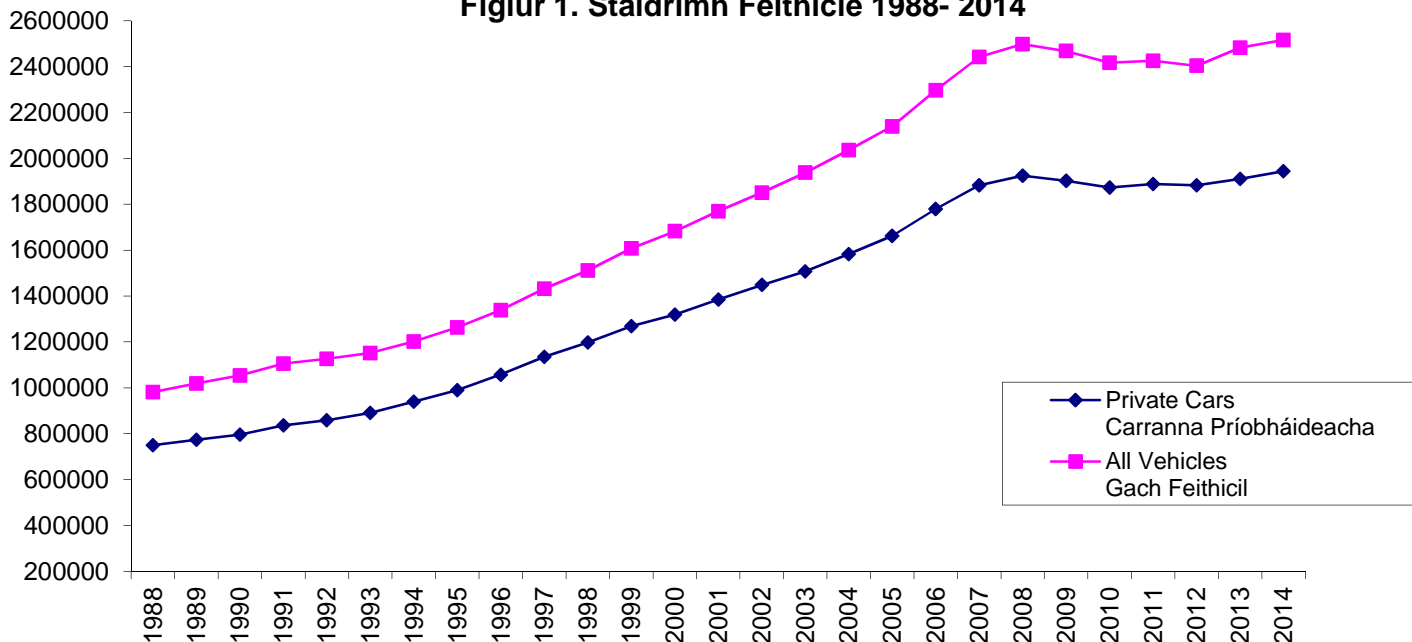
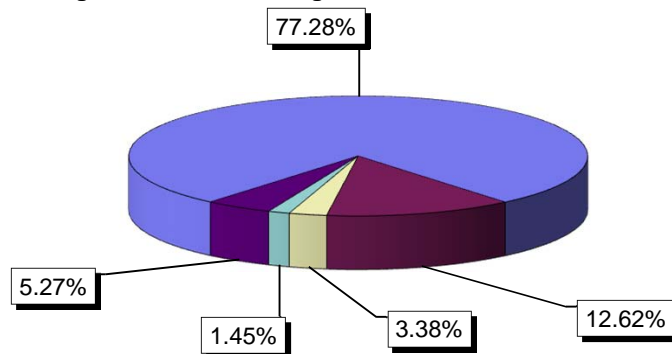


Table 2. Number of Mechanically Propelled Vehicles by Taxation Class at 31st December 2014.
(2013 figures included for comparison purposes).

Tábla 2. An Líon Feithiclí Innealghluaiste de réir Aicme Cánachais amhail an 31ú Nollaig 2014.
(figiúirí 2013 san áireamh ar mhaithe le comparáid a dhéanamh).

Taxation Class / Aicme Cánachais	2014	2013	Increase or Decrease Ardú nó Ísliú	% Increase or Decrease % Ardú nó Ísliú
Private Cars / Carranna Príobháideacha	1,943,868	1,910,165	33,703	1.76
Goods Vehicles / Feithiclí Earraí	317,378	317,849	-471	-0.15
Agricultural Tractors / Tarracóirí Talmhaíochta	85,042	89,492	-4,450	-4.97
Motorcycles / Gluaisrothair	36,573	36,623	-50	-0.14
Small Public Service Vehicles / Feithiclí Seirbhíse Poiblí Beaga	22,373	22,964	-591	-2.57
Exempt Vehicles / Feithiclí Díolmhaithe	28,033	27,682	351	1.27
Vintage Vehicles / Feithiclí Seanré	44,620	40,989	3,631	8.86
Motor Caravans / Mótarcharbháin	9,995	9,643	352	3.65
Large Public Service Vehicles / Feithiclí Seirbhíse Poiblí Móra	8,802	8,488	314	3.70
Mobile Machines / Meaisíní Soghluaiste	5,402	5,433	-31	-0.57
Excavators, Trench Diggers etc. / Tochtóirí, Tochtóirí Trinsí etc.	6,190	6,233	-43	-0.69
Small Dumpers & Forklift Truck / Dumpálaithe beaga & Trucail Ardaithe	2,627	2,545	82	3.22
General Haulage Tractors / Tarracóirí Iompair Ginearálta	781	837	-56	-6.69
Schoolbuses / Busanna Scoile	788	868	-80	-9.22
Hearses / Eileatrain	926	917	9	0.98
Youth/Community Buses / Busanna Óige/Pobail	815	797	18	2.26
Island Vehicles / Feithiclí Oileán	1,080	1,017	63	6.19
Off Road Dumpers / Dumpálaithe den Bhóthar	29	15	14	93.33
TOTAL / IOMLÁN	2,515,322	2,482,557	32,765	1.32

Figure 2. Mechanically Propelled Vehicles Under Current Licence.
Figúir 2. Feithiclí Innealghluaiste faoi Cheadúnas Reatha.



Private Cars / Carranna Príobháideacha	Goods Vehicles / Feithiclí Earraí
Agricultural Tractors / Tarracóirí Talmhaíochta	Motorcycles / Gluaisrothair
Others / Eile	

Table 3. Number of Private Cars by Engine Capacity and CO₂ Emissions.

Tábla 3. An Líon Carranna Príobhaideacha de réir Toilleach Innill & Astaíochta CO₂

Basis for Motor Tax/An Bonn Mótarchánach															GRAND TOTAL / IOMLÁN AR FAD
Cubic Centimetres/ Ceintiméadar Ciúbach	Total / Iomlán	CO ₂ Emissions Band*/Astaíochta CO ₂ Banda													
		A0	A1	A2	A3	A4	B1	B2	C	D	E	F	G	Total / Iomlán	
Not exceeding 1000 / Gan Níos mó ná 1000	107,166	488	7	3,391	6,160	11,838	4,461	509	1					26,855	134,021
1001 to/go dtí 1100	5,366				632	549	288	148						1,617	6,983
1101 to/go dtí 1200	74,034			262	3,477	9,079	15,990	20,281	171	30				49,290	123,324
1201 to/go dtí 1300	86,293			63	3,150	14,090	9,998	16,760	1,039	248				45,348	131,641
1301 to/go dtí 1400	348,129		12	3,227	9,689	11,227	19,071	14,032	16,441	5,364	57	1		79,121	427,250
1401 to/go dtí 1500	47,995		165	5,731	5,066	19,158	8,011	19,751	2,420	453	66	2		60,823	108,818
1501 to/go dtí 1600	207,924			13,417	21,276	71,440	15,812	17,315	7,022	4,203	1,804	38		152,327	360,251
1601 to/go dtí 1700	5,189			14	800	6,967	1,049	14,662	561	206	5			24,264	29,453
1701 to/go dtí 1800	77,723		8	2,054	11	451	22	6,153	7,161	5,634	1,001	230	67	22,792	100,515
1801 to/go dtí 1900	109,012		1	1	1	1,634	3,468	8,329	7,304	826	202	42		21,808	130,820
1901 to/go dtí 2000	140,399		26	1,449	1,849	25,591	21,448	45,536	33,917	10,205	3,545	702	5	144,273	284,672
2001 to/go dtí 2100	326									1	2			3	329
2101 to/go dtí 2200	17,615				1,828	986	1,961	5,021	6,519	1,980	3,432	403	11	22,141	39,756
2201 to/go dtí 2300	6,012					1	3	1,118	1,488	1,554	859	19	4	5,046	11,058
2301 to/go dtí 2400	2,579		1			6	1	26	49	92	117	533	2	827	3,406
2401 to/go dtí 2500	14,628			9	239	17	9	1	1	9	66	229	26	606	15,234
2501 to/go dtí 2600	1,159											79	1	80	1,239
2601 to/go dtí 2700	2,424									61	156	50	11	278	2,702
2701 to/go dtí 2800	3,531										13	309	48	370	3,901
2801 to/go dtí 2900	125											8		8	133
2901 to/go dtí 3000	13,250						34	324	786	1,176	1,502	2,347	302	6,471	19,721
Exceeding 3000 / Níos mó ná 3000	7,215						2	403	190	6	134	409	282	1,426	8,641
TOTAL / IOMLÁN	1,278,094	488	220	29,618	54,178	173,034	101,628	170,369	85,070	32,048	12,961	5,401	759	665,774	1,943,868

* CO₂ Emissions values were introduced as a basis for the assessment of motor tax in respect of all Private Cars registered after 1st July 2008.

* Tugadh luachanna Astuithe CO₂ isteach mar bhunús don mheasúnú ar mhótarcháin I leith gach carr príobháideach a cláraíodh tar éis 1 Iúil 2008.

Table 4. Number of Goods Vehicles by Unladen Weight.
Tábla 4. An Líon Feithiclí Earraí de réir Meáchain gan Ualach.

Unladen Weight (Kilograms)/Meáchan gan Ualach (Cileagram)	Number used for carriage of goods for hire or reward 2	An líon a húsáideadh chun earraí a iompar ar cíós nó ar son luach saothair 2	Number used for carriage of licencee's goods only 3	An líon a húsáideadh chun earraí a iompar don cheadúnaí amháin 3	Total Number of Goods Vehicles (Total of Columns 2 & 3)	An líon iomlán Feithiclí Earraí (Iomlán Colúin 2 & 3)
Not Exceeding 610/Gan níos mó ná 610	71		1,637		1,708	
611 to/go dtí 813	2		125		127	
814 to/go dtí 1016	56		1,419		1,475	
1017 to/go dtí 1270	1,497		43,169		44,666	
1271 to/go dtí 1524	1,789		51,931		53,720	
1525 to/go dtí 1778	1,768		47,976		49,744	
1779 to/go dtí 2032	2,806		78,745		81,551	
2033 to/go dtí 2286	1,152		33,123		34,275	
2287 to/go dtí 2540	496		11,687		12,183	
2541 to/go dtí 2794	241		3,959		4,200	
2795 to/go dtí 3048	166		2,236		2,402	
3049 to/go dtí 3302	63		856		919	
3303 to/go dtí 3556	70		888		958	
3557 to/go dtí 3810	83		848		931	
3811 to/go dtí 4064	77		898		975	
4065 to/go dtí 5080	363		2,892		3,255	
5081 to/go dtí 6096	308		1,887		2,195	
6097 to/go dtí 7112	201		1,177		1,378	
7113 to/go dtí 8128	307		1,591		1,898	
8129 to/go dtí 9144	329		1,800		2,129	
9145 to/go dtí 10160	310		1,413		1,723	
10161 to/go dtí 11176	417		1,773		2,190	
11177 to/go dtí 12192	819		2,320		3,139	
12193 to/go dtí 13208	683		2,479		3,162	
13209 to/go dtí 14224	606		1,953		2,559	
14225 to/go dtí 15240	468		1,370		1,838	
Exceeding 15241/Níos mó ná 15241	439		1,571		2,010	
Sub-Total / Fo-iomlán	15,587		301,723		317,310	
Electrically Propelled / Leictreachas ghluaiste not exceeding 1270 kilos / gan níos mó ná 1270 exceeding 1270 kilos / níos mó ná 1270			9		9	
	2		57		59	
TOTAL / IOMLÁN	15,589		301,789		317,378	

Table 5. Number of Private Cars by Engine Capacity in each Licensing Authority Area.

Tábla 5. An Líon Carranna Príobhaideacha de réir toilleach lill i ngach Ceantar Údarásí Cheadúnaithe.

Licensing Authority / Údarás Ceadúnaithe	ENGINE CAPACITY (CUBIC CENTIMETRES)/TOILLEADH INNILL (CENTIMEADAR CIUBACH)														TOTAL / IOMLÁN
	Up to/Go dtí 900	901 - 1000	1001 - 1100	1101 - 1200	1201 - 1300	1301 - 1400	1401 - 1500	1501 - 1600	1601 - 1700	1701 - 1800	1801 - 1900	1901 - 2000	2001 - 2500	2501 and over/agus níos mó	
CARLOW / CEATHARLACH	22	1,359	76	1,099	1,192	4,647	614	2,606	59	849	2,236	1,945	523	275	17,502
CAVAN / AN CABHÁN	28	1,340	53	1,005	1,152	4,890	825	2,682	127	920	2,549	2,271	587	253	18,682
CLARE / AN CLÁR	43	2,670	120	1,619	2,105	10,497	1,522	6,273	98	1,861	3,230	3,688	1,033	500	35,259
*CORK / CORCAIGH	284	12,908	557	8,651	12,048	47,229	4,176	26,347	472	9,308	11,956	16,555	4,368	2,667	157,526
DONEGAL / DÚN NA nGALL	66	2,856	188	2,239	2,242	10,818	1,241	5,580	485	1,518	5,564	4,940	982	449	39,168
**DUBLIN / BAILE ÁTHA CLIATH	839	30,071	1,589	20,758	24,976	83,985	12,468	57,966	1,025	26,901	13,515	34,232	11,803	11,078	331,206
*GALWAY / GAILLIMH	79	4,931	303	3,117	3,792	20,119	2,746	11,237	316	3,973	7,890	8,168	2,216	1,206	70,093
KERRY / CIARRAÍ	66	3,442	121	2,245	2,845	13,525	2,066	7,960	186	2,433	4,533	4,563	1,342	672	45,999
KILDARE / CILL DARA	107	4,799	222	4,298	3,937	15,683	2,235	9,742	182	3,871	4,504	6,787	2,194	1,571	60,132
KILKENNY / CILL CHAINNIGH	62	2,173	152	1,473	1,630	7,354	1,111	4,103	107	1,298	2,708	3,031	889	433	26,524
LAOIS / LAOIS	40	1,584	70	1,038	1,248	5,091	893	3,022	116	980	2,629	2,500	707	290	20,208
LEITRIM / LIATROIM	15	713	51	480	565	2,203	352	1,114	85	352	1,582	984	226	78	8,800
*LIMERICK / LUIMNEACH	82	4,922	256	2,806	3,724	17,153	2,120	9,846	182	3,054	4,397	5,690	1,426	822	56,480
LONGFORD / AN LONGFORT	13	871	54	554	589	2,616	468	1,442	65	499	1,725	1,250	318	121	10,585
LOUTH / LÚ	47	2,520	117	2,199	1,768	8,151	1,163	4,151	119	1,517	2,713	3,119	839	638	29,061
MAYO / MAIGH EO	44	2,679	93	1,466	2,190	10,549	1,181	5,840	205	1,992	4,387	4,309	1,123	537	36,595
MEATH / AN MHÍ	71	3,422	163	3,285	2,963	12,840	2,007	7,994	203	2,970	4,936	5,843	1,865	1,326	49,888
MONAGHAN / MUINEACHÁN	12	981	74	885	837	3,872	419	1,865	177	665	2,148	1,949	447	219	14,550
OFFALY / UÍBH FHAILÍ	32	1,817	89	1,112	1,151	5,396	956	3,105	106	957	2,288	2,378	586	266	20,239
ROSCOMMON / ROS COMÁIN	23	1,252	76	812	1,144	4,821	735	2,501	86	737	2,538	1,932	552	210	17,419
SLIGO / SLIGEACH	24	1,613	101	906	1,133	5,132	678	2,805	107	845	2,073	2,037	483	206	18,143
TIPPERARY COUNTY COUNCIL / COMHAIRLE CONTAE TIOBRAID ÁRANN	87	3,914	196	2,525	2,915	13,776	2,166	7,648	199	2,314	5,304	5,665	1,551	718	48,978
*WATERFORD / PORT LÁIRGE	83	2,912	122	2,164	2,452	9,760	1,347	5,578	77	2,004	2,608	3,414	1,002	562	34,085
WESTMEATH / AN IARMHÍ	46	1,879	84	1,456	1,527	6,037	1,104	3,486	118	1,134	3,317	2,859	744	341	24,132
WEXFORD / LOCH GARMAN	121	3,595	215	3,102	3,082	11,509	1,819	6,254	142	2,007	4,258	5,123	1,381	704	43,312
WICKLOW / CILL MHANTÁIN	100	3,507	224	2,740	3,086	10,476	1,583	6,777	145	2,764	3,424	5,167	1,973	1,562	43,528
TOTAL/IOMLÁN	2,436	104,730	5,366	74,034	86,293	348,129	47,995	207,924	5,189	77,723	109,012	140,399	41,160	27,704	1,278,094

* City and County / Cathrach agus Contae

** City and County including Dun Laoghaire-Rathdown County Council and Fingal County Council / Cathrach agus Contae áirítear Comhairle Contae Dhún Laoghaire-Ráth an Dúin agus Comhairle Contae Fhine Gall

Table 5a. Number of Private Cars by CO₂ Emission Band in each Licensing Authority Area.

Tábla 5a. An Líon Carranna Príobháideacha de réir Astaíochta CO₂ Banda i ngach Ceantar Údaráis Cheadúnaithe.

Licensing Authority / Údarás Cheadúnaithe	CO ₂ EMISSIONS BAND / ASTAÍOCHTA CO ₂ BANDA													GRAND TOTAL (All Private) / IOMLÁN AR FAD (Gach Príobháideacha)
	A0	A1	A2	A3	A4	B1	B2	C	D	E	F	G	TOTAL (CO ₂) / IOMLÁN (CO ₂)	
CARLOW / CEATHARLACH	7		441	737	2,404	1,327	2,203	1,198	404	148	53	4	8,926	26,428
CAVAN / AN CABHÁN	2	4	412	826	2,808	1,519	2,593	1,472	457	156	47	2	10,298	28,980
CLARE / AN CLÁR	11	3	713	1,356	4,804	2,568	4,628	2,226	834	315	82	6	17,546	52,805
*CORK / CORCAIGH	38	10	3,583	7,036	21,490	13,052	21,139	9,722	4,172	1,426	495	54	82,217	239,743
DONEGAL / DÚN NA nGALL	3	7	818	1,685	5,679	3,417	6,028	3,082	1,006	342	104	13	22,184	61,352
**DUBLIN / BAILE ÁTHA CLIATH	205	113	8,513	14,668	42,739	26,158	43,339	20,727	9,305	4,182	2,193	378	172,520	503,726
*GALWAY / GAILLIMH	28	14	1,302	2,404	8,483	5,257	9,150	5,098	1,651	606	275	19	34,287	104,380
KERRY / CIARRAÍ	10	1	659	1,339	5,055	2,981	5,308	2,592	1,054	350	113	17	19,479	65,478
KILDARE / CILL DARA	29	5	1,430	2,625	8,435	4,844	8,469	4,364	1,533	752	342	54	32,882	93,014
KILKENNY / CILL CHAINNIGH	6	2	669	1,214	4,096	2,151	3,649	1,813	610	253	111	10	14,584	41,108
LAOIS / LAOIS	7	2	438	846	2,909	1,488	2,657	1,506	469	157	52	4	10,535	30,743
LEITRIM / LIATROIM		1	173	333	1,366	757	1,138	660	155	61	13	1	4,658	13,458
*LIMERICK / LUIMNEACH	16	3	1,116	2,228	7,286	4,631	7,039	3,435	1,379	516	190	25	27,864	84,344
LONGFORD / AN LONGFORT	1	1	225	403	1,503	832	1,405	832	199	80	25	2	5,508	16,093
LOUTH / LÚ	4	1	884	1,475	4,888	2,800	4,758	2,302	720	303	91	13	18,239	47,300
MAYO / MAIGH EO	2	3	685	1,196	4,580	2,774	4,838	2,647	811	302	82	16	17,936	54,531
MEATH / AN MHÍ	34	8	1,167	2,101	6,926	4,018	7,173	3,598	1,367	603	220	34	27,249	77,137
MONAGHAN / MUINEACHÁN	3	2	318	773	2,412	1,278	2,481	1,408	432	174	48	5	9,334	23,884
OFFALY / UÍBH FHAILÍ	2	5	450	877	2,725	1,535	2,572	1,320	440	181	45	6	10,158	30,397
ROSCOMMON / ROS COMÁIN	1	2	559	1,327	4,088	2,229	2,811	1,404	383	176	51	4	13,035	30,454
SLIGO / SLIGEACH	3	3	359	730	2,483	1,440	2,354	1,311	384	128	48	8	9,251	27,394
TIPPERARY COUNTY COUNCIL / COMHAIRLE CONTAE TIOBRAID ÁRANN	7	3	1,014	1,853	6,583	3,679	5,924	3,187	1,051	391	165	21	23,878	72,856
*WATERFORD / PORT LÁIRGE	15	3	1,046	1,546	4,678	2,782	4,678	2,096	777	312	116	12	18,061	52,146
WESTMEATH / AN IARMHÍ	7	9	587	1,081	3,524	1,932	3,415	1,700	547	196	78	12	13,088	37,220
WEXFORD / LOCH GARMAN	14	9	1,276	1,976	6,353	3,267	5,733	2,857	869	354	141	12	22,861	66,173
WICKLOW / CILL MHANTÁIN	33	6	781	1,543	4,737	2,912	4,887	2,513	1,039	497	221	27	19,196	62,724
TOTAL / IOMLÁN	488	220	29,618	54,178	173,034	101,628	170,369	85,070	32,048	12,961	5,401	759	665,774	1,943,868

* City and County / * Cathrach agus Contae

** City and County including Dun Laoghaire-Rathdown County Council and Fingal County Council / Cathrach agus Contae áirítear Comhairle Contae Dhún Laoghaire-Ráth an Dúin agus Comhairle Contae Fhine Gall

Table 6. Number of Goods Vehicles by Unladen Weight in each Licensing Authority Area.
 Tábla 6. An Líon Feithiclí Earraí de réir Meáchain gan ualach i ngach Ceantar Udaráis Cheadúnaithe.

Licensing Authority / Údarás Ceadúnaithe	Unladen Weight Expressed in Kilograms / Méachan gan Ualach (Cileagram)														TOTAL / IOMLÁN
	Electric / Leictreach:		Up to 813	814 - 1016	1017 - 1270	1271 - 1524	1525 - 2032	2033 - 4064	4065 - 8128	8129 - 9144	9145 - 10160	10161 - 11176	11177 - 12192	12193 and over/agus níos mó	
	Up to/Go dtí 1270	Exc./Os C. 1270													
CARLOW / CEATHARLACH			43	29	886	998	2,160	1,071	137	31	20	41	63	202	5,681
CAVAN / AN CABHÁN			28	48	1,296	1,291	2,949	1,056	151	30	30	63	105	178	7,225
CLARE / AN CLÁR			196	35	1,447	1,537	4,324	1,394	197	41	30	31	38	187	9,457
*CORK / CORCAIGH	4	17	229	224	5,548	6,087	17,267	6,118	1,196	250	193	208	309	1,398	39,048
DONEGAL / DÚN NA nGALL			83	169	2,714	2,007	5,648	1,819	304	59	46	86	118	222	13,275
**DUBLIN / BAILE ÁTHA CLIATH	3	28	313	137	5,856	12,261	22,275	11,645	1,859	478	472	519	446	1,474	57,766
*GALWAY / GAILLIMH		2	82	86	3,141	3,232	8,680	3,050	503	121	69	89	113	554	19,722
KERRY / CIARRAÍ			28	54	1,961	2,025	5,331	1,907	265	53	40	36	58	264	12,022
KILDARE / CILL DARA			100	50	1,793	1,976	5,543	2,741	373	74	87	111	151	410	13,409
KILKENNY / CILL CHAINNIGH	1	1	14	17	958	1,267	3,035	1,490	182	62	35	54	89	338	7,543
LAOIS / LAOIS	1	1	9	8	577	775	1,889	1,473	154	51	34	38	52	225	5,287
LEITRIM / LIATROIM			18	22	615	563	1,308	431	54	9	12	14	12	54	3,112
*LIMERICK / LUIMNEACH		1	62	61	1,555	2,008	5,287	2,680	517	186	90	91	106	583	13,227
LONGFORD / AN LONGFORT			10	13	517	581	1,317	663	90	30	17	20	34	160	3,452
LOUTH / LÚ			71	34	1,055	1,243	2,921	1,217	259	74	73	103	118	250	7,418
MAYO / MAIGH EO		2	93	79	2,391	2,281	4,848	2,220	254	53	47	41	87	255	12,651
MEATH / AN MHÍ			45	65	1,887	2,066	5,445	2,412	376	93	64	95	225	537	13,310
MONAGHAN / MUINEACHÁN			13	31	1,140	1,213	2,714	1,064	149	67	80	161	146	419	7,197
OFFALY / ÚIBH FHAILÍ		2	44	30	1,044	923	2,598	1,150	142	27	22	29	46	173	6,230
ROSCOMMON / ROS COMÁIN			37	37	1,038	955	2,575	897	111	35	27	27	40	130	5,909
SLIGO / SLIGEACH			38	30	914	990	2,347	782	161	35	18	20	23	104	5,462
TIPPERARY COUNTY COUNCIL / COMHAIRLE CONTAE TIOBRAID ÁRANN			82	57	1,674	1,827	5,719	2,310	394	79	61	85	111	556	12,955
*WATERFORD / PORT LÁIRGE			37	36	1,114	1,271	3,293	1,379	170	33	26	24	47	170	7,600
WESTMEATH / AN IARMHÍ			64	25	889	1,221	3,177	1,079	205	43	32	35	42	96	6,908
WEXFORD / LOCH GARMAN		2	79	62	1,829	1,992	5,380	2,193	316	83	69	138	505	504	13,152
WICKLOW / CILL MHANTÁIN		3	17	36	827	1,130	3,265	2,602	207	32	29	31	55	126	8,360
TOTAL / IOMLÁN	9	59	1,835	1,475	44,666	53,720	131,295	56,843	8,726	2,129	1,723	2,190	3,139	9,569	317,378

* City and County / * Cathrach agus Contae

** City and County including Dun Laoghaire-Rathdown County Council and Fingal County Council / Cathrach agus Contae áiritear Comhairle Contae Dhún Laoghaire-Ráth an Dúin agus Comhairle Contae Fhine Gall

Table 7. Number of Tractors by Taxation Class in each Licensing Authority Area.
Tábla 7. An Líon Tarracóirí de réir Aicme Cánachais i ngach Ceantar Údaráis Cheadúnaithe.

Licensing Authority/ Údarás Ceadúnaithe	Tractors / Tarracóirí		TOTAL / IOMLÁN
	Agricultural /Taimhaíocht	General Haulage / Iompar Ginearálta	
CARLOW / CEATHARLACH	1,812	10	1,822
CAVAN / AN CABHÁN	3,164	0	3,164
CLARE / AN CLÁR	3,426	12	3,438
*CORK / CORCAIGH	10,497	169	10,666
DONEGAL / DÚN NA nGALL	3,961	11	3,972
**DUBLIN / BAILE ÁTHA CLIATH	1,328	18	1,346
*GALWAY / GAILLIMH	6,060	69	6,129
KERRY / CIARRAÍ	4,271	71	4,342
KILDARE / CILL DARA	2,173	19	2,192
KILKENNY / CILL CHAINNIGH	3,646	38	3,684
LAOIS / LAOIS	2,905	17	2,922
LEITRIM / LIATROIM	1,239	3	1,242
*LIMERICK / LUIMNEACH	3,625	42	3,667
LONGFORD / AN LONGFORT	1,510	2	1,512
LOUTH / LÚ	1,195	17	1,212
MAYO / MAIGH EO	5,424	78	5,502
MEATH / AN MHÍ	2,869	9	2,878
MONAGHAN / MUINEACHÁN	2,209	3	2,212
OFFALY / UÍBH FHAILÍ	2,678	11	2,689
ROSCOMMON / ROS COMÁIN	2,876	10	2,886
SLIGO / SLIGEACH	1,834	41	1,875
TIPPERARY COUNTY COUNCIL / COMHAIRLE CONTAE TIOBRAID ÁRANN	5,719	44	5,763
*WATERFORD / PORT LÁIRGE	2,196	35	2,231
WESTMEATH / AN IARMHÍ	2,434	30	2,464
WEXFORD / LOCH GARMAN	4,271	16	4,287
WICKLOW / CILL MHANTÁIN	1,720	6	1,726
TOTAL / IOMLÁN	85,042	781	85,823

*City & County/Cathrach & Contae

** City and County including Dun Laoghaire-Rathdown County Council and Fingal County Council /
 Cathrach agus Contae áirítear Comhairle Contae Dhún Laoghaire-Ráth an Dúin agus Comhairle
 Contae Fhine Gall

Table 7a. Number of Motor Cycles by Engine Capacity in each Licensing Authority Area.
 Tábla 7a. An Líon Gluaisrothair de réir Toilleadh Innill i ngach Ceantar Údaráis Cheadúnaithe.

Licensing Authority / Údarás Ceadúnaithe	Motor Cycles / Gluaisrothair				
	Up to/Go dtí 75 c.c.	76 c.c. up to / go dtí 150 c.c.	151 c.c. up to / go dtí 250 c.c.	Over /Os cionn 250 c.c.	TOTAL / IOMLÁN
CARLOW / CEATHARLACH	29	56	21	419	525
CAVAN / AN CABHÁN	24	47	14	301	386
CLARE / AN CLÁR	30	70	41	718	859
*CORK / CORCAIGH	232	507	196	4,001	4,936
DONEGAL / DÚN NA nGALL	40	113	23	624	800
**DUBLIN / BAILE ÁTHA CLIATH	1,036	1,742	716	7,959	11,453
*GALWAY / GAILLIMH	54	131	48	1,089	1,322
KERRY / CIARRAÍ	73	126	39	766	1,004
KILDARE / CILL DARA	52	121	94	1,590	1,857
KILKENNY / CILL CHAINNIGH	39	65	33	703	840
LAOIS / LAOIS	10	36	15	424	485
LEITRIM / LIATROIM	12	23	7	116	158
*LIMERICK / LUIMNEACH	51	152	48	1,151	1,402
LONGFORD / AN LONGFORT	6	16	29	178	229
LOUTH / LÚ	43	78	23	579	723
MAYO / MAIGH EO	36	68	25	461	590
MEATH / AN MHÍ	41	110	49	1,338	1,538
MONAGHAN / MUINEACHÁN	14	24	7	241	286
OFFALY / UÍBH FHAILÍ	22	67	36	466	591
ROSCOMMON / ROS COMÁIN	8	37	14	265	324
SLIGO / SLIGEACH	38	61	15	298	412
TIPPERARY COUNTY COUNCIL / COMHAIRLE CONTAE TIOBRAID ÁRANN	54	109	34	1,155	1,352
*WATERFORD / PORT LÁIRGE	68	150	58	879	1,155
WESTMEATH / AN IARMHÍ	27	58	25	464	574
WEXFORD / LOCH GARMAN	51	123	35	1,102	1,311
WICKLOW / CILL MHANTÁIN	49	122	71	1,219	1,461
TOTAL /IOMLÁN	2,139	4,212	1,716	28,506	36,573

* City & County/Cathrach & Contae

** City and County including Dun Laoghaire-Rathdown County Council and Fingal County Council / Cathrach agus Contae áirítear Comhairle Contae Dhún Laoghaire-Ráth an Dúin agus Comhairle Contae Fhine Gall

Table 8. Number of Exempt, Public Service and Other Vehicles in each Licensing Authority Area.
Tábla 8. An Líon Feithiclí Díolmhaithe, Seirbhíse Poiblí agus Eile i ngach Ceantar Udaráis Cheadúnaithe.

Licensing Authority / Udarás Ceadúnaithe	⁽¹⁾ Exempt Vehicles / Feithiclí Díolmhaithe	Public Service Vehicles / Feithiclí i Seirbhíse Poiblí					⁽²⁾ Other Classes / Aicmí Eile	GRAND TOTAL (All Classes) IOMLÁN AR FAD (Gach aicme)
		Small /Beag			Large / Mór	Total / Iomlán		
		Taxi / Tacsáí	Hackney / Heacnaí	Limousine / Limousine				
CARLOW / CEATHARLACH	270	113	50	7	93	263	1,575	36,564
CAVAN / AN CABHÁN	372	94	57	1	174	326	1,522	41,975
CLARE / AN CLÁR	768	215	155	68	192	630	2,398	70,355
*CORK / CORCAIGH	3,339	1,480	427	157	811	2,875	10,022	310,629
DONEGAL / DÚN NA nGALL	947	177	216	22	525	940	4,294	85,580
**DUBLIN / BAILE ÁTHA CLIATH	9,272	11,034	113	375	2,447	13,969	8,014	605,546
*GALWAY / GAILLIMH	1,903	734	161	67	471	1,433	5,054	139,943
KERRY / CIARRAÍ	834	232	146	106	442	926	3,981	88,587
KILDARE / CILL DARA	890	662	138	80	386	1,266	2,807	115,435
KILKENNY / CILL CHAINNIGH	526	185	38	6	304	533	1,923	56,157
LAOIS / LAOIS	325	153	45	7	138	343	1,424	41,529
LEITRIM / LIATROIM	237	43	31	5	92	171	1,014	19,392
*LIMERICK / LUIMNEACH	1,117	524	111	69	284	988	3,390	108,135
LONGFORD / AN LONGFORT	226	58	21	4	84	167	984	22,663
LOUTH / LÚ	680	437	64	27	183	711	1,146	59,190
MAYO / MAIGH EO	1,018	149	137	30	293	609	2,041	76,942
MEATH / AN MHÍ	738	835	73	77	302	1,287	2,228	99,116
MONAGHAN / MUINEACHÁN	311	23	62	8	182	275	1,175	35,340
OFFALY / UÍBH FHAILÍ	291	79	86	9	167	341	1,921	42,460
ROSCOMMON / ROS COMÁIN	411	59	76	10	109	254	1,858	42,096
SLIGO / SLIGEACH	420	151	29	15	104	299	1,539	37,401
TIPPERARY COUNTY COUNCIL / COMHAIRLE CONTAE TIOBRAID ÁRANN	934	35	214	31	324	604	3,273	97,737
*WATERFORD / PORT LÁIRGE	607	205	51	36	122	414	1,848	66,001
WESTMEATH / AN IARMHÍ	337	259	34	17	128	438	1,455	49,396
WEXFORD / LOCH GARMAN	659	145	93	22	243	503	3,304	89,389
WICKLOW / CILL MHANTÁIN	601	276	81	51	202	610	2,282	77,764
TOTAL / IOMLÁN	28,033	18,357	2,709	1,307	8,802	31,175	72,472	2,515,322

* City and County / * Cathrach agus Contae

** City and County including Dun Laoghaire-Rathdown County Council and Fingal County Council / Cathrach agus Contae áirítear Comhairle Contae Dhún Laoghaire-Ráth an Dúin agus Comhairle Contae Fhine Gall

(1) Includes Government Owned, Diplomatic, Special (Invalid), Fire Brigade Vehicles, Ambulances, and Rescue Services Vehicles /
 Áirítear Feithiclí Rialtais, Taidhleoireachta, Speisialta (Easlán), Feithiclí na mBriogád Dóiteáin, Otharcharranna agus Feithiclí Seirbhísí Tarrthála

(2) Includes School Buses, Mobile Machines, Excavators, Dumpers, Hearses, Vintage/Veteran Cars, Motor Caravans and Island Vehicles /
 Áirítear Busanna Scoile, Meaisíní Soghluaiste, Tochtóirí, Dumpálaithe, Eileatraim, Feithiclí Seanré, Mótarcharbháin agus Feithiclí Oileán

Table 9. Number of Private Cars by Make.

Tábla 9. An Líon Carranna Príobháideacha de réir Déanamh.

MAKE / DÉANAMH	VEHICLES / FEITHICLÍ	MAKE / DÉANAMH	VEHICLES / FEITHICLÍ
ALFA ROMEO	4,217	LEYLAND	44
ASTON MARTIN	71	LOTUS	51
AUDI	80,021	MASERATI	76
AUSTIN	275	MAZDA	41,614
AUSTIN ROVER	3	MERCEDES BENZ	53,413
BEDFORD	4	MG	566
BENTLEY	116	MINI	10,824
BMW	77,489	MITSUBISHI	20,854
CADILLAC	15	MORGAN	15
CHEVROLET	11,338	NISSAN	148,598
CHRYSLER	1,799	OPEL	127,922
CITROEN	37,027	PERODUA	115
DACIA	3,745	PEUGEOT	82,332
DAF	8	PORSCHE	959
DAIHATSU	3,507	PROTON	26
DAIMLER	22	RENAULT	101,305
DODGE	275	ROLLS ROYCE	12
FERRARI	40	ROVER	4,774
FIAT	31,600	SAAB	9,501
FORD	228,578	SEAT	35,175
HOLDEN	15	SKODA	61,566
HONDA	45,757	SMART	524
HYUNDAI	67,052	SSANGYONG	897
ISUZU	147	SUBARU	4,671
IVECO	11	SUZUKI	25,305
JAGUAR	4,556	TATA	16
JEEP	225	TOYOTA	282,439
KIA	31,301	VAUXHALL	19,817
KUBOTA	88	VOLKSWAGEN	235,458
LAMBORGHINI	5	VOLVO	26,263
LANCIA	32	OTHER MAKES / DÉANAMH EILE	144
LANDROVER	10,374	MAKE UNSPECIFIED / DEANAMH	277
LDV/DAF	7	NEAMHSHRONAITHE	
LEXUS	8,595		
		Total / Iomlán	1,943,868

Table 9a. Number of Private Cars by Make in each Licensing Authority Area.

Tábla 9a. An Líon Carranna Príobháideacha de réir Déanaimh i ngach Ceantar Údaráis Cheadúnaithe.

Licensing Authority / Údarás Cheadúnaithe	MAKE / DÉANAMH												
	ALFA ROMEO	AUDI	BMW	CHEVROLET	CHRYSLER	CITROEN	DACIA	DAIHATSU	FIAT	FORD	HONDA	HYUNDAI	JAGUAR
CARLOW / CEATHARLACH	32	1,230	855	177	25	624	136	37	487	3,030	444	1,060	46
CAVAN / AN CABHÁN	31	1,276	786	219	24	500	34	43	304	3,563	473	859	36
CLARE / AN CLÁR	109	2,053	1,543	218	54	1,312	113	106	628	7,483	978	1,674	89
*CORK / CORCAIGH	526	9,227	9,157	930	171	3,654	555	414	4,452	34,194	5,150	7,429	420
DONEGAL / DÚN NA NGALL	56	2,236	1,768	211	32	991	92	134	573	6,091	1,378	1,533	65
**DUBLIN / BAILE ÁTHA CLIATH	1,800	21,547	27,769	3,174	658	8,352	769	1,033	10,906	55,265	15,503	18,980	1,879
*GALWAY / GAILLIMH	118	4,922	4,004	518	102	2,258	154	123	1,012	13,160	2,313	3,526	249
KERRY / CIARRAÍ	73	2,168	1,849	386	37	1,357	86	119	753	8,526	1,330	2,109	72
KILDARE / CILL DARA	210	3,992	4,075	456	66	2,425	246	150	1,461	10,175	2,055	3,566	218
KILKENNY / CILL CHAINNIGH	68	1,723	1,344	319	32	808	48	78	425	4,556	861	1,980	77
LAOIS / LAOIS	36	1,293	855	143	33	628	59	51	425	4,064	887	915	48
LEITRIM / LIATROIM	14	620	296	66	7	258	21	14	178	1,301	196	359	15
*LIMERICK / LUIMNEACH	123	3,138	3,100	472	73	1,243	163	128	1,033	12,375	1,591	3,162	144
LONGFORD / AN LONGFORT	16	891	493	74	7	253	16	53	227	1,392	289	689	18
LOUTH / LÚ	75	1,749	1,696	320	42	952	91	74	624	5,125	897	1,478	107
MAYO / MAIGH EO	49	2,546	1,487	286	30	1,073	83	67	531	7,918	1,171	1,457	87
MEATH / AN MHÍ	183	3,219	3,052	526	58	1,729	162	107	1,270	7,660	1,685	2,759	212
MONAGHAN / MUINEACHÁN	24	1,045	788	99	27	315	16	34	236	2,252	335	785	36
OFFALY / UÍBH FHAILÍ	41	1,229	908	164	23	984	97	49	291	3,194	533	1,021	40
ROSCOMMON / ROS COMÁIN	28	1,172	781	134	17	434	48	34	325	3,391	493	820	51
SLIGO / SLIGEACH	35	1,224	855	98	14	502	47	47	278	3,035	515	836	37
TIPPERARY COUNTY COUNCIL / COMHAIRLE CONTAE TIOBRAID ÁRANN	95	2,861	2,331	389	50	1,507	111	159	872	8,803	1,553	2,168	94
*WATERFORD / PORT LÁIRGE	128	1,989	1,759	653	32	976	220	110	955	5,360	1,105	1,655	73
WESTMEATH / AN IARMHÍ	56	1,815	1,390	288	26	881	116	87	658	3,297	743	1,414	76
WEXFORD / LOCH GARMAN	101	2,374	2,078	446	45	1,976	141	125	1,170	7,278	1,630	2,436	150
WICKLOW / CILL MHANTÁIN	190	2,482	2,470	572	114	1,035	121	131	1,526	6,090	1,649	2,382	217
TOTAL / IOMLÁN	4,217	80,021	77,489	11,338	1,799	37,027	3,745	3,507	31,600	228,578	45,757	67,052	4,556

* City and County / * Cathrach agus Contae

** City and County including Dun Laoghaire-Rathdown County Council and Fingal County Council / Cathrach agus Contae áirítear Comhairle Contae Dhún Laoghaire-Ráth an Dúin agus Comhairle Contae Fhine Gall

Table 9a. (continued) Number of Private Cars by Make in each Licensing Authority Area.

Tábla 9a. (ar lean) An Líon Carranna Príobháideacha de réir Déanaimh i ngach Ceantar Údaráis Cheadúnaithe.

Licensing Authority / Údarás Ceadúnaithe	MAKE / DÉANAMH														
	KIA	LANDROVER	LEXUS	MAZDA	MERCEDE S BENZ	MG	MINI	MITSUBISHI	NISSAN	OPEL	PEUGEOT	PORSCHE	RENAULT	ROVER	SAAB
CARLOW / CEATHARLACH	410	114	55	807	643	6	87	314	1,845	1,652	1,547	2	1,578	77	74
CAVAN / AN CABHÁN	312	125	73	502	678	5	93	317	2,315	1,876	1,003		1,391	72	85
CLARE / AN CLÁR	912	206	193	1,719	1,015	18	182	548	4,751	2,445	1,988	9	2,214	172	241
*CORK / CORCAIGH	4,012	992	1,230	5,894	5,042	54	1,384	1,763	12,835	17,682	7,922	62	13,213	454	1,206
DONEGAL / DÚN NA NGALL	1,744	329	183	848	754	19	228	646	2,944	4,684	2,740	6	2,639	203	204
**DUBLIN / BAILE ÁTHA CLIATH	6,839	3,209	3,489	10,379	21,101	150	4,162	6,000	44,939	31,359	19,755	577	25,416	1,113	3,329
*GALWAY / GAILLIMH	1,216	466	493	1,902	2,382	30	451	995	7,567	6,989	3,882	27	3,828	278	439
KERRY / CIARRAÍ	782	324	206	1,534	1,400	10	221	704	5,439	4,148	2,817	17	3,493	152	197
KILDARE / CILL DARA	2,260	678	380	1,792	2,611	35	573	1,082	6,558	5,478	4,155	43	6,729	217	400
KILKENNY / CILL CHAINNIGH	895	196	126	659	893	9	163	765	3,377	2,379	2,193	5	1,852	103	192
LAOIS / LAOIS	847	99	81	513	741	8	134	251	2,402	2,026	1,225	6	1,620	81	91
LEITRIM / LIATROIM	134	48	17	142	224	3	48	123	891	1,567	513	2	507	30	72
*LIMERICK / LUIMNEACH	1,192	327	259	1,506	1,901	17	421	681	6,505	6,355	3,565	28	4,003	168	379
LONGFORD / AN LONGFORT	136	48	37	231	346	2	57	209	1,180	823	628	4	521	34	57
LOUTH / LÚ	1,146	201	132	1,078	1,202	21	216	284	3,216	2,738	2,733	25	3,336	120	133
MAYO / MAIGH EO	574	183	166	683	1,024	10	148	601	3,517	3,828	2,023	2	1,349	132	164
MEATH / AN MHÍ	1,368	527	268	1,747	2,530	35	422	772	5,623	3,824	3,759	33	5,842	194	341
MONAGHAN / MUINEACHÁN	172	94	52	553	576	8	93	157	1,103	2,577	1,304	8	827	60	135
OFFALY / UÍBH FHAILÍ	575	104	83	896	685	7	111	427	2,758	1,740	1,524	2	1,601	86	96
ROSCOMMON / ROS COMÁIN	366	76	83	267	471	9	98	338	2,765	2,952	939	1	1,457	64	92
SLIGO / SLIGEACH	248	75	67	466	421	5	122	267	1,986	2,024	1,121	1	887	89	93
TIPPERARY COUNTY COUNCIL / COMHAIRLE CONTAE TIOBRAID ÁRANN	1,441	314	183	1,550	1,642	16	303	746	6,031	4,614	3,829	14	3,547	206	253
*WATERFORD / PORT LÁIRGE	779	263	177	1,537	1,184	21	263	687	4,631	4,192	2,680	9	3,147	119	297
WESTMEATH / AN IARMHÍ	793	129	108	662	787	4	166	449	2,733	2,225	1,536	6	2,634	94	180
WEXFORD / LOCH GARMAN	1,064	454	163	2,319	1,259	38	265	936	5,236	4,276	3,940	12	4,777	216	333
WICKLOW / CILL MHANTÁIN	1,084	793	291	1,428	1,901	26	413	792	5,451	3,469	3,011	58	2,897	240	418
TOTAL / IOMLÁN	31,301	10,374	8,595	41,614	53,413	566	10,824	20,854	148,598	127,922	82,332	959	101,305	4,774	9,501

* City and County / * Cathrach agus Contae

** City and County including Dun Laoghaire-Rathdown County Council and Fingal County Council / Cathrach agus Contae áirítear Comhairle Contae Dhún Laoghaire-Ráth an Dúin agus Comhairle Contae Fhine Gall

Table 9a. (continued) Number of Private Cars by Make in each Licensing Authority Area.

Tábla 9a. (ar lean) An Líon Carranna Príobháideacha de réir Déanaimh i ngach Ceantar Údaráis Cheadúnaithe.

Licensing Authority / Údarás Cheadúnaithe													TOTAL / IOMLÁN
	SEAT	SKODA	SMART	SSANGYONG	SUBARU	SUZUKI	TOYOTA	VAUXHALL	VOLKSWAGEN	VOLVO	OTHER MAKES / DÉANAMH EILE	MAKE UNSPECIFIED / DÉANAMH NEAMHSHONRAITHE	
CARLOW / CEATHARLACH	504	914	4	14	53	348	2,931	247	3,658	349	8	4	26,428
CAVAN / AN CABHÁN	611	1,163	4	22	49	276	5,105	526	3,951	254	19	5	28,980
CLARE / AN CLÁR	589	1,059	9	26	76	945	9,663	345	6,461	626	28	5	52,805
*CORK / CORCAIGH	4,686	8,157	66	99	561	3,469	41,639	1,642	26,127	3,072	182	19	239,743
DONEGAL / DÚN NA NGALL	1,303	2,474	10	13	210	1,319	11,715	2,741	7,527	660	36	13	61,352
**DUBLIN / BAILE ÁTHA CLIATH	8,166	12,960	235	187	1,229	5,299	58,103	2,374	56,379	8,594	668	80	503,726
*GALWAY / *GAILLIMH	1,299	3,972	14	41	177	1,017	17,576	1,289	13,668	1,825	85	13	104,380
KERRY / CIARRAÍ	1,094	2,615	7	45	197	1,015	11,168	666	7,507	796	45	14	65,478
KILDARE / CILL DARA	1,892	2,854	16	51	230	1,285	11,558	628	10,983	1,324	92	15	93,014
KILKENNY / CILL CHAINNIGH	1,140	1,196	7	22	101	630	5,922	290	5,144	506	20	4	41,108
LAOIS / LAOIS	725	1,297	3	14	50	564	3,758	375	4,054	318	23		30,743
LEITRIM / LIATROIM	174	692	1	4	22	155	1,790	322	2,522	94	12	4	13,458
*LIMERICK / LUIMNEACH	889	2,138	11	35	121	799	14,849	559	9,765	1,044	68	14	84,344
LONGFORD / AN LONGFORT	194	694	8	6	40	190	2,801	241	3,054	118	14	2	16,093
LOUTH / LÚ	1,052	1,579	19	32	58	539	6,977	827	5,937	421	40	8	47,300
MAYO / MAIGH EO	781	2,093	4	21	95	565	10,530	1,241	7,316	650	37	9	54,531
MEATH / AN MHÍ	1,365	2,812	18	44	184	961	10,275	657	9,901	923	82	8	77,137
MONAGHAN / MUINEACHÁN	1,094	782	2	9	40	383	3,205	1,154	3,275	192	30	7	23,884
OFFALY / UÍBH FHAILÍ	676	755	4	13	49	328	4,935	292	3,809	249	17	1	30,397
ROSCOMMON / ROS COMÁIN	811	1,658	4	8	52	332	4,804	483	4,307	256	30	3	30,454
SLIGO / SLIGEACH	478	1,410	5	8	92	372	4,778	643	3,915	279	17	2	27,394
TIPPERARY COUNTY COUNCIL / COMHAIRLE CONTAE TIOBRAID ÁRANN	1,005	2,029	16	39	196	884	12,123	587	9,358	844	84	9	72,856
*WATERFORD / PORT LÁIRGE	1,018	1,597	15	52	144	827	6,722	302	5,681	751	28	8	52,146
WESTMEATH / AN IARMHÍ	728	1,019	3	19	58	377	5,355	427	5,441	401	29	10	37,220
WEXFORD / LOCH GARMAN	1,507	1,701	21	33	206	1,274	7,391	612	7,384	736	59	11	66,173
WICKLOW / CILL MHANTÁIN	1,394	1,946	18	40	381	1,152	6,766	347	8,334	981	105	9	62,724
TOTAL / IOMLÁN	35,175	61,566	524	897	4,671	25,305	282,439	19,817	235,458	26,263	1,858	277	1,943,868

* City and County / * Cathrach agus Contae

** City and County including Dun Laoghaire-Rathdown County Council and Fingal County Council / Cathrach agus Contae áirítear Comhairle Contae Dhún Laoghaire-Ráth an Dúin agus Comhairle Contae Fhine Gall

Table 10. Number of Goods Vehicles by Make in each Licensing Authority Area.

Tábla 10. An Líon Feithiclí Earraí de réir Déanamh i ngach Ceantar Údaráis Cheadúnaithe.

Licensing Authority / Údarás Cheadúnaithe	MAKE / DÉANAMH																	
	BMW	CHEVROLET	CHRYSLER	CITROEN	DAF	DAIHATSU	FIAT	FORD	HINO	HYUNDAI	ISUZU	IVECO	KIA	LANDROVER	LEYLAND	MAN	MAZDA	MERCEDES BENZ
CARLOW / CEATHARLACH	15	8	19	427	67	15	124	752	42	98	210	64	48	101	3	57	29	198
CAVAN / AN CABHÁN	7	8	11	659	66	37	98	1,061	14	73	315	49	65	81	11	20	12	199
CLARE / AN CLÁR	22	18	15	1,175	79	10	112	1,118	58	165	335	83	51	169	10	68	33	238
*CORK / CORCAIGH	76	129	66	2,394	1,048	85	903	6,488	132	555	1,184	390	199	692	43	227	169	1,131
DONEGAL / DÚN NA NGALL	12	10	33	1,407	133	42	147	2,432	21	92	413	77	84	322	23	208	38	245
**DUBLIN / BAILE ÁTHA CLIATH	191	106	116	1,745	1,466	10	1,239	13,454	173	1,073	1,394	915	369	1,131	54	636	61	3,907
*GALWAY / GAILLIMH	56	45	53	1,750	220	36	257	3,081	59	370	655	179	115	331	23	193	47	808
KERRY / CIARRAÍ	16	43	20	1,191	140	50	215	1,890	38	232	339	82	56	155	21	34	44	239
KILDARE / CILL DARA	63	19	20	830	167	12	208	1,991	60	186	551	163	227	317	18	97	44	475
KILKENNY / CILL CHAINNIGH	9	17	8	428	160	22	66	1,056	42	110	361	71	38	143	7	67	20	258
LAOIS / LAOIS	18	9	7	299	101	9	59	972	30	74	233	60	53	91	10	53	16	215
LEITRIM / LIATROIM	4	15	2	243	22	15	36	391	4	33	138	7	23	38	1	6	5	70
*LIMERICK / LUIMNEACH	19	37	30	817	296	16	162	2,403	29	273	411	117	79	221	32	199	54	794
LONGFORD / AN LONGFORT	13	7	2	213	54	7	39	513	5	50	98	49	19	47	3	17	7	98
LOUTH / LÚ	15	19	7	514	86	16	89	1,122	23	80	219	101	43	128	7	55	18	395
MAYO / MAIGH EO	17	25	21	1,228	94	38	237	1,964	35	182	399	74	56	197	10	60	35	317
MEATH / AN MHÍ	39	24	26	983	191	18	206	1,669	153	170	503	112	89	253	17	103	44	599
MONAGHAN / MUINEACHÁN	9	12	25	603	38	22	61	1,010	7	75	312	39	20	113	1	31	26	217
OFFALY / UÍBH FHAILÍ	12	9	14	553	57	13	71	887	43	132	271	98	53	97	16	27	38	216
ROSCOMMON / ROS COMÁIN	10	17	11	437	56	18	73	807	22	93	246	35	39	73	10	23	20	145
SLIGO / SLIGEACH	12	14	9	415	53	16	93	832	5	73	192	35	29	94	6	37	9	149
TIPPERARY COUNTY COUNCIL / COMHAIRLE CONTAE TIOBRAID ÁRANN	21	28	35	825	258	37	190	1,737	41	293	549	121	142	253	16	110	61	493
*WATERFORD / PORT LÁIRGE	15	25	22	536	82	17	191	1,061	13	99	269	67	48	197	5	36	34	258
WESTMEATH / AN IARMHÍ	23	27	16	453	60	19	136	1,013	35	107	224	66	57	83	14	64	21	229
WEXFORD / LOCH GARMAN	28	32	25	939	393	31	330	1,545	71	215	527	244	82	294	11	150	74	657
WICKLOW / CILL MHANTÁIN	30	29	18	279	102	17	168	1,242	41	123	417	98	41	313	11	73	40	326
TOTAL / IOMLÁN	752	732	631	21,343	5,489	628	5,510	52,491	1,196	5,026	10,765	3,396	2,125	5,934	383	2,651	999	12,876

* City and County / Cathrach agus Contae

** City and County including Dun Laoghaire-Rathdown County Council and Fingal County Council / Cathrach agus Contae áirítear Comhairle Contae Dhún Laoghaire-Ráth an Dúin agus Comhairle Contae Fhine Gall

Table 10. (continued) Number of Goods Vehicles by Make in each Licensing Authority Area.

Table 10. (ar lean) An Líon Feithiclí Earraí de réir Déanamh i ngach ceantar Údaráis Cheadúnaithe.

Licensing Authority / Údarás Cheadúnaithe	MAKE / DÉANAMH															TOTAL /IOMLÁN	
	MITSUBISHI	NISSAN	OPEL	PEUGEOT	RENAULT	ROVER	SCANIA	SEAT	SSANGYONG	SUZUKI	TOYOTA	VAUXHALL	VOLKSWAGEN	VOLVO	OTHER MAKES / DÉANAMH EILE		MAKE UNSPECIFIED / DÉANAMH NEAMH- SHRONRAITHE
CARLOW / CEATHARLACH	410	347	182	276	312	25	95	60	7	26	747	40	731	111	26	9	5,681
CAVAN / AN CABHÁN	433	383	166	409	409	25	186	65	28	25	1,114	68	976	131	16	5	7,225
CLARE / AN CLÁR	783	509	160	417	377	53	107	77	13	33	1,622	61	1,334	108	29	15	9,457
*CORK / CORCAIGH	2,172	2,155	1,601	1,766	1,804	171	572	456	97	91	6,573	210	4,544	731	153	41	39,048
DONEGAL / DÚN NA NGALL	802	594	274	1,028	459	75	182	146	11	54	1,861	295	1,488	187	60	20	13,275
**DUBLIN / BAILE ÁTHA CLIATH	2,183	3,667	2,158	2,399	3,938	118	818	190	144	46	4,874	625	7,558	548	431	29	57,766
*GALWAY / GAILLIMH	1,251	1,052	538	1,010	755	83	288	141	46	51	2,804	190	2,758	355	90	32	19,722
KERRY / CIARRAÍ	823	674	306	742	832	69	209	126	22	50	1,602	68	1,519	119	38	18	12,022
KILDARE / CILL DARÁ	843	933	479	530	860	54	358	108	35	42	1,878	94	1,366	289	74	18	13,409
KILKENNY / CILL CHAINNIGH	604	523	145	313	347	30	108	85	17	41	1,220	35	940	206	35	11	7,543
LAOIS / LAOIS	355	325	129	199	257	22	139	47	8	21	714	40	571	116	27	8	5,287
LEITRIM / LIATROIM	231	153	98	176	126	8	82	31	8	19	493	48	554	12	15	5	3,112
*LIMERICK / LUIMNEACH	793	717	391	480	733	75	249	97	26	30	1,848	70	1,403	253	59	14	13,227
LONGFORD / AN LONGFORT	294	164	60	204	133	15	135	30	3	14	510	39	531	55	16	8	3,452
LOUTH / LÚ	347	398	132	532	500	20	175	63	30	17	1,072	66	788	294	39	8	7,418
MAYO / MAIGH EO	766	726	275	867	552	39	226	87	12	24	2,065	163	1,662	133	55	10	12,651
MEATH / AN MHÍ	740	878	263	577	932	41	230	121	32	48	2,134	77	1,589	365	71	13	13,310
MONAGHAN / MUINEACHÁN	402	308	153	523	253	24	549	74	12	22	903	92	919	308	26	8	7,197
OFFALY / UÍBH FHAILÍ	454	395	149	330	254	25	113	63	10	24	961	52	676	82	26	9	6,230
ROSCOMMON / ROS COMÁIN	442	384	129	358	228	14	158	62	9	23	998	70	844	35	15	5	5,909
SLIGO / SLIGEACH	362	276	140	337	196	18	179	70	13	23	846	54	826	20	25	4	5,462
TIPPERARY COUNTY COUNCIL / COMHAIRLE CONTAE TIOBRAID ÁRANN	1,030	883	366	583	557	82	207	117	23	43	2,125	93	1,265	276	74	21	12,955
*WATERFORD / PORT LÁIRGE	609	734	195	312	394	44	51	81	52	18	1,062	30	847	140	48	8	7,600
WESTMEATH / AN IARMHÍ	516	387	165	419	554	15	88	59	6	19	1,011	49	857	69	38	9	6,908
WEXFORD / LOCH GARMAN	974	767	522	711	846	65	228	116	24	59	1,603	79	1,250	175	78	7	13,152
WICKLOW / CILL MHANTÁIN	746	705	230	324	354	77	86	77	28	15	1,283	50	891	62	52	12	8,360
TOTAL / IOMLÁN	19,365	19,037	9,406	15,822	16,962	1,287	5,818	2,649	716	878	43,923	2,758	38,687	5,180	1,616	347	317,378

* City and County / Cathrach agus Contae

** City and County including Dun Laoghaire-Rathdown County Council and Fingal County Council / Cathrach agus Contae áirítear Comhairle Contae Dhún Laoghaire-Ráth an Dúin agus Comhairle Contae Fhine Gall

Table 11. Number of Tractors by Make in each Licensing Authority Area.
 Tábla 11. An Líon Tarracóiri de réir Déanamh i ngach Ceantar Údarás Cheadúnaithe.

Licensing Authority / Údarás Cheadúnaithe	MAKE / DÉANAMH													
	CASE/DAVID BROWN	CLAAS	DEUTZ	FENDT	FIAT	FORD	HONDA	INTERNATIONAL	JCB	JOHN DEERE	KUBOTA	LAMBORGHINI	LANDINI	LEYLAND
CARLOW / CEATHARLACH	98	30	88	25	18	308	0	45	8	316	4	3	28	10
CAVAN / AN CABHÁN	162	8	27	2	78	262	0	58	9	239	12	33	124	0
CLARE / AN CLÁR	254	50	70	11	113	277	1	33	15	405	84	10	83	14
*CORK / CORCAIGH	658	104	188	91	290	2,211	46	38	54	1,717	50	49	179	6
DONEGAL / DÚN NA NGALL	238	14	11	11	248	280	5	13	19	244	11	55	149	4
**DUBLIN / BAILE ÁTHA CLIATH	91	8	66	48	7	63	5	8	23	334	71	4	75	0
*GALWAY / GAILLIMH	610	91	265	56	193	432	20	64	17	909	36	25	161	0
KERRY / CIARRAÍ	438	41	54	9	133	469	0	37	22	548	8	234	118	6
KILDARE / CILL DARA	190	67	89	41	43	233	1	38	18	354	13	4	26	10
KILKENNY / CILL CHAINNIGH	333	33	162	48	45	451	1	40	22	689	25	63	93	34
LAOIS / LAOIS	204	21	41	9	77	332	9	76	10	413	14	22	61	4
LEITRIM / LIATROIM	70	0	9	2	60	65	0	9	2	84	2	57	68	1
*LIMERICK / LUIMNEACH	229	52	72	16	68	335	25	36	12	832	23	13	140	5
LONGFORD / AN LONGFORT	96	15	8	3	77	83	1	19	2	248	1	3	33	4
LOUTH / LÚ	242	18	12	19	10	91	11	22	13	265	5	1	28	1
MAYO / MAIGH EO	931	6	75	30	135	272	1	87	13	459	49	47	494	3
MEATH / AN MHÍ	275	66	76	59	48	238	1	45	29	595	6	10	44	3
MONAGHAN / MUINEACHÁN	182	27	49	6	21	321	0	31	17	183	4	29	103	3
OFFALY / ÚIBH FHAILÍ	225	22	31	8	222	214	2	14	16	341	6	7	89	2
ROSCOMMON / ROS COMÁIN	225	46	68	15	160	150	0	17	12	194	15	32	296	2
SLIGO / SLIGEACH	143	4	30	3	43	104	5	23	4	115	13	33	166	1
TIPPERARY COUNTY COUNCIL / COMHAIRLE CONTAE TIOBRAID ÁRANN	488	156	128	58	167	555	1	40	40	975	38	36	277	6
*WATERFORD / PORT LÁIRGE	347	45	104	39	48	363	10	8	22	277	15	6	71	0
WESTMEATH / AN IARMHÍ	189	54	60	34	105	118	17	27	13	283	6	7	59	1
WEXFORD / LOCH GARMAN	374	54	117	71	90	502	0	57	22	720	15	13	268	18
WICKLOW / CILL MHANTÁIN	112	15	112	20	31	284	0	31	17	303	7	3	49	2
TOTAL / IOMLÁN	7,404	1,047	2,012	734	2,530	9,013	162	916	451	12,042	533	799	3,282	140

* City and County / * Cathrach agus Contae

** City and County including Dun Laoghaire-Rathdown County Council and Fingal County Council / Cathrach agus Contae áirítear Comhairle Contae Dhún Laoghaire-Ráth an Dúin agus Comhairle Contae Fhine Gall

Table 11.(continued) Number of Tractors by Make in each Licensing Authority Area.
 Tábla 11. (ar lean) An Líon Tarracóiri de réir Déanaimh i ngach Ceantar Údaráis Cheadúnaithe.

Licensing Authority / Údarás Cheadúnaithe	MAKE / DÉANAMH														TOTAL / IOMLÁN
	MASSEY FERGUSON	MCCORMICK	NEW HOLLAND	RENAULT	SAME	STEYR	TUMOSAN	UNIVERSAL	URSUS	VALMET	VALTRA	ZETOR	OTHER MAKES / DÉANAMH EILE	MAKE UNSPECIFIED / DÉANAMH NEAMHSHRONRAITHE	
CARLOW / CEATHARLACH	311	10	247	12	6	5	1	1	15	29	74	85	20	25	1,822
CAVAN / AN CABHÁN	1,456	18	305	10	77	0	1	0	27	38	66	85	17	50	3,164
CLARE / AN CLÁR	1,113	31	266	132	40	2	7	3	49	13	18	297	20	27	3,438
*CORK / CORCAIGH	1,577	78	2,259	41	38	10	6	8	25	76	201	361	174	131	10,666
DONEGAL / DÚN NA NGALL	1,457	37	635	57	148	3	3	1	37	7	81	127	31	46	3,972
**DUBLIN / BAILE ÁTHA CLIATH	256	11	121	15	14	2	1	6	20	5	9	12	65	6	1,346
*GALWAY / GAILLIMH	1,498	35	553	58	175	13	23	25	89	19	40	597	68	57	6,129
KERRY / CIARRAÍ	961	63	462	46	97	0	8	2	63	38	121	251	53	60	4,342
KILDARE / CILL DARA	476	19	349	40	13	3	4	1	27	7	10	59	39	18	2,192
KILKENNY / CILL CHAINNIGH	566	43	521	29	24	7	0	3	35	47	98	148	71	53	3,684
LAOIS / LAOIS	806	78	327	18	13	1	2	6	45	6	11	265	32	19	2,922
LEITRIM / LIATROIM	486	4	97	11	80	1	2	0	26	3	21	44	10	28	1,242
*LIMERICK / LUIMNEACH	677	19	449	46	26	0	1	5	94	19	69	345	35	24	3,667
LONGFORD / AN LONGFORT	517	5	185	9	22	0	4	0	38	13	23	62	13	28	1,512
LOUTH / LÚ	240	30	109	10	3	0	0	2	6	3	3	33	23	12	1,212
MAYO / MAIGH EO	1,735	35	351	27	79	0	3	8	139	5	77	336	69	36	5,502
MEATH / AN MHÍ	689	91	258	32	53	3	2	3	29	26	34	86	40	37	2,878
MONAGHAN / MUINEACHÁN	591	47	317	89	51	2	0	0	25	7	15	59	18	15	2,212
OFFALY / UÍBH FHAILÍ	646	43	387	25	35	0	10	7	66	11	13	192	28	27	2,689
ROSCOMMON / ROS COMÁIN	652	54	270	47	85	4	9	5	92	17	78	288	23	30	2,886
SLIGO / SLIGEACH	537	21	163	13	104	2	0	2	63	2	27	191	52	11	1,875
TIPPERARY COUNTY COUNCIL / COMHAIRLE CONTAE TIOBRAID ÁRANN	941	77	885	141	74	16	8	5	91	21	58	384	54	43	5,763
*WATERFORD / PORT LÁIRGE	313	23	263	48	9	3	4	0	26	9	27	105	23	23	2,231
WESTMEATH / AN IARMHÍ	751	28	251	21	42	4	6	17	76	26	43	160	35	31	2,464
WEXFORD / LOCH GARMAN	611	91	632	44	54	60	11	1	97	44	102	87	75	57	4,287
WICKLOW / CILL MHANTÁIN	278	14	238	3	10	13	4	1	28	14	16	62	41	18	1,726
TOTAL / IOMLÁN	20,141	1,005	10,900	1,024	1,372	154	120	112	1,328	505	1,335	4,721	1,129	912	85,823

* City and County / * Cathrach agus Contae

** City and County including Dun Laoghaire-Rathdown County Council and Fingal County Council / Cathrach agus Contae áirítear Comhairle Contae Dhún Laoghaire-Ráth an Dúin agus Comhairle Contae Fhine Gall

Table 12. Number of Motor Cycles by Make in each Licensing Authority Area.

Tábla 12. An Líon Gluaisrothair de réir Déanaimh i ngach Ceantar Údarás Cheadúnaithe.

Licensing Authority / Údarás Cheadúnaithe	MAKE / DÉANAMH											
	APRILIA	BMW	DUCATI	GILERA	HARLEY DAVIDSON	HONDA	HYOSUN	KAWASAKI	KEEWAY	KTM	MBK	MOTO-GUZZI
CARLOW / CEATHARLACH	3	35	2	0	35	178	1	44	7	6	2	2
CAVAN / AN CABHÁN	3	27	2	0	10	153	2	31	0	3	1	0
CLARE / AN CLÁR	7	105	14	0	48	279	3	64	0	13	2	6
*CORK / *CORCAIGH	56	606	57	4	269	1,583	13	342	66	58	18	25
DONEGAL / DÚN NA NGALL	5	64	9	0	42	265	2	49	0	4	0	8
*DUBLIN / *BAILE ÁTHA CLIATH	157	1,203	197	64	409	3,357	57	696	48	115	89	25
*GALWAY / *GAILLIMH	18	118	15	2	72	430	5	71	3	6	2	6
KERRY / CIARRAÍ	6	90	4	2	64	360	2	79	7	4	5	5
KILDARE / CILL DARA	23	204	24	5	77	565	9	160	5	16	1	5
KILKENNY / CILL CHAINNIGH	7	57	8	0	68	260	0	65	1	11	4	5
LAOIS / LAOIS	6	49	6	0	25	153	1	55	2	4	0	0
LEITRIM / LIATROIM	2	9	4	0	8	63	0	7	0	1	0	0
*LIMERICK / LUIMNEACH	10	123	8	1	106	498	3	101	8	10	3	4
LONGFORD / AN LONGFORT	1	23	4	0	4	87	1	24	0	1	0	0
LOUTH / LÚ	9	63	10	0	38	237	5	52	1	2	2	1
MAYO / MAIGH EO	0	83	5	0	26	201	1	54	0	2	3	0
MEATH / AN MHÍ	21	156	31	3	65	567	5	112	7	11	3	6
MONAGHAN / MUINEACHÁN	2	16	3	0	16	109	3	30	0	0	1	0
OFFALY / UÍBH FHAILÍ	6	61	3	0	29	214	3	63	0	4	3	1
ROSCOMMON / ROS COMÁIN	3	34	5	0	7	105	1	21	0	3	1	0
SLIGO / SLIGEACH	5	42	6	1	17	142	1	33	2	7	2	2
TIPPERARY COUNTY COUNCIL / COMHAIRLE CONTAE TIOBRAID ÁRANN	10	113	8	4	123	439	2	129	2	12	2	8
*WATERFORD / PORT LÁIRGE	13	75	11	3	133	347	2	75	20	8	5	1
WESTMEATH / AN IARMHÍ	4	44	5	2	30	199	0	65	2	6	1	1
WEXFORD / LOCH GARMAN	9	133	16	1	74	459	1	89	9	6	3	3
WICKLOW / CILL MHANTÁIN	24	186	17	2	45	495	7	107	6	19	5	6
TOTAL / IOMLÁN	410	3,719	474	94	1,840	11,745	130	2,618	196	332	158	120

* City and County / * Cathrach agus Contae

** City and County including Dun Laoghaire-Rathdown County Council and Fingal County Council / Cathrach agus Contae áirítear Comhairle Contae Dhún Laoghaire-Ráth an Dúin agus Comhairle Contae Fhine Gall

Table 12. (continued) Number of Motor Cycles by Make in each Licensing Authority Area.
Tábla 12. (ar lean) An Líon Gluaisrothair de réir Déanamh i ngach Ceantar Údarás Cheadúnaithe.

Licensing Authority / Údarás Cheadúnaithe	MAKE / DÉANAMH								TOTAL / IOMLÁN
	PEUGEOT	PIAGGIO	SUZUKI	TRIUMPH	VESPA	YAMAHA	OTHER MAKES / DÉANAMH EILE	MAKE UNSPECIFIED / DÉANAMH NEAMHSHRO- NAITHE	
CARLOW / CEATHARLACH	3	7	72	6	4	96	15	7	525
CAVAN / AN CABHÁN	0	5	80	9	0	46	11	3	386
CLARE / AN CLÁR	2	3	121	27	2	129	27	7	859
*CORK / CORCAIGH	32	24	845	97	8	690	89	54	4,936
DONEGAL / DÚN NA NGALL	2	4	138	16	2	148	36	6	800
**DUBLIN / BAILE ÁTHA CLIATH	84	467	1817	224	61	1966	344	73	11,453
*GALWAY / GAILLIMH	5	18	300	17	2	185	38	9	1,322
KERRY / CIARRAÍ	2	4	169	14	1	153	25	8	1,004
KILDARE / CILL DARA	7	29	345	49	10	267	38	18	1,857
KILKENNY / CILL CHAINNIGH	5	5	141	29	1	142	24	7	840
LAOIS / LAOIS	1	5	95	11	3	64	3	2	485
LEITRIM / LIATROIM	0	1	30	1	0	25	6	1	158
*LIMERICK / LUIMNEACH	4	8	237	35	1	205	23	14	1,402
LONGFORD / AN LONGFORT	0	2	43	1	0	32	6	0	229
LOUTH / LÚ	7	15	140	13	3	100	21	4	723
MAYO / MAIGH EO	3	2	95	9	0	82	22	2	590
MEATH / AN MHÍ	2	11	235	33	2	230	27	11	1,538
MONAGHAN / MUINEACHÁN	2	2	48	7	0	37	8	2	286
OFFALY / UÍBH FHAILÍ	2	1	103	7	1	69	15	6	591
ROSCOMMON / ROS COMÁIN	0	1	72	4	1	56	8	2	324
SLIGO / SLIGEACH	7	2	64	5	0	51	17	6	412
TIPPERARY COUNTY COUNCIL / COMHAIRLE CONTAE TIOBRAID ÁRANN	2	4	232	21	2	208	25	6	1,352
*WATERFORD / PORT LÁIRGE	5	16	200	19	15	153	32	22	1,155
WESTMEATH / AN IARMHÍ	2	4	103	10	0	81	12	3	574
WEXFORD / LOCH GARMAN	9	3	225	19	1	213	26	12	1,311
WICKLOW / CILL MHANTÁIN	9	20	225	45	3	194	31	15	1,461
TOTAL / IOMLÁN	197	663	6,175	728	123	5,622	929	300	36,573

* City and County / * Cathrach agus Contae

** City and County including Dun Laoghaire-Rathdown County Council and Fingal County Council / Cathrach agus Contae áirítear Comhairle Contae Dhún Laoghaire-Ráth an Dúin agus Comhairle Contae Fhine Gall

Table 13. Number of Vehicles by Taxation Class and type of Fuel.

Tábla 13. An Líon Feithiclí de réir Aicme Cánachais agus cineál Breosla.

Taxation Class / Aicme Cánachais	PETROL / PEITREAL	DIESEL / DÍOSAL	PETROL & ELECTRIC / PEITREAL & LEICTREACH	PETROL & ETHANOL / PEITREAL & EATÁNÓL	ELECTRIC/ LEICTREACH	OTHER / EILE	TOTAL / IOMLÁN
Private Cars / Carranna Priobháideacha	1,148,911	776,440	8,607	9,293	529	88	1,943,868
Goods Vehicles / Feithiclí Earraí	699	316,565	19	1	68	26	317,378
Agricultural Tractors / Tarracóirí Talmhaíochta	141	84,876			4	21	85,042
Motorcycles / Gluaisrothair	36,495	27		1	49	1	36,573
Small Public Service Vehicles / Feithiclí Seirbhíse Poiblí Beaga	5,758	16,303	304	7	1		22,373
Exempt Vehicles / Feithiclí Díolmhaithe	7,810	20,010	136	54	22	1	28,033
Vintage Vehicles / Feithiclí Seanré	19,218	25,324	1	33	2	42	44,620
Motor Caravans / Mótarcharbháin	275	9,717				3	9,995
Large Public Service Vehicles / Feithiclí Seirbhíse Poiblí Móra	20	8,781	1				8,802
Mobile Machines / Meaisíní Soghluaiste	9	5,385	5		2	1	5,402
Excavators, Trench Diggers etc. / Tochtalóirí, Tochtalóirí Trinsí etc.	3	6,184				3	6,190
Small Dumpers & Forklift Truck / Dumpálaithe beaga & Trucail Ardaithe	7	2,580			23	17	2,627
General Haulage Tractors/Tarracóirí Iompair Ginearálta	217	563			1		781
Schoolbuses / Busanna Scoile	3	785					788
Hearses / Eileatrim	594	332					926
Youth/Community Buses / Busanna Óige/Pobail	1	814					815
Island Vehicles / Feithiclí Oileán	206	874					1,080
Off Road Dumpers / Dumpálaithe den Bhóthar		29					29
TOTAL / IOMLÁN	1,220,367	1,275,589	9,073	9,389	701	203	2,515,322

Figure 3. National Vehicle Fleet by Type of Fuel.
Figióir 3. An Flít Feithiclí Náisiúnta de Réir Cineál Breola.

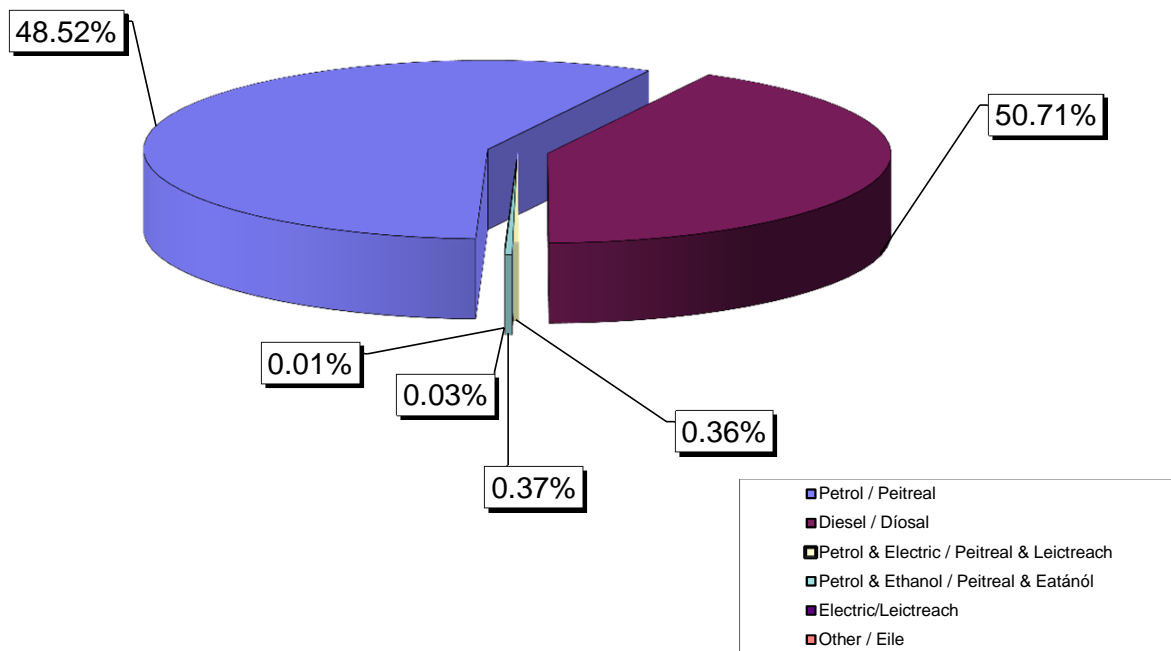


Table 14. Age of Private Cars by Engine Capacity and CO₂ Emissions.

Table 14. Aois Carranna Príobháideacha de réir Toilleadh Innill agus Astaíochta CO₂.

Cubic Centimetres / Ceintiméadair Ciúbacha CO ₂ Emissions/Astaíochta CO ₂			
Year First Licensed / An bhliain ar ceadúnaíodh ar dtús	Engine CC	CO ₂	Total / Iomlán
2014	1,039	87,618	88,657
2013	762	73,025	73,787
2012	763	84,794	85,557
2011	716	103,782	104,498
2010	749	113,037	113,786
2009	1,063	81,922	82,985
2008	59,150	121,596	180,746
2007	180,687		180,687
2006	174,375		174,375
2005	167,969		167,969
2004	144,855		144,855
2003	124,827		124,827
2002	112,028		112,028
2001	90,903		90,903
2000	94,920		94,920
1999	51,305		51,305
1998 and earlier years / 1998 agus na blianta roimhe sin	71,983		71,983
TOTAL / IOMLÁN	1,278,094	665,774	1,943,868

Figure 4. Age of Private Cars.
Figúir 4. Aois Carranna Príobháideacha

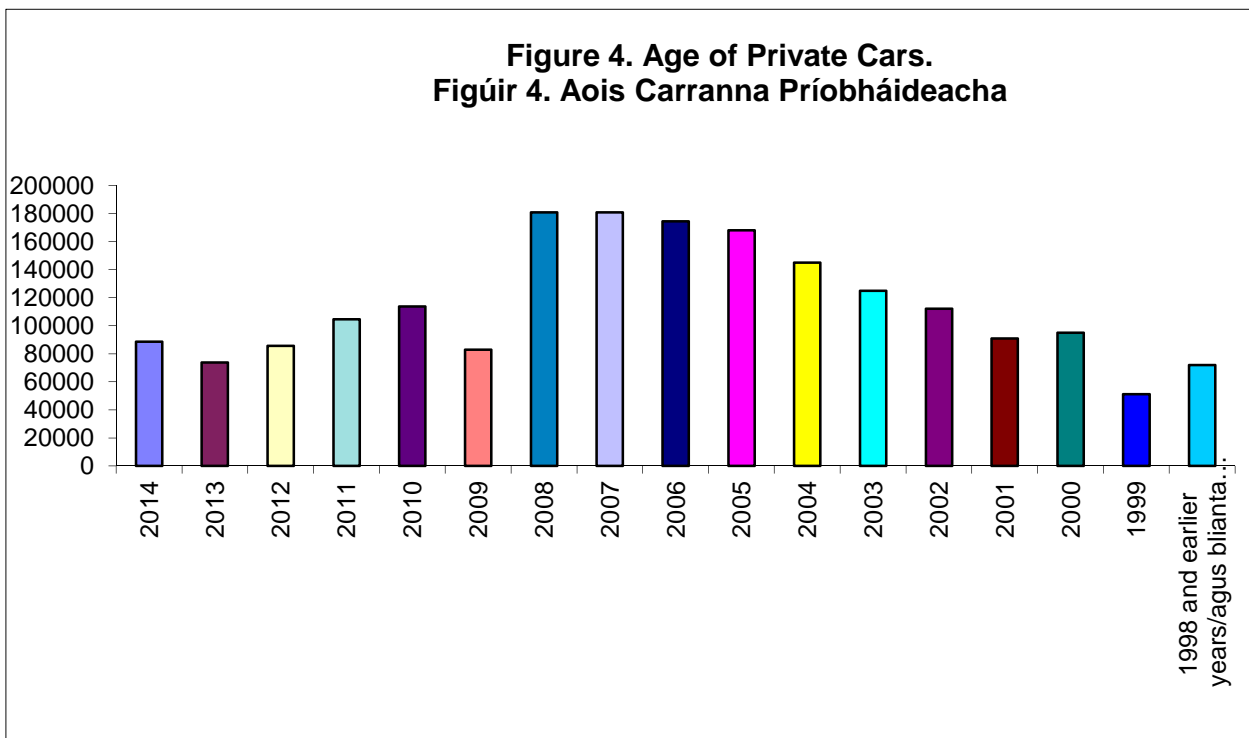
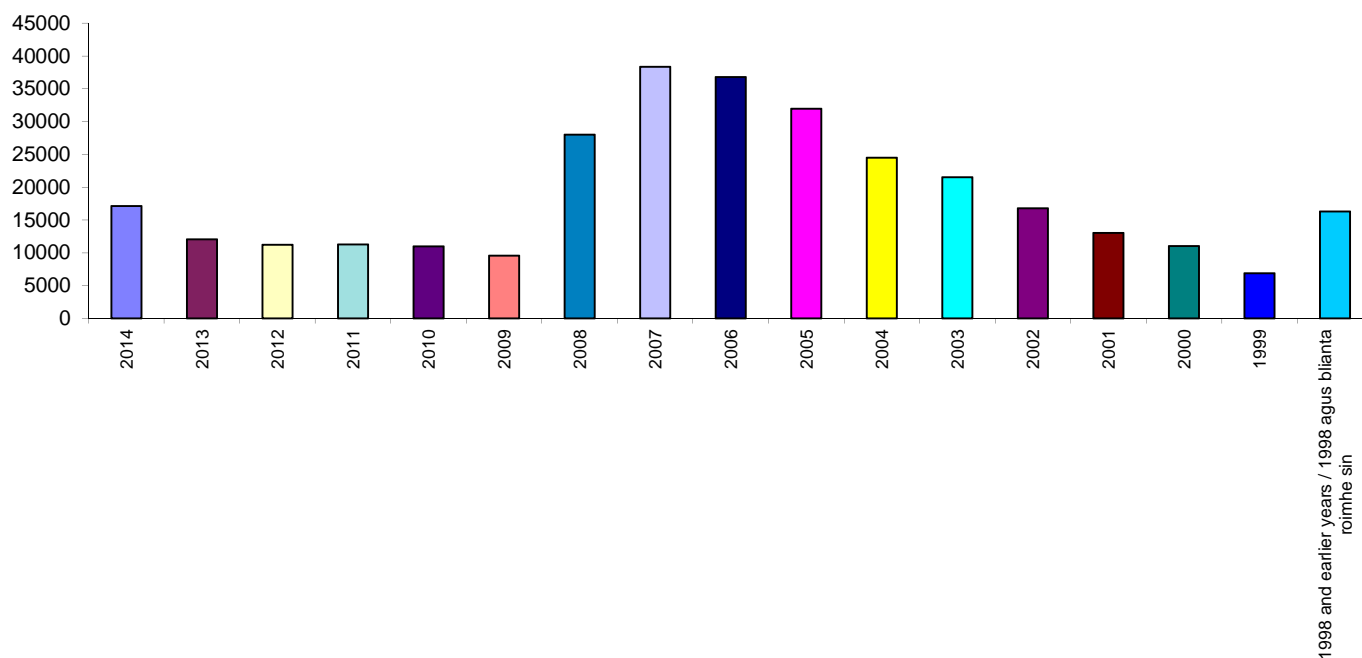


Table 15. Age of Goods Vehicles.
Tábla 15. Aois Feithiclí Earraí.

Year First Licensed / An Chéad Bhliain a Ceadúnaíodh	Number of Vehicles / An Líon Feithiclí
2014	17,111
2013	12,037
2012	11,242
2011	11,248
2010	11,000
2009	9,572
2008	27,998
2007	38,377
2006	36,802
2005	31,964
2004	24,487
2003	21,529
2002	16,806
2001	13,016
2000	11,011
1999	6,857
1998 and earlier years/1998 agus blianta roimhe sin	16,321
TOTAL / IOMLÁN	317,378

Figure 5. Age of Goods Vehicles.
Figiúr 5. Aois Feithiclí Earraí.



Section 2 / Cuid 2

New Vehicles First Licensed in 2014 / Feithiclí Nua a Ceadúnú ar dtús i 2014.

Table 16. Number of New Vehicles Licensed in 2014 broken down by Taxation Class.

Tabla 16. An Líon Feithiclí Nua a Ceadúnú i 2014 briste síos de réir Aicme Cánachais.

Taxation Class / Aicme Cánachais	Number Licensed in 2014 / An Líon a Ceadúnaíodh i 2014
Private Cars / Carranna Príobháideacha	92,361
Goods Vehicles / Feithiclí Earraí	16,254
Tractors / Tarracóirí	2,186
Motor Cycles / Gluaisrothair	960
Exempt Vehicles / Feithiclí Díolmhaithe	4,762
Small Public Service Vehicles / Feithiclí Seirbhíse Poiblí Beaga	237
Large Public Service Vehicles / Feithiclí Seirbhíse Poiblí Móra	280
Mobile Machines, Fork Lift Trucks, Excavators and Trench Diggers etc. / Meaisíní Soghluaiste, Trucail Ardaithe, Tochtóirí, agus Tochtóirí Trinse etc.	399
*Other Classes / *Aicmí Eile	213
TOTAL / IOMLÁN	117,652

*Includes School Buses, Hearses, Dumpers and Combine Harvesters.

* Áirítear leo seo Busanna Scoile, Eileatrim, Dumpálaithe agus Comhbhuaintoirí.

Figure 6. New Vehicles Licensed in 2014 by Taxation Class.
 Figiúr 6. Feithiclí Nua Ceadúnaithe i 2014 de réir Aicme Cánachais.

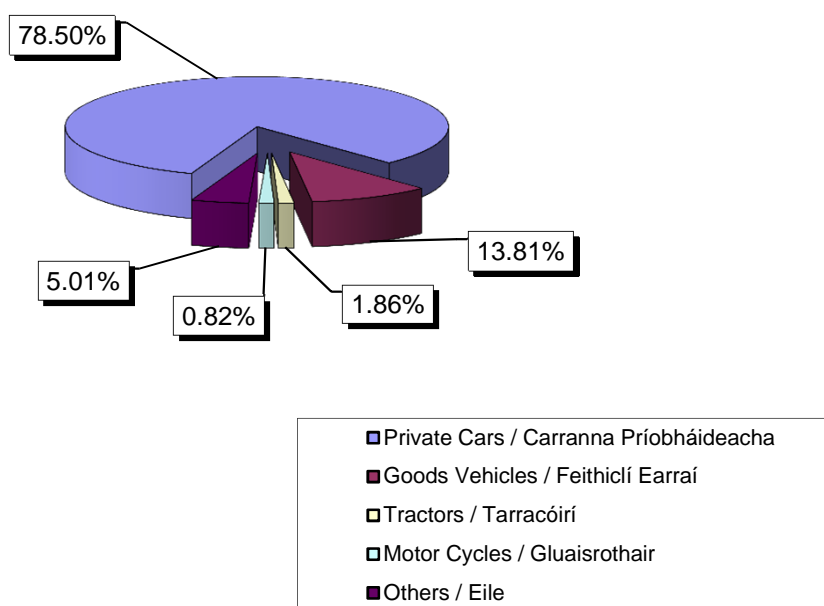


Table 17. New Private Cars by Make Licensed in 2014. / Tabla 17. Carranna Píobháideacha Nua de réir Déanaimh a Ceadúnú I 2014.

MAKE / DÉANAMH	TOTAL / IOMLÁN	MAKE / DÉANAMH	TOTAL / IOMLÁN
Alfa Romeo	40	Mini	477
Audi	4,157	Mitsubishi	577
B.M.W.	3,859	Nissan	6,691
Citroen	1,330	Opel	6,156
Dacia	2,536	Peugeot	2,804
Fiat	625	Porsche	51
Ford	9,040	Renault	4,821
Honda	1,287	Seat	2,334
Hyundai	7,410	Skoda	6,005
Jaguar	189	Ssangyong	89
Jeep	13	Subaru	135
Kia	4,062	Suzuki	617
Landrover	770	Toyota	9,658
Lexus	343	Volkswagen	11,329
Mazda	1,764	Volvo	1,175
Mercedes Benz	1,963	Other Makes	54
		Total / Iomlán	92,361

Table 18. Number of New Vehicles Licensed in 2014 by Taxation Class and Type of Fuel.

Tábla 18. An Líon Feithiclí Nua a Ceadúnú i 2014 de réir Aicme Cánachais agus Cineál Breosla.

TAXATION CLASS / AICME CÁNACHAIS	TYPE OF FUEL / CINEÁL BREOSLA						TOTAL / IOMLÁN
	PETROL / PEITREAL	DIESEL / DÍOSAL	PETROL & ELECTRIC / PEITREAL & LEICTREACH	PETROL & ETHANOL / PEITREAL & EATÁNÓL	ELECTRIC / LEICTREACH	OTHER / EILE	
Private Cars / Carranna Príobháideacha	23,417	67,740	953	2	222	27	92,361
Goods Vehicles / Feithiclí Earraí	2	16,241			8	3	16,254
Exempt Vehicles / Feithiclí Díolmhaithe	784	3,936	40		2		4,762
Motor Cycles / Gluaisrothair	953	1			6		960
Tractors / Tarracóirí	3	2,183					2,186
Mobile Machines, Fork Lift Trucks / Meaisíní Soghluaiste, Trucail Ardaíthe		399					399
Small Public Service Vehicles / Feithiclí Seirbhíse Poiblí Beaga	1	235	1				237
Large Public Service Vehicles / Feithiclí Seirbhíse Poiblí Móra		279	1				280
*Other Classes / *Aicmí Eile	2	211					213
Total / Iomlán	25,162	91,225	995	2	238	30	117,652

*Includes School Buses, Hearses, Dumpers and Combine Harvesters. / * Áirítear leo seo Busanna Scoile, Eileatrim, Dumpálaithe agus Comhbhuaintoirí.

Table 18a. Number of New Private Cars Licensed in 2014 by Co₂ Emission Band and Type of Fuel.

Tábla 18a. An Líon Feithiclí Nua a Ceadúnú i 2014 de réir Astaíochta Co₂ Banda agus Cineál Breosla.

EMISSION BAND / ASTAÍOCHTA BANDA	TYPE OF FUEL / CINEÁL BREOSLA						TOTAL / IOMLÁN
	PETROL / PEITREAL	DIESEL / DÍOSAL	PETROL & ELECTRIC / PEITREAL & LEICTREACH	PETROL & ETHANOL / PEITREAL & EATÁNÓL	ELECTRIC / LEICTREACH	OTHER / EILE	
A	13,929	47,559	877		222	27	62,614
B	8,970	15,771	50	2			24,793
C	408	2,343	26				2,777
D	49	732					781
E	30	374					404
F	16	832					848
G	13	101					114
Not available* Níl ar fáil*	2	28					30
Total / Iomlán	23,417	67,740	953	2	222		92,361

* These vehicles were not registered in VRT Category A and motor tax is charged on basis of engine capacity.

* Níor cláraíodh na feithiclí seo mar VRT Catagóir A agus gearrtar an cáin mótar bunaithe ar toilleadh innill.

Table 19. Number of Vehicles Licensed for the first time 2004 - 2014 by Taxation Class.
Tábla 19. An Líon Feithiclí a Ceadúnú don chéad uair 2004 - 2014 de réir Aicme Cánachais.

Taxation Class / Aicme Cánachais	2004	2005	2006	2007	2008	2009	2010	2011	2012	2013	2014
New Vehicles / Feithiclí Nua											
Private Cars/Carranna Príobháideacha	149,635	166,270	173,273	180,754	146,470	54,432	84,907	86,932	76,256	71,348	92,361
Goods Vehicles / Feithiclí Earraí	31,165	38,396	43,619	46,043	31,459	10,051	10,510	11,188	10,855	11,024	16,254
Tractors / Tarracóirí	2,881	3,168	3,687	4,442	4,154	1,883	1,359	1,731	1,996	4,403	2,186
Motor Cycles/Gluaisrothair	3,833	3,240	3,206	3,522	3,194	1,879	1,321	1,102	955	878	960
Exempt Vehicles/Feithiclí Díolmhaithe	5,099	4,851	6,169	7,422	6,286	3,690	4,207	4,014	3,930	3,955	4,762
Public Service Vehicles / Feithiclí Seirbhíse Poiblí											
Small / Beag	652	902	1,033	1,283	893	190	193	195	275	160	237
Large / Mór	529	498	699	673	721	303	113	102	256	218	280
Excavators, Trench Diggers and Machines or Contrivances / Tochtóirí, Tochtóirí Trinse agus Measíní nó Gléasanna eile	1,241	1,359	1,327	1,445	906	409	222	294	409	606	399
Other Classes / Aicmí Eile	472	600	714	862	734	288	244	203	161	295	213
TOTAL / IOMLÁN	195,507	219,284	233,727	246,446	194,817	73,125	103,076	105,761	95,093	92,887	117,652
Imported Used Vehicles / Feithiclí Úsáide Allmhairithe											
Private Cars/Carranna Príobháideacha	21,391	38,207	54,244	58,719	60,091	49,464	39,103	41,149	38,469	49,762	52,863
Goods Vehicles / Feithiclí Earraí	7,948	11,590	15,228	14,785	13,133	13,761	8,207	5,227	4,731	7,533	9,074
Tractors / Tarracóirí	3,021	3,327	3,601	3,492	3,412	2,845	2,194	2,537	1,781	6,598	2,357
Other Classes / Aicmí Eile	6,992	8,176	9,340	10,554	11,104	10,194	7,838	6,103	4,959	7,263	5,974
TOTAL / IOMLÁN	39,352	61,300	82,413	87,550	87,740	76,264	57,342	55,016	49,940	71,156	70,268
TOTAL ALL CLASSES / IOMLÁN AICMÍ AR FAD	234,859	280,584	316,140	333,996	282,557	149,389	160,418	160,777	145,033	164,043	187,920

Table 20. Number of New Vehicles First Licensed 2004 - 2014 in each Licensing Authority Area.
 Tábla 20. An Líon Feithiclí Nua a Ceadúnú don chéad uair 2004 - 2014 i ngach Ceantar Údarás Cheadúnaithe.

Licensing Authority / Údarás Cheadúnaithe	2004	2005	2006	2007	2008	2009	2010	2011	2012	2013	2014
CARLOW / CEATHARLACH	2,218	2,523	2,919	3,268	2,619	959	1,371	1,357	1,149	1,152	1,461
CAVAN / AN CABHÁN	2,506	2,989	3,241	3,465	2,676	929	1,285	1,315	1,153	1,112	1,405
CLARE / AN CLÁR	4,329	4,783	5,119	5,526	4,470	1,451	2,356	2,377	1,869	1,795	2,431
*CORK / CORCAIGH	26,330	28,568	30,114	31,767	25,026	10,031	14,544	14,385	11,141	10,706	13,794
DONEGAL / DÚN NA nGALL	4,435	5,024	5,446	6,014	4,465	1,828	2,909	2,515	2,193	2,051	2,723
**DUBLIN / BAILE ÁTHA CLIATH	64,287	70,492	72,997	76,716	60,159	24,070	30,997	34,501	34,268	33,668	42,048
*GALWAY / GAILLIMH	8,624	9,463	10,265	10,839	8,403	2,940	4,560	4,571	3,701	3,670	4,493
KERRY / CIARRAÍ	4,067	4,865	5,412	5,651	4,513	1,694	2,705	2,508	2,193	1,953	2,554
KILDARE / CILL DARA	9,042	10,004	10,651	11,130	8,697	2,902	4,152	4,267	3,693	3,767	4,927
KILKENNY / CILL CHAINNIGH	3,447	4,053	4,415	4,996	3,910	1,417	2,072	2,143	1,864	1,825	2,213
LAOIS / LAOIS	2,507	3,028	3,134	3,509	3,034	974	1,408	1,416	1,131	1,192	1,399
LEITRIM / LIATROIM	883	994	1,182	1,223	940	355	529	542	450	445	521
*LIMERICK / LUIMNEACH	8,431	9,147	9,547	10,133	8,577	3,457	4,495	4,873	3,713	3,371	4,496
LONGFORD / AN LONGFORT	1,220	1,494	1,523	1,776	1,381	519	677	723	602	552	655
LOUTH / LÚ	4,525	5,150	5,647	6,018	4,725	1,818	2,562	2,469	2,067	1,824	2,568
MAYO / MAIGH EO	4,494	5,458	5,962	5,780	4,314	1,586	2,293	2,195	1,961	1,929	2,311
MEATH / AN MHÍ	7,752	8,933	9,456	9,996	7,641	2,553	3,584	3,398	2,933	2,854	3,682
MONAGHAN / MUINEACHÁN	2,019	2,381	2,726	2,705	2,071	719	1,138	1,110	979	947	1,116
OFFALY / UÍBH FHAILÍ	2,933	3,244	3,516	3,751	3,038	952	1,417	1,303	1,223	1,227	1,485
ROSCOMMON / ROS COMÁIN	2,978	3,670	3,533	4,154	3,277	1,449	2,142	2,369	3,203	3,717	4,253
SLIGO / SLIGEACH	2,350	2,657	2,835	2,918	2,359	907	1,280	1,246	1,063	984	1,220
TIPPERARY COUNTY COUNCIL / COMHAIRLE CONTAE TIOBRAID ÁRANN	5,951	6,861	7,493	8,048	6,566	2,276	3,388	3,334	3,003	2,782	3,481
*WATERFORD / PORT LÁIRGE	5,467	6,638	7,241	7,291	6,404	1,925	2,985	3,029	2,801	2,530	3,636
WESTMEATH / AN IARMHÍ	3,144	3,537	4,028	4,201	3,147	1,140	2,041	1,842	1,689	1,729	2,084
WEXFORD / LOCH GARMAN	6,407	7,516	8,927	8,789	7,121	2,481	3,636	3,657	3,031	3,172	4,133
WICKLOW / CILL MHANTÁIN	5,161	5,812	6,398	6,782	5,284	1,793	2,550	2,316	2,020	1,933	2,563
TOTAL / IOMLÁN	195,507	219,284	233,727	246,446	194,817	73,125	103,076	105,761	95,093	92,887	117,652

*City and County / Cathrach agus Contae

** City and County including Dun Laoghaire-Rathdown County Council and Fingal County Council / Cathrach agus Contae áirítear Comhairle Contae Dhún Laoghaire-Ráth an Dúin agus Comhairle Contae Fhine Gall

Section 3 / Cuid 3

Driving Licences Current on 31st December 2014 / Ceadúnais Tiomána Reatha amhail an 31ú Nollaig 2014

Table 21. Driving Licences Current on 31st December, 2014 by Type in each County Area.

Tábla 21. Ceadúnais Tiomána Reatha amhail an 31ú Nollaig, 2014 de réir cineál i ngach Chontae.

County / Contae	Learner Permit Licences / Ceadúnais Foghlaimeora	Annual Licences / Ceadúnais Bhliantúla	Triennial Licences / Ceadúnais Trí Bliana	10 Year Licences / Ceadúnais 10 mbliana	Total Number of Driving Licences / An Líon iomlán Ceadúnais Tiomána
CARLOW / CEATHARLACH	3,619	158	3,185	29,689	36,651
CAVAN / AN CABHÁN	4,035	112	4,176	36,011	44,334
CLARE / AN CLÁR	5,556	285	7,592	62,249	75,682
CORK / CORCAIGH	25,839	1,065	31,361	261,124	319,389
DONEGAL / DÚN NA nGALL	6,825	409	9,692	80,467	97,393
DUBLIN / BAILE ÁTHA CLIATH	68,603	2,534	64,321	537,730	673,188
GALWAY / GAILLIMH	11,532	449	14,167	127,883	154,031
KERRY / CIARRAÍ	6,863	268	9,887	75,862	92,880
KILDARE / CILL DARA	11,926	273	9,085	105,407	126,691
KILKENNY / CILL CHAINNIGH	5,145	305	5,543	46,558	57,551
LAOIS / LAOIS	4,260	232	3,823	35,928	44,243
LEITRIM / LIATROIM	1,520	106	2,178	16,814	20,618
LIMERICK / LUIMNEACH	8,976	430	11,347	94,585	115,338
LONGFORD / AN LONGFORT	2,138	72	2,420	18,953	23,583
LOUTH / LÚ	6,006	242	6,295	56,192	68,735
MAYO / MAIGH EO	6,191	321	8,645	67,712	82,869
MEATH / AN MHÍ	9,106	278	9,009	92,478	110,871
MONAGHAN / MUINEACHÁN	2,760	166	3,631	32,205	38,762
OFFALY / UÍBH FHAILÍ	4,143	208	4,148	37,471	45,970
ROSCOMMON / ROS COMÁIN	2,982	148	4,532	33,358	41,020
SLIGO / SLIGEACH	2,711	203	4,381	33,947	41,242
TIPPERARY / TIOBRAID ÁRANN	9,069	450	10,654	80,283	100,456
WATERFORD / PORT LÁIRGE	5,888	224	7,031	56,599	69,742
WESTMEATH / AN IARMHÍ	4,568	211	4,771	42,919	52,469
WEXFORD / LOCH GARMAN	8,073	645	9,341	73,569	91,628
WICKLOW / CILL MHANTÁIN	7,544	352	8,119	69,313	85,328
TOTAL / IOMLÁN	235,878	10,146	259,334	2,205,306	2,710,664
Change from 2013 return					
Athrú ó aischr 2013	8,681	1,264	-994	60,123	69,074

* The Road Safety Authority assumed responsibility on the 29th October 2013 as the Licensing Authority for issuing of driving licences. / Ghlac an tÚdarás um Shábháilteacht ar Bhóithre freagrach ar an 29 Deireadh Fómhair 2013 mar an tÚdarás Ceadúnaithe a eisiúint ceadúnais tiomána.