

# Irish Bulletin of Vehicle and Driver Statistics

## Ráiteas Staidrimh na hÉireann maidir le Feithiclí agus Tiománaithe



**2012**



**An Roinn Iompair  
Turasóireachta agus Spóirt**

Department of Transport, Tourism and Sport



**Irish Bulletin of**  
**VEHICLE AND DRIVER STATISTICS**  
**2012**

---

**Ráiteas Staidrimh na hÉireann**  
**MAIDIR LE FEITHICLÍ AGUS TIOMÁNAITHE**  
**2012**

**Copies available from**  
**Dept. of Transport, Tourism and Sport website:**

[www.dttas.ie](http://www.dttas.ie)

**Cóipeanna ar fail ó**  
**shuíomh gréasáin na**  
**Roinne Iompair Turasóireachta agus Spóirt:**

**When statistics from this Bulletin are**  
**used or published the source should be**  
**acknowledged.**

**Ba choir aitheantas a thabhairt don**  
**fhoinse seo má úsáidtear nó má**  
**fhoilsítear staidrimh ón Ráiteas seo.**



**An Roinn Iompair**  
**Turasóireachta agus Spóirt**  
Department of Transport, Tourism and Sport

# Contents

<b>Introduction</b>	<b>Page</b>
<b>Key Statistics</b>	1 - 2
<b>Section 1: Mechanically propelled Vehicles under Current Licence on 31st December, 2012</b>	
Vehicle Statistics 1986 - 2012	3
Number of Mechanically Propelled Vehicles by Taxation Class	4
Number of Private Cars by Engine Capacity & CO <sub>2</sub> Emissions	5
Number of Goods Vehicles by Unladen Weight	6
Number of Private Cars by Engine Capacity in each Licensing Authority area	7
Number of Private Cars by CO <sub>2</sub> Emission Band in each Licensing Authority area	8
Number of Goods Vehicles by Unladen Weight in each Licensing Authority area	9
Number of Tractors by Taxation Class in each Licensing Authority area	10
Number of Motor Cycles by Engine Capacity in each Licensing Authority area	11
Number of Exempt, Public Service and other Vehicles in each Licensing Authority area	12
Number of Private Cars by Make	13
Number of Private Cars by Make in each Licensing Authority area	14 - 16
Number of Goods Vehicles by Make in each Licensing Authority area	17 - 18
Number of Tractors by Make in each Licensing Authority area	19 - 20
Number of Motor Cycles by Make in each Licensing Authority area	21 - 22
Number of Vehicles by Taxation Class and Type of Fuel	23
Age of Private Cars by Engine Capacity and CO <sub>2</sub> Emissions	24
Age of Goods Vehicles	25
<b>Section 2: New Vehicles first Licensed in 2012</b>	
Number of New Vehicles Licensed in 2012 broken down by Taxation Class	26
New Private Cars by Make Licensed in 2012	27
Number of New Vehicles Licensed in 2012 by Taxation Class and Type of Fuel	28
Number of New Private Cars Licensed in 2012 by CO <sub>2</sub> Emission Band and Type of Fuel	29
Number of Vehicles Licensed for the first time 2002 - 2012 by Taxation Class	30
Number of Vehicles Licensed for the first time 2002 - 2012 in each Licensing Authority area	31
<b>Section 3: Driving Licences current on 31st December, 2012</b>	
Driving Licences by Type in each Licensing Authority area	32
<b>Figures:</b>	
Vehicle Statistics 1986 - 2012	3
Mechanically Propelled Vehicles under Current Licence	4
National Vehicle Fleet by Type of Fuel	23
Age of Private Cars	24
Age of Goods Vehicles	25
New Vehicles Licensed in 2012 by Taxation Class	26

# Clár

## Réamhrá

leathanach

## Príomhstaidrimh

1 - 2

### Cuid 1: Feithiclí Inneallghluaiste faoi Cheadúnas Reatha amhail an 31 Nollaig, 2012

Staidrimh Feithiclí 1986 - 2012	3
An Líon Feithiclí Inneallghluaiste de réir Aicme Cánachais	4
An Líon Carranna Príobháideacha de réir Toilleadh Innill & Astaíochta CO <sub>2</sub>	5
An Líon Feithiclí Earraí de réir Meáchain gan Ualach	6
An Líon Carranna Príobháideacha de réir Toilleadh Innill i ngach Ceantar Údaráis Cheadúnaithe	7
An Líon Carranna Príobháideacha de réir Astaíochta CO <sub>2</sub> Banda i ngach Ceantar Údaráis Cheadúnaithe	8
An Líon Feithiclí Earraí de réir Meáchain gan Ualach i ngach Ceantar Údaráis Cheadúnaithe	9
An Líon Tarracóirí de réir Aicme Cánachais i ngach Ceantar Údaráis Cheadúnaithe	10
An Líon Gluaisrothair de réir Toilleadh Innill i ngach Ceantar Údaráis Cheadúnaithe	11
An Líon Feithiclí Díolmhaithe, Seirbhíse Poiblí agus Eile i ngach Ceantar Údaráis Cheadúnaithe.	12
An Líon Carranna Príobháideacha de réir Déanaimh	13
An Líon Carranna Príobháideacha de réir Déanaimh i ngach Ceantar Údaráis Cheadúnaithe	14 - 16
An Líon Feithiclí Earraí de réir Déanaimh i ngach ceantar Údaráis Cheadúnaithe	17 - 18
An Líon Tarracóirí de réir Déanaimh i ngach ceantar Údaráis Cheadúnaithe	19 - 20
An Líon Gluaisrothair de réir Déanaimh i ngach ceantar Údaráis Cheadúnaithe	21 - 22
An Líon Feithiclí de réir Aicme Cánachais agus Cineál Breosla	23
Aois Carranna Príobháideacha de réir Toilleadh Innill & Astaíochta CO <sub>2</sub>	24
Aois Feithiclí Earraí	25

### Cuid 2: Feithiclí Nua a Ceadúnú ar dtús i 2012

An Líon Feithiclí Nua a Ceadúnú i 2012 briste síos de réir Aicme Cánachais Carranna Príobháideacha Nua de réir Déanaimh a Ceadúnú i 2012	26
An Líon Feithiclí Nua a Ceadúnú i 2012 de réir Aicme Cánachais agus Cineál Breosla	27
An Líon Carranna Príobháideacha a Ceadúnú i 2012 de réir Astaíochta CO <sub>2</sub> Banda agus Cineál Breosla	28
An Líon Feithiclí a Ceadúnú don chéad uair 2002 - 2012 de réir Aicme Cánachais	29
An Líon Feithiclí a Ceadúnú don chéad uair 2002 - 2012 i ngach ceantar Údaráis Cheadúnaithe	30
	31

### Cuid 3: Ceadúnais Tiomána reatha amhail an 31ú Nollaig, 2012

Ceadúnais Tiomána de réir Cineáil i ngach ceantar Údaráis Cheadúnaithe	32
--	----

### Figiúirí:

Staidrimh Feithicle 1986 - 2012	3
Feithiclí Inneallghluaiste faoi Cheadúnas Reatha	4
Flít Feithiclí Náisiúnta de réir Cineál Breosla	23
Aois Carranna Príobháideacha	24
Aois Feithiclí Earraí	25
Feithiclí Nua Ceadúnaithe i 2012 de réir Aicme Cánachais	26

# Irish Bulletin of

## VEHICLE AND DRIVER STATISTICS

### 2012

#### INTRODUCTION

**This bulletin contains a broad range of statistical tables covering:**

- The size, composition, age and fuel type of licensed vehicles
- New and imported used vehicles licensed for the first time.
- Driver licensing.

**The bulletin shows mainly that:**

- The total number of licensed vehicles at 31st December 2012 was 2,403,223. A decrease of 21,933 (-0.90%) vehicles on the December 2011 figure. The main components of the vehicle fleet include 1,882,550 private cars, 309,219 goods vehicles, 63,080 agricultural tractors and 35,106 motor cycles [Table 2].
- CO<sub>2</sub> Emission values were introduced as a basis for the assessment of motor tax in respect of all Private cars after 1<sup>st</sup> July 2008. 438,904 vehicles were licensed based on their CO<sub>2</sub> emissions as at 31<sup>st</sup> December 2012 [Table 3].
- 95,093 new vehicles were licensed in 2012. This represents a decrease of 10,668 (-10%) on the 2011 figure [Table 16]. 49,940 imported used vehicles were licensed in 2012, which represented a decrease of 5,076 (-9.22%), on the 2011 figure.
- 54.71% of vehicles use petrol while 44.58% operate on diesel [Table 13].
- 82.56% of private cars are 4 years old and over while 63.8% are 6 years old and over [Table 14].
- 87.19% of goods vehicles are 4 years old and over while 65.7% are 6 years old and over [Table 15].
- Licensed drivers totaled 2.67 million at 31st December 2012. 90.4% held full licenses while the balance held learner permit licenses [Table 21].

# Ráiteas Staidrimh Na hÉireann

## MAIDIR LE FEITHICLÍ AGUS TIOMÁNAITHE

### 2012

#### Réamhrá

**Sa ráiteas seo tá réimse leathan de tháblaí staitistiúla ar a n-áirítear:**

- Méid, comhdhéanamh, aois agus breosla-chinéal feithicilí ceadúnaithe.
- Feithicilí nua agus feithicilí athláimhe allmhairithe a cheadúnaítear don chéad uair.
- Ceadúnú tiománaithe.

**Is iad na príomhphointí a thaispeántar sa ráiteas:**

- Ar an 31 Nollaig 2012 ba é líon iomlán na bhfeithicilí ceadúnaithe ná 2,403,223. Tá laghdú de 21,933 (-0.90%) ná an leibhéal feithicilí ag Nollaig 2011. Is iad na príomhranna feithicilí san iomlán ná 1,882,550 carranna príobháideacha, 309,219 feithicil earraí, 63,080 tarracóirí talmhaíochta agus 35,106 gluaisrothair [Tábla 2].
- Tugadh luachanna Astuithe CO<sub>2</sub> isteach mar bhunús don mheasúnú ar mhótarcháin I leith gach carr príobháideach a cláraíodh tar éis 1 Iúil 2008. Ceadúnaíodh 438,904 feithicil bunaithe ar a n-astuithe CO<sub>2</sub> amhail an 31 Nollaig 2012 [Tábla 3].
- Ceadúnaíodh 95,093 feithicilí nua i 2012. Laghdú 10,668 (-10%) é sin ar fhiúir 2011 [Tábla 16]. Ceadúnaíodh 49,940 feithicilí úsáidte allmhairithe i 2012 rud ab ionann agus laghdú 5,076 (-9.22%) ar fhiúirí 2011.
- Usáideann 54.71% de fheithicilí peitreal agus oibríonn 44.58% ar diosail [Tábla 13].
- Tá 82.56% de na carranna príobháideacha 4 bliana d'aois agus níos mó agus tá 63.8% díobh 6 bliana d'aois agus níos mó [Tábla 14].
- Tá 87.19% de na feithicilí earraí 4 bliana d'aois agus níos mó agus tá 65.7% díobh 6 bliana d'aois agus níos mó [Tábla 15].
- Ba é 2.67 milliun an líon iomlán tiománaithe ceadúnaithe ar an 31 Nollaig 2012. Bhi ceadúnas iomlán ag 90.4% fad is bhí ceadúnais foghlaimora ag an bhfuilleach [Tábla 21].

# Key Statistics

## 1 No. of Mechanically Propelled Vehicles by Taxation Class (at 31st December, 2012).

Year	Private Cars	Goods Vehicles	Agricultural Tractors etc.	Motor Cycles	Others	Total
1985	709,546	93,369	68,552	26,025	17,266	914,758
1990	796,408	143,166	72,814	22,744	19,127	1,054,259
1995	990,384	141,785	77,925	23,452	28,957	1,262,503
2000	1,319,250	205,575	73,806	30,638	52,952	1,682,221
2005	1,662,157	286,548	76,307	34,300	79,368	2,138,680
2010	1,872,715	327,096	63,677	38,145	114,754	2,416,387
2012	1,882,550	309,219	69,961	35,106	106,387	2,403,223

## 2 No. of Vehicles by Type of Fuel (at 31st December, 2012).

Petrol	1,314,904	54.71%
Diesel	1,071,449	44.58%
Petrol and Electric	6,781	0.28%
Petrol and Ethanol	9,533	0.40%
Others	<u>556</u>	<u>0.02%</u>
<b>Total</b>	<b>2,403,223</b>	<b>100%</b>

## 3 Age of Vehicles (at 31st December, 2012).

	Private Cars	Goods Vehicles
4 Years old and over	1,554,245 (82.56%)	269,623 (87.19%)
6 Years old and over	1,201,664 (63.8%)	203,229 (65.7%)

## 4 New Vehicles -First Licensed (year ending 31st December).

	2012	2011	Change
Private Cars	76,256	86,932	-12.28%
Goods Vehicles	10,855	11,188	-2.98%
Agricultural Tractors etc.	1,996	1,731	15.31
Motor Cycles	955	1,102	-13.34
Others	<u>5,031</u>	<u>4,808</u>	<u>4.64%</u>
<b>Total</b>	<b>95,093</b>	<b>105,761</b>	<b>-10.09%</b>

## 5 Driving Licensing.

### (a) Classification of Licences (year ending 31st December)

	2012	2007
Full	2,413,936 (90.4%)	2,111,366 (83%)
Learner Permit	<u>257,334 (9.6%)</u>	<u>427,724 (17%)</u>
<b>Total</b>	<b>2,671,270 (100%)</b>	<b>2,539,090 (100%)</b>

# Príomhstaidrimh

## 1 An Líon Feithiclí Ineallghluaiste de réir Aicme Canachais (amhail an 31ú Nollaig, 2012).

Bliain	Carranna Príobháideacha	Feithiclí Earraí	Tarracóirí Taimhaíochta etc..	Gluaisrothair	Eile	Iomlán
1985	709,546	93,369	68,552	26,025	17,266	<b>914,758</b>
1990	796,408	143,166	72,814	22,744	19,127	<b>1,054,259</b>
1995	990,384	141,785	77,925	23,452	28,957	<b>1,262,503</b>
2000	1,319,250	205,575	73,806	30,638	52,952	<b>1,682,221</b>
2005	1,662,157	286,548	76,307	34,300	79,368	<b>2,138,680</b>
2010	1,872,715	327,096	63,677	38,145	114,754	<b>2,416,387</b>
2012	1,882,550	309,219	69,961	35,106	106,387	<b>2,403,223</b>

## 2 An Líon Feithiclí de réir Cineál breoisia (amhail an 31ú Nollaig, 2012).

Peitreal	1,314,904	54.71%
Díosal	1,071,449	44.58%
Peitreal agus Leictreach	6,781	0.28%
Peitreal agus Eatánal	9,533	0.40%
Eile	<u>556</u>	<u>0.02%</u>
<b>Iomlán</b>	<b>2,403,223</b>	<b>100%</b>

## 3 Aois Feithiclí (amhail an 31ú Nollaig, 2012).

	Carranna Príobháideacha	Feithiclí Earraí
4 bliana d'aois agus níos mó	1,554,245 (82.56%)	269,623 (87.19%)
6 bliana d'aois agus níos mó	1,201,664 (63.8%)	203,229 (65.7%)

## 4 Feithiclí Nua - Ceadúnaithe do chéad uair (bliain dár chríoch 31ú Nollaig).

	2012	2011	Athrú
Carranna Príobháideacha	76,256	86,932	-12.28%
Feithiclí Earraí	10,855	11,188	-2.98%
Tarracóirí Talmhaíochta etc.	1,996	1,731	15.31%
Gluaisrothair	955	1,102	-13.34%
Eile	<u>5,031</u>	<u>4,808</u>	<u>4.64%</u>
<b>Iomlán</b>	<b>95,093</b>	<b>105,761</b>	<b>-10.09%</b>

## 5 Ceadúnú Tiomána

### (a) Rangú Ceadúnais (bliain dár chríoch 31ú Nollaig).

	2012	2007
Iomlán	2,413,936 (90.4%)	2,111,366 (83%)
Ceadúnas Foghlaimeora	<u>257,334 (9.6%)</u>	<u>427,724 (17%)</u>
<b>Iomlán</b>	<b>2,671,270 (100%)</b>	<b>2,539,090 (100%)</b>



## Section 1

### Mechanically Propelled Vehicles under Current Licence./ Feithicilí Inneallghluaiste faoi Cheadúnas Reatha

Table 1. Vehicle Statistics 1986 - 2012. / Tablá 1. Staidrimh Feithicilí 1986 - 2012.

Year / Bliain	Private Cars Carranna Príobháideacha	Motor Cycles Gluaisrothair	Goods Vehicles Feithicilí Earraí	Tractors, Excavators, Dumpers, etc. Tarracóirí, Tochtaltóirí, Dumpalaithe, etc.	Public Service Vehicles Feithicilí Seirbhíse Poiblí		Exempt Vehicles Feithicilí Díolmhaithe	Others Eile	TOTAL IOMLÁN
					Small / Beag	Large / Mór			
1986	711,087	25,735	101,475	66,149	4,710	3,422	7,146	2,760	922,484
1987	736,595	25,828	111,023	67,597	4,826	3,521	7,525	2,838	959,753
1988	749,459	24,877	118,764	69,219	4,952	3,701	7,598	2,726	981,296
1989	773,396	24,492	130,020	72,707	5,061	3,834	7,238	2,812	1,019,560
1990	796,408	22,744	143,166	72,814	4,977	4,047	7,255	2,848	1,054,259
1991	836,583	24,652	148,331	75,742	5,363	4,388	7,119	3,367	1,105,545
1992	858,498	24,649	144,798	76,784	5,711	4,557	7,514	3,962	1,126,473
1993	891,027	23,921	135,225	77,115	6,144	4,835	7,874	5,097	1,151,238
1994	939,022	23,632	135,809	77,680	6,925	4,985	8,052	6,168	1,202,273
1995	990,384	23,452	141,785	77,925	8,086	5,282	8,336	7,253	1,262,503
1996	1,057,383	23,847	146,601	78,696	9,219	5,535	8,661	8,674	1,338,616
1997	1,134,429	24,424	158,158	78,405	10,340	5,845	10,336	10,393	1,432,330
1998	1,196,901	24,398	170,866	78,047	11,249	6,096	11,748	11,548	1,510,853
1999	1,269,245	26,677	188,814	75,591	13,076	6,564	12,248	15,941	1,608,156
2000	1,319,250	30,638	205,575	73,806	13,637	6,957	13,864	18,494	1,682,221
2001	1,384,704	32,913	219,510	73,719	16,547	7,084	14,965	20,242	1,769,684
2002	1,447,908	33,147	233,069	73,956	18,252	7,090	16,186	20,438	1,850,046
2003	1,507,106	35,094	251,130	76,425	19,856	7,392	17,185	23,241	1,937,429
2004	1,582,833	34,854	268,082	76,697	20,744	7,430	18,847	26,820	2,036,307
2005	1,662,157	34,300	286,548	76,307	21,888	7,625	20,321	29,534	2,138,680
2006	1,778,861	34,927	318,604	78,520	23,284	7,997	22,117	32,083	2,296,393
2007	1,882,901	37,178	345,874	80,239	26,654	8,451	24,761	35,506	2,441,564
2008	1,924,281	39,409	351,307	79,613	29,053	8,911	26,441	38,553	2,497,568
2009	1,902,429	39,552	343,940	75,318	28,284	8,556	26,954	42,627	2,467,660
2010	1,872,715	38,145	327,096	71,457	26,680	8,245	27,092	44,957	2,416,387
2011	1,887,810	36,582	320,966	71,677	25,129	8,276	27,769	46,947	2,425,156
2012	1,882,550	35,106	309,219	69,961	24,180	8,266	27,455	46,486	2,403,223

Figure 1. Vehicle Statistics 1986 - 2012  
Figúir 1. Staidrimh Feithicilí 1986 - 2012

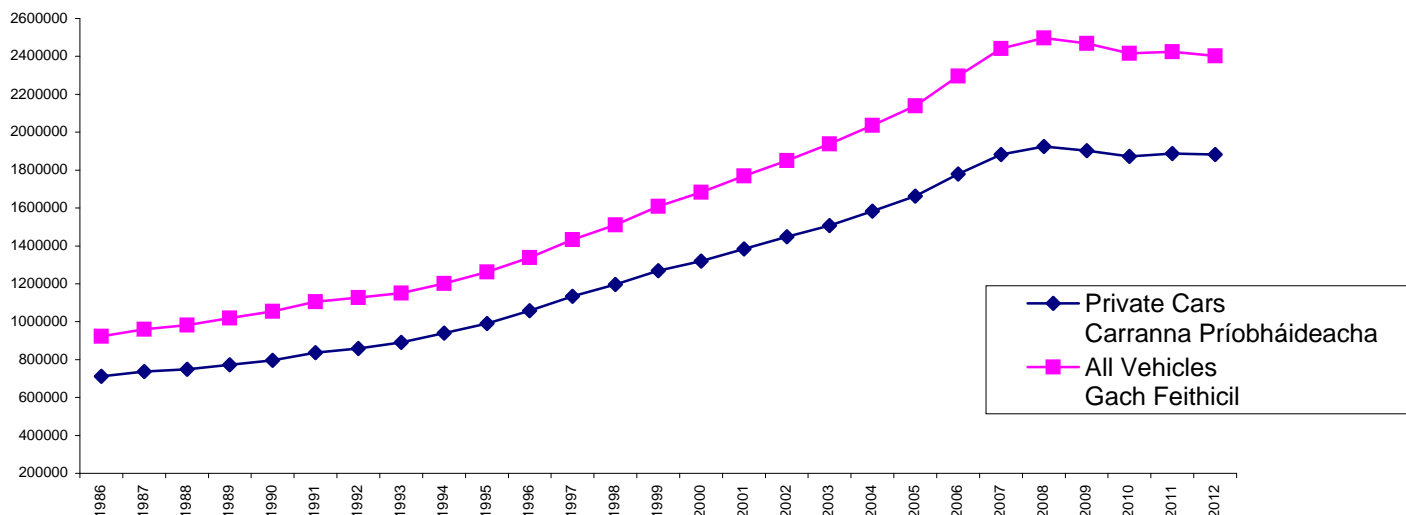


Table 2. Number of Mechanically Propelled Vehicles by Taxation Class at 31st December 2012. (2011 figures included for comparison purposes).

Tábla 2. An Líon Feithiclí Innealghluaiste de réir Aicme Cánachais amhail an 31ú Nollaig 2012. (figiúirí 2011 san áireamh ar mhaith le comparáid a dhéanamh).

Taxation Class / Aicme Cánachais	2012	2011	Increase or Decrease Ardú nó Íslíú	% Increase or Decrease % Ardú nó Íslíú
Private Cars / Carranna Príobháideacha	1,882,550	1,887,810	-5,260	-0.28
Goods Vehicles / Feithiclí Earraí	309,219	320,966	-11,747	-3.66
Agricultural Tractors / Tarracóirí Talmhaíochta	63,080	64,423	-1,343	-2.08
Motorcycles / Gluaisrothair	35,106	36,582	-1,476	-4.03
Small Public Service Vehicles / Feithiclí Seirbhíse Poiblí Beaga	24,180	25,129	-949	-3.78
Exempt Vehicles / Feithiclí Díolmhaithe	27,455	27,769	-314	-1.13
Vintage Vehicles / Feithiclí Seanré	28,335	27,194	1,141	4.20
Motor Caravans / Mótarcharbháin	9,492	10,938	-1,446	-13.22
Large Public Service Vehicles / Feithiclí Seirbhíse Poiblí Móra	8,266	8,276	-10	-0.12
Mobile Machines / Meaisíní Soghluaiste	5,203	5,530	-327	-5.91
Excavators, Trench Diggers etc. / Tochtóirí, Tochtóirí Trinsí etc.	4,087	4,228	-141	-3.33
Small Dumpers & Forklift Truck / Dumpálaithe beaga & Trucail Ardaithe	1,925	2,074	-149	-7.18
General Haulage Tractors / Tarracóirí Iompair Ginearálta	847	939	-92	-9.80
Schoolbuses / Busanna Scoile	859	833	26	3.12
Hearses / Eileatrain	868	856	12	1.40
Youth/Community Buses / Busanna Óige/Pobail	802	782	20	2.56
Island Vehicles / Feithiclí Oileán	927	814	113	13.88
Off Road Dumpers / Dumpálaithe den Bhóthar	22	13	9	69.23
<b>TOTAL / IOMLÁN</b>	<b>2,403,223</b>	<b>2,425,156</b>	<b>-21,933</b>	<b>-0.90</b>

Figure 2. Mechanically Propelled Vehicles Under Current Licence.  
Figiúr 2. Feithiclí Innealghluaiste faoi Cheadúnas Reatha.

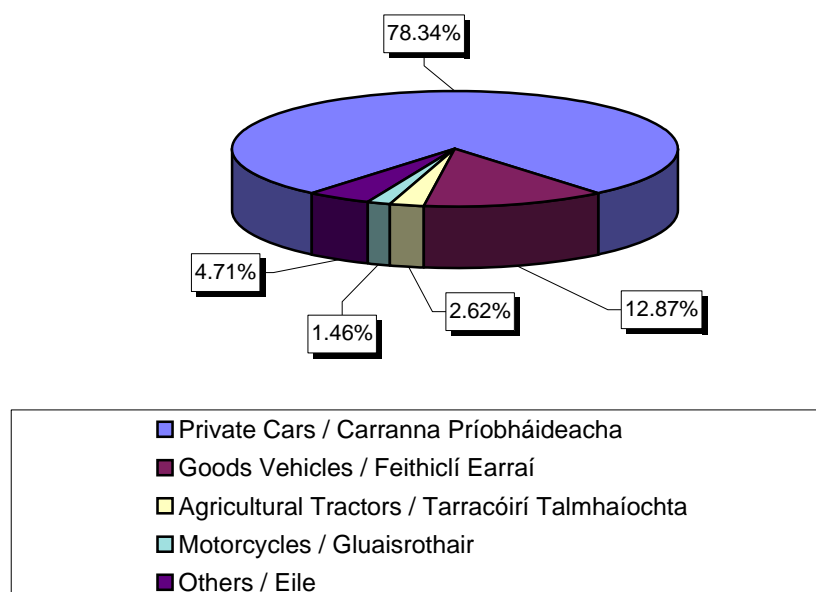


Table 3. Number of Private Cars by Engine Capacity and CO<sub>2</sub> Emissions.

Tábla 3. An Líon Carranna Príobhaideacha de réir Toilleach Innill & Astaíochta CO<sub>2</sub>

Basis for Motor Tax/An Bonn Mótarchánach										GRAND TOTAL / IOMLÁN AR FAD	
Cubic Centimetres/ Ceintiméadar Ciúbach	Total / Iomlán	CO <sub>2</sub> Emissions Band*/Astaíochta CO <sub>2</sub> Banda									
		A	B	C	D	E	F	G	Total / Iomlán		
<b>Not exceeding 1000 / Gan Níos mó ná 1000</b>	120,075	11,650	4,944							16,594	136,669
<b>1001 to/go dtí 1100</b>	5,943	944	413							1,357	7,300
<b>1101 to/go dtí 1200</b>	82,990	5,162	27,507	96	25					32,790	115,780
<b>1201 to/go dtí 1300</b>	100,044	8,859	24,611	1,052	230					34,752	134,796
<b>1301 to/go dtí 1400</b>	388,058	12,268	25,896	16,211	5,340	48	1			59,764	447,822
<b>1401 to/go dtí 1500</b>	52,730	19,127	18,836	2,328	440	61	1			40,793	93,523
<b>1501 to/go dtí 1600</b>	232,042	56,634	22,916	4,959	3,936	1,796	20			90,261	322,303
<b>1601 to/go dtí 1700</b>	5,716	2,637	6,441	415	82	4				9,579	15,295
<b>1701 to/go dtí 1800</b>	90,248	1,359	4,913	6,236	5,332	950	228	3		19,021	109,269
<b>1801 to/go dtí 1900</b>	120,457	1,161	10,463	6,791	746	168	40			19,369	139,826
<b>1901 to/go dtí 2000</b>	161,995	10,368	43,845	24,914	8,248	2,932	638	11		90,956	252,951
<b>2001 to/go dtí 2100</b>	400					2				2	402
<b>2101 to/go dtí 2200</b>	20,102	275	3,374	4,135	1,469	2,865	353	8		12,479	32,581
<b>2201 to/go dtí 2300</b>	6,518		687	1,145	1,395	804	11	4		4,046	10,564
<b>2301 to/go dtí 2400</b>	3,327	2	5	33	45	94	297	6		482	3,809
<b>2401 to/go dtí 2500</b>	17,699				9	66	199	31		305	18,004
<b>2501 to/go dtí 2600</b>	1,443						78	1		79	1,522
<b>2601 to/go dtí 2700</b>	3,385				51	159	57	12		279	3,664
<b>2701 to/go dtí 2800</b>	4,175					8	298	56		362	4,537
<b>2801 to/go dtí 2900</b>	293						4			4	297
<b>2901 to/go dtí 3000</b>	16,464		159	201	654	1,136	1,965	321		4,436	20,900
<b>Exceeding 3000 / Níos mó ná 3000</b>	9,542		300	135	2	126	374	257		1,194	10,736
<b>TOTAL / IOMLÁN</b>	<b>1,443,646</b>	<b>130,446</b>	<b>195,310</b>	<b>68,651</b>	<b>28,004</b>	<b>11,219</b>	<b>4,564</b>	<b>710</b>		<b>438,904</b>	<b>1,882,550</b>

\* CO<sub>2</sub> Emissions values were introduced as a basis for the assessment of motor tax in respect of all Private Cars registered after 1st July 2008.

\* Tugadh luachanna Astuithe CO<sub>2</sub> isteach mar bhunús don mheasúnú ar mhótarcháin I leith gach carr príobháideach a cláraíodh tar éis 1 Iúil 2008.

Table 4. Number of Goods Vehicles by Unladen Weight.  
Tábla 4. An Líon Feithiclí Earraí de réir Meáchain gan Ualach.

Unladen Weight (Kilograms)/Meáchan gan Ualach (Cileagram)	Number used for carriage of goods for hire or reward 2	An líon a húsáideadh chun earraí a iompar ar cíos nó ar son luach saothair 2	Number used for carriage of licensee's goods only 3	An líon a húsáideadh chun earraí a iompar don cheadúnaí amháin 3	Total Number of Goods Vehicles (Total of Columns 2 & 3)	An líon iomlán Feithiclí Earraí (Iomlán Colúin 2 & 3)
Not Exceeding 610/Gan níos mó ná 610	81		1,527		1,608	
611 to/go dtí 813	4		155		159	
814 to/go dtí 1016	91		1,803		1,894	
1017 to/go dtí 1270	1,769		47,962		49,731	
1271 to/go dtí 1524	1,725		45,012		46,737	
1525 to/go dtí 1778	1,949		50,569		52,518	
1779 to/go dtí 2032	2,762		77,350		80,112	
2033 to/go dtí 2286	1,078		30,511		31,589	
2287 to/go dtí 2540	422		9,669		10,091	
2541 to/go dtí 2794	202		3,473		3,675	
2795 to/go dtí 3048	162		2,141		2,303	
3049 to/go dtí 3302	69		898		967	
3303 to/go dtí 3556	78		955		1,033	
3557 to/go dtí 3810	80		833		913	
3811 to/go dtí 4064	86		900		986	
4065 to/go dtí 5080	382		2,982		3,364	
5081 to/go dtí 6096	262		1,902		2,164	
6097 to/go dtí 7112	186		1,209		1,395	
7113 to/go dtí 8128	235		1,504		1,739	
8129 to/go dtí 9144	279		1,687		1,966	
9145 to/go dtí 10160	261		1,323		1,584	
10161 to/go dtí 11176	359		1,569		1,928	
11177 to/go dtí 12192	677		2,073		2,750	
12193 to/go dtí 13208	502		1,967		2,469	
13209 to/go dtí 14224	503		1,771		2,274	
14225 to/go dtí 15240	383		1,183		1,566	
Exceeding 15241/Níos mó ná 15241	351		1,299		1,650	
Sub-Total / Fo-iomlán	14,938		294,227		309,165	
Electrically Propelled / Leictreachas ghluaiste						
not exceeding 1270 kilos / gan níos mó ná 1270	0		10		10	
exceeding 1270 kilos / níos mó ná 1270	1		43		44	
TOTAL / IOMLÁN	14,939		294,280		309,219	

Table 5. Number of Private Cars by Engine Capacity in each Licensing Authority Area.

Tábla 5. An Líon Carranna Príobhaideacha de réir toilleach lill i ngach Ceantar Údaráis Cheadúnaithe.

Licensing Authority / Údarás Ceadúnaithe	ENGINE CAPACITY (CUBIC CENTIMETRES)/TOILLEADH INNILL (CENTIMEADAR CIUBACH)														TOTAL / IOMLÁN
	Up to/Go dtí 900	901 - 1000	1001 - 1100	1101 - 1200	1201 - 1300	1301 - 1400	1401 - 1500	1501 - 1600	1601 - 1700	1701 - 1800	1801 - 1900	1901 - 2000	2001 - 2500	2501 and over/agus níos mó	
<i>County Councils / Comhairlí Contae</i>															
CARLOW / CEATHARLACH	37	1,487	69	1,219	1,440	5,130	688	2,932	74	1,002	2,361	2,144	595	324	19,502
CAVAN / AN CABHÁN	36	1,498	68	1,056	1,269	5,472	906	2,926	135	1,045	2,805	2,480	654	338	20,688
CLARE / AN CLÁR	54	3,081	148	1,794	2,504	11,672	1,656	6,979	108	2,211	3,517	4,273	1,170	656	39,823
*CORK / *CORCAIGH	398	14,390	617	9,750	14,159	52,755	4,655	29,802	553	10,913	13,591	19,642	5,260	3,517	180,002
DONEGAL / DÚN NA nGALL	85	3,215	204	2,633	2,554	12,510	1,431	6,551	600	1,917	6,532	6,026	1,293	637	46,188
*GALWAY *GAILLIMH	117	5,362	315	3,561	4,444	22,120	3,017	12,538	310	4,476	8,477	9,292	2,639	1,591	78,259
KERRY / CIARRAÍ	90	3,825	119	2,480	3,237	14,939	2,205	8,791	214	2,805	4,875	5,214	1,447	867	51,108
KILDARE / CILL DARA	149	5,277	246	4,673	4,381	17,293	2,325	10,877	213	4,511	5,043	7,859	2,660	2,086	67,593
KILKENNY / CILL CHAINNIGH	63	2,492	185	1,713	2,011	8,378	1,244	4,614	105	1,479	2,958	3,493	1,056	568	30,359
LAOIS / LAOIS	38	1,761	82	1,143	1,405	5,707	927	3,298	147	1,134	2,826	2,828	827	367	22,490
LEITRIM / LIATROIM	15	817	55	514	618	2,452	368	1,258	93	440	1,771	1,130	262	121	9,914
LIMERICK / LUIMNEACH	74	3,664	179	2,214	2,957	13,853	1,699	7,924	174	2,573	4,011	5,140	1,334	892	46,688
LONGFORD / AN LONGFORT	23	989	52	578	649	2,895	510	1,599	57	578	1,891	1,413	348	170	11,752
LOUTH / LÚ	62	2,838	136	2,478	2,022	9,080	1,263	4,664	143	1,758	2,977	3,507	1,021	751	32,700
MAYO / MAIGH EO	56	3,069	105	1,686	2,566	11,648	1,274	6,563	225	2,368	4,687	5,059	1,333	664	41,303
MEATH / AN MHÍ	93	3,782	182	3,623	3,406	14,316	2,205	8,905	218	3,498	5,506	6,828	2,251	1,655	56,468
MONAGHAN / MUINEACHÁN	18	1,110	82	1,028	921	4,391	490	2,147	191	773	2,455	2,335	536	296	16,773
OFFALY / UÍBH FHAILÍ	41	2,006	95	1,181	1,359	5,939	1,003	3,493	102	1,111	2,415	2,642	692	368	22,447
ROSCOMMON / ROS COMÁIN	33	1,434	82	906	1,353	5,335	795	2,780	85	842	2,805	2,212	631	276	19,569
SLIGO / SLIGEACH	29	1,781	118	1,065	1,359	5,815	779	3,217	130	1,039	2,284	2,404	583	304	20,907
NORTH TIPPERARY / TIOBRAID ÁRANN THUAIDH	34	2,046	112	1,259	1,306	6,726	1,186	3,993	85	1,137	2,721	3,045	782	398	24,830
SOUTH TIPPERARY / TIOBRAID ÁRANN THEAS	59	2,376	114	1,568	1,986	8,580	1,110	4,677	108	1,560	2,914	3,452	1,019	526	30,049
WATERFORD / PORT LÁIRGE	60	1,828	64	1,239	1,547	6,460	893	3,688	58	1,331	2,056	2,674	801	445	23,144
WESTMEATH / AN IARMHÍ	67	2,149	87	1,613	1,734	6,979	1,275	3,965	141	1,351	3,692	3,238	942	479	27,712
WEXFORD / LOCH GARMAN	143	3,970	238	3,425	3,452	12,749	1,928	7,083	185	2,393	4,667	5,878	1,557	907	48,575
WICKLOW / CILL MHANTÁIN	126	3,791	232	2,891	3,556	11,627	1,683	7,415	155	3,173	3,725	5,752	2,332	1,885	48,343
<i>City Councils/ Comhairlí Cathrach</i>															
*DUBLIN / *BAILE ÁTHA CLIATH	1,058	33,790	1,782	23,535	29,187	93,719	14,020	63,812	1,045	30,805	15,389	39,302	13,309	13,704	374,457
LIMERICK / LUIMNEACH	42	1,678	107	986	1,342	5,147	574	3,029	32	1,011	794	1,387	361	266	16,756
WATERFORD / PORT LÁIRGE	62	1,407	68	1,179	1,320	4,371	621	2,522	30	1,014	712	1,346	351	244	15,247
<b>TOTAL/IOMLÁN</b>	<b>3,162</b>	<b>116,913</b>	<b>5,943</b>	<b>82,990</b>	<b>100,044</b>	<b>388,058</b>	<b>52,730</b>	<b>232,042</b>	<b>5,716</b>	<b>90,248</b>	<b>120,457</b>	<b>161,995</b>	<b>48,046</b>	<b>35,302</b>	<b>1,443,646</b>

\*City and County/\*Cathrach agus Contae

Table 5a. Number of Private Cars by CO<sub>2</sub> Emission Band in each Licensing Authority Area.

Tábla 5a. An Líon Carranna Príobhaideacha de réir Astaíochta CO<sub>2</sub> Banda i ngach Ceantar Údaráis Cheadúnaithe.

Licensing Authority / Údarás Cheadúnaithe	CO <sub>2</sub> EMISSIONS BAND / ASTAÍOCHTA CO <sub>2</sub> BANDA								GRAND TOTAL (All Private) / IOMLÁN AR FAD (Gach Príobháideacha)
	A	B	C	D	E	F	G	TOTAL (CO <sub>2</sub> ) / IOMLÁN (CO <sub>2</sub> )	
<i>County Councils / Comhairlí Contae</i>									
CARLOW / CEATHARLACH	1,806	2,602	928	334	129	47	7	5,853	25,355
CAVAN / AN CABHÁN	1,912	2,788	1,149	381	162	45	3	6,440	27,128
CLARE / AN CLÁR	3,456	5,121	1,761	764	265	78	10	11,455	51,278
*CORK / *CORCAIGH	16,641	24,915	7,857	3,817	1,284	455	56	55,025	235,027
DONEGAL / DÚN NA nGALL	4,065	6,556	2,358	830	283	104	13	14,209	60,397
*GALWAY *GAILLIMH	5,945	9,598	3,883	1,353	519	242	20	21,560	99,819
KERRY / CIARRAÍ	3,563	5,666	1,928	877	276	89	16	12,415	63,523
KILDARE / CILL DARA	6,132	9,028	3,354	1,301	605	261	54	20,735	88,328
KILKENNY / CILL CHAINNIGH	3,004	4,145	1,515	523	205	94	7	9,493	39,852
LAOIS / LAOIS	2,141	2,961	1,170	445	127	37	6	6,887	29,377
LEITRIM / LIATROIM	994	1,348	492	138	39	14	1	3,026	12,940
LIMERICK / LUIMNEACH	4,570	6,669	2,160	989	372	121	20	14,901	61,589
LONGFORD / AN LONGFORT	1,165	1,577	623	181	75	20	1	3,642	15,394
LOUTH / LÚ	3,755	5,441	1,850	616	268	82	14	12,026	44,726
MAYO / MAIGH EO	3,235	5,136	2,035	697	246	66	13	11,428	52,731
MEATH / AN MHÍ	5,131	7,782	2,880	1,153	511	194	30	17,681	74,149
MONAGHAN / MUINEACHÁN	1,689	2,554	1,075	371	145	37	9	5,880	22,653
OFFALY / UÍBH FHAILÍ	2,077	2,957	1,070	394	163	40	4	6,705	29,152
ROSCOMMON / ROS COMÁIN	2,930	3,480	1,058	361	150	39	2	8,020	27,589
SLIGO / SLIGEACH	1,892	2,650	990	329	117	44	3	6,025	26,932
NORTH TIPPERARY / TIOBRAID ÁRANN THUaidh	2,781	3,765	1,282	463	170	59	7	8,527	33,357
SOUTH TIPPERARY / TIOBRAID ÁRANN THEAS	2,044	3,121	1,203	440	175	75	6	7,064	37,113
WATERFORD / PORT LáIRGE	2,094	3,406	1,093	399	143	56	6	7,197	30,341
WESTMEATH / AN IARMHÍ	2,656	3,695	1,337	475	179	81	12	8,435	36,147
WEXFORD / LOCH GARMAN	5,123	6,789	2,326	784	343	137	13	15,515	64,090
WICKLOW / CILL MHANTÁIN	3,488	5,275	1,913	840	402	165	22	12,105	60,448
<i>City Councils/ Comhairlí Cathrach</i>									
*DUBLIN / *BAILE ÁTHA CLIATH	33,741	52,513	18,169	8,248	3,647	1,791	342	118,451	492,908
LIMERICK / LUIMNEACH	889	1,613	560	240	98	41	4	3,445	20,201
WATERFORD / PORT LáIRGE	1,527	2,159	632	261	121	50	9	4,759	20,006
<b>TOTAL/IOMLÁN</b>	<b>130,446</b>	<b>195,310</b>	<b>68,651</b>	<b>28,004</b>	<b>11,219</b>	<b>4,564</b>	<b>710</b>	<b>438,904</b>	<b>1,882,550</b>

\*City and County/\*Cathrach agus Contae

Table 6. Number of Goods Vehicles by Unladen Weight in each Licensing Authority Area.  
 Tábla 6. An Líon Feithiclí Earraí de réir Meáchain gan ualach i ngach Ceantar Udaráis Cheadúnaithe.

Licensing Authority / Údarás Ceadúnaithe	Unladen Weight Expressed in Kilograms / Méachan gan Ualach (Cileagram)														TOTAL IOMLÁN
	Electric / Leictreach:		Up to 813	814 - 1016	1017 - 1270	1271 - 1524	1525 - 2032	2033 - 4064	4065 - 8128	8129 - 9144	9145 - 10160	10161 - 11176	11177 - 12192	12193 and over/agus níos mó	
	Up to/Go dtí 1270	Exc./Os C. 1270													
County Councils/Comhairlí Contae															
CARLOW / CEATHARLACH			44	38	982	854	2,152	1,003	144	32	18	36	54	164	5,521
CAVAN / AN CABHÁN	1		39	59	1,330	1,039	2,785	848	147	30	21	47	73	164	6,583
CLARE / AN CLÁR			242	52	1,714	1,435	4,430	1,285	175	33	24	27	32	173	9,622
*CORK / *CORCAIGH	1	7	195	295	6,347	5,522	17,260	5,495	1,184	252	201	208	282	1,239	38,488
DONEGAL / DÚN NA nGALL			54	162	2,529	1,793	5,661	1,770	321	55	42	72	109	226	12,794
*GALWAY *GAILLIMH	1	1	60	129	3,367	2,759	8,464	2,837	491	109	64	85	94	450	18,911
KERRY / CIARRAÍ		1	27	70	2,271	1,891	5,458	1,833	267	56	33	40	61	218	12,226
KILDARE / CILL DARA		1	85	62	1,928	1,680	5,604	2,465	366	74	74	93	108	374	12,914
KILKENNY / CILL CHAINNIGH	1		10	34	1,145	1,146	3,084	1,394	199	53	27	56	76	283	7,508
LAOIS / LAOIS	2	1	6	7	656	731	1,935	1,411	161	33	33	32	54	180	5,242
LEITRIM / LIATROIM			22	23	630	433	1,208	374	48	9	10	4	12	45	2,818
LIMERICK / LUIMNEACH		1	46	63	1,590	1,526	4,457	1,876	412	146	72	54	78	431	10,752
LONGFORD / AN LONGFORT			12	18	528	491	1,242	581	76	24	18	19	22	118	3,149
LOUTH / LÚ			42	39	1,166	1,015	2,847	1,055	228	68	65	69	120	164	6,878
MAYO / MAIGH EO			113	118	2,581	1,841	4,854	1,992	242	55	48	45	79	189	12,157
MEATH / AN MHÍ	1		42	68	1,979	1,799	5,483	2,251	404	68	55	101	151	385	12,787
MONAGHAN / MUINEACHÁN			13	44	1,209	955	2,579	890	149	48	48	101	135	365	6,536
OFFALY / UÍBH FHAILÍ		3	44	40	1,142	760	2,494	1,071	141	26	23	20	44	149	5,957
ROSCOMMON / ROS COMÁIN			30	42	1,068	793	2,475	799	102	29	25	27	41	83	5,514
SLIGO / SLIGEACH			29	36	993	887	2,341	723	162	33	21	25	28	68	5,346
NORTH TIPPERARY / TIOBRAID ÁRANN THUAIDH			43	37	939	775	2,842	846	177	37	25	50	64	160	5,995
SOUTH TIPPERARY / TIOBRAID ÁRANN THEAS			30	45	1,106	957	2,936	1,238	201	28	26	48	46	231	6,892
WATERFORD / PORT LÁIRGE			31	43	866	749	2,262	804	97	18	14	16	27	73	5,000
WESTMEATH / AN IARMHÍ			60	32	967	1,088	3,219	1,001	210	37	17	34	37	88	6,790
WEXFORD / LOCH GARMAN		1	67	80	1,989	1,746	5,443	2,070	302	80	66	117	443	361	12,765
WICKLOW / CILL MHANTÁIN		3	21	48	1,010	1,107	3,353	2,295	196	31	30	23	39	92	8,248
City Councils / Comhairlí Cathrach															
*DUBLIN / *BAILE ÁTHA CLIATH	3	21	330	185	6,925	10,179	23,629	10,274	1,844	477	467	467	417	1,352	56,570
LIMERICK / LUIMNEACH		1	20	11	379	396	1,112	637	149	12	8	7	11	61	2,804
WATERFORD / PORT LÁIRGE		3	10	14	395	390	1,021	439	67	13	9	5	13	73	2,452
<b>TOTAL/IOMLÁN</b>	<b>10</b>	<b>44</b>	<b>1,767</b>	<b>1,894</b>	<b>49,731</b>	<b>46,737</b>	<b>132,630</b>	<b>51,557</b>	<b>8,662</b>	<b>1,966</b>	<b>1,584</b>	<b>1,928</b>	<b>2,750</b>	<b>7,959</b>	<b>309,219</b>

\*City and County / \*Cathrach agus Contae

**Table 7. Number of Tractors by Taxation Class in each Licensing Authority Area.**  
**Tábla 7. An Líon Tarracóirí de réir Aicme Cánachais i ngach Ceantar Údarás Cheadúnaithe.**

Licensing Authority/ Údarás Cheadúnaithe	Tractors / Tarracóirí		TOTAL / IOMLÁN
	Agricultural /Taimhaíocht	General Haulage / Iompar Ginearálta	
<b>County Councils / Comhairli Contae</b>			
CARLOW / CEATHARLACH	1,547	11	1,558
CAVAN / AN CABHÁN	1,856	1	1,857
CLARE / AN CLÁR	2,464	19	2,483
*CORK / *CORCAIGH	8,343	155	8,498
DONEGAL / DÚN NA nGALL	3,081	10	3,091
*GALWAY *GAILLIMH	4,087	155	4,242
KERRY / CIARRAÍ	3,400	64	3,464
KILDARE / CILL DARA	1,713	20	1,733
KILKENNY / CILL CHAINNIGH	3,296	43	3,339
LAOIS / LAOIS	2,046	22	2,068
LEITRIM / LIATROIM	712	4	716
LIMERICK / LUIMNEACH	2,740	16	2,756
LONGFORD / AN LONGFORT	921	2	923
LOUTH / LÚ	794	8	802
MAYO / MAIGH EO	4,058	92	4,150
MEATH / AN MHÍ	1,952	8	1,960
MONAGHAN / MUINEACHÁN	1,181	3	1,184
OFFALY / UÍBH FHAILÍ	1,922	13	1,935
ROSCOMMON / ROS COMÁIN	1,817	13	1,830
SLIGO / SLIGEACH	1,381	14	1,395
NORTH TIPPERARY / TIOBRAID ÁRANN THUaidH	2,160	28	2,188
SOUTH TIPPERARY / TIOBRAID ÁRANN THEAS	2,270	24	2,294
WATERFORD / PORT LÁIRGE	1,655	17	1,672
WESTMEATH / AN IARMHÍ	1,507	18	1,525
WEXFORD / LOCH GARMAN	3,506	25	3,531
WICKLOW / CILL MHANTÁIN	1,414	3	1,417
<b>City Councils / Comhairlí Cathrach</b>			
*DUBLIN / *BAILE ÁTHA CLIATH	1,129	19	1,148
LIMERICK / LUIMNEACH	62	36	98
WATERFORD / PORT LÁIRGE	66	4	70
<b>TOTAL /IOMLÁN</b>	<b>63,080</b>	<b>847</b>	<b>63,927</b>

\*City & County/Cathrach & Contae



Table 7a. Number of Motor Cycles by Engine Capacity in each Licensing Authority Area.  
 Tábla 7a. An Líon Gluaisrothair de réir Toilleadh Innill i ngach Ceantar Údaráis Cheadúnaithe.

Licensing Authority/ Údarás Cheadúnaithe	Motor Cycles / Gluaisrothair				
	Up to/Go dtí 75 c.c.	76 c.c. up to / go dtí 150 c.c.	151 c.c. up to / go dtí 250 c.c.	Over /Os cionn 250 c.c.	TOTAL / IOMLÁN
<b>County Councils / Comhairli Contae</b>					
CARLOW / CEATHARLACH	21	59	24	386	490
CAVAN / AN CABHÁN	27	44	16	293	380
CLARE / AN CLÁR	34	71	47	640	792
*CORK / *CORCAIGH	262	562	236	3,714	4,774
DONEGAL / DÚN NA nGALL	36	93	33	554	716
*GALWAY *GAILLIMH	63	137	57	961	1,218
KERRY / CIARRAÍ	67	131	39	711	948
KILDARE / CILL DARA	43	142	98	1,444	1,727
KILKENNY / CILL CHAINNIGH	42	67	33	637	779
LAOIS / LAOIS	12	36	13	372	433
LEITRIM / LIATROIM	10	23	7	83	123
LIMERICK / LUIMNEACH	49	98	27	770	944
LONGFORD / AN LONGFORT	7	20	30	142	199
LOUTH / LÚ	50	83	31	535	699
MAYO / MAIGH EO	31	71	31	456	589
MEATH / AN MHÍ	49	100	51	1,285	1,485
MONAGHAN / MUINEACHÁN	12	23	6	210	251
OFFALY / UÍBH FHAILÍ	33	68	38	454	593
ROSCOMMON / ROS COMÁIN	10	38	21	208	277
SLIGO / SLIGEACH	27	52	28	267	374
NORTH TIPPERARY / TIOBRAID ÁRANN THUaidH	28	42	17	414	501
SOUTH TIPPERARY / TIOBRAID ÁRANN THEAS	36	91	31	621	779
WATERFORD / PORT LÁIRGE	28	95	26	470	619
WESTMEATH / AN IARMHÍ	30	56	18	417	521
WEXFORD / LOCH GARMAN	70	140	43	1,021	1,274
WICKLOW / CILL MHANTÁIN	44	111	79	1,098	1,332
<b>City Councils / Comhairlí Cathrach</b>					
*DUBLIN / *BAILE ÁTHA CLIATH	1,184	1,942	763	7,636	11,525
LIMERICK / LUIMNEACH	22	62	17	241	342
WATERFORD / PORT LÁIRGE	35	64	23	300	422
<b>TOTAL /IOMLÁN</b>	<b>2,362</b>	<b>4,521</b>	<b>1,883</b>	<b>26,340</b>	<b>35,106</b>

\* City & County/Cathrach & Contae

**Table 8. Number of Exempt, Public Service and Other Vehicles in each Licensing Authority Area.**  
**Tábla 8. An Líon Feithiclí Díolmhaithe, Seirbhíse Poiblí agus Eile i ngach Ceantar Udaráis Cheadúnaithe.**

Licensing Authority / Udarás Ceadúnaithe	**Exempt Vehicles / **Feithiclí Díolmhaithe	Public Service Vehicles / Feithiclí I Seirbhíse Poiblí					***Other Classes / ***Aicmí Eile	GRAND TOTAL (All Classes) IOMLÁN AR FAD (Gach aicme)
		Small /Beag			Large / Mór	Total / Iomlán		
		Taxi / Tacsáí	Hackney / Heacnáí	Limousine / Limousine				
County Councils / Comhairlí Contae								
CARLOW / CEATHARLACH	272	129	49	7	80	265	1,145	34,606
CAVAN / AN CABHÁN	385	119	78		162	359	697	37,389
CLARE / AN CLÁR	754	246	181	44	177	648	1,787	67,364
*CORK / *CORCAIGH	3,307	1,592	544	145	769	3,050	7,686	300,830
DONEGAL / DÚN NA nGALL	975	208	255	21	494	978	3,050	82,001
*GALWAY *GAILLIMH	1,778	808	225	39	431	1,503	3,378	130,849
KERRY / CIARRAÍ	856	260	179	70	395	904	3,115	85,036
KILDARE / CILL DARA	865	760	176	81	333	1,350	2,072	108,989
KILKENNY / CILL CHAINNIGH	531	188	46	5	298	537	1,397	53,943
LAOIS / LAOIS	328	184	58	12	131	385	1,023	38,856
LEITRIM / LIATROIM	218	48	41	6	85	180	470	17,465
LIMERICK / LUIMNEACH	837	246	120	44	216	626	2,256	79,760
LONGFORD / AN LONGFORT	193	69	23		77	169	447	20,474
LOUTH / LÚ	696	505	79	17	141	742	826	55,369
MAYO / MAIGH EO	946	182	169	13	290	654	1,306	72,533
MEATH / AN MHÍ	715	938	102	54	254	1,348	1,585	94,029
MONAGHAN / MUINEACHÁN	323	20	76	3	178	277	698	31,922
OFFALY / UÍBH FHAILÍ	308	99	111	13	153	376	1,260	39,581
ROSCOMMON / ROS COMÁIN	410	53	93	8	93	247	1,078	36,945
SLIGO / SLIGEACH	404	152	35	10	107	304	1,011	35,766
NORTH TIPPERARY / TIOBRAID ÁRANN THUAIDH	456	29	96	10	126	261	1,090	43,848
SOUTH TIPPERARY / TIOBRAID ÁRANN THEAS	491	11	159	3	166	339	1,209	49,117
WATERFORD / PORT LÁIRGE	311	75	44	15	91	225	1,106	39,274
WESTMEATH / AN IARMHÍ	329	293	35	14	125	467	830	46,609
WEXFORD / LOCH GARMAN	626	175	118	25	208	526	2,361	85,173
WICKLOW / CILL MHANTÁIN	564	300	107	38	183	628	1,790	74,427
City Councils / Comhairlí Cathrach								
*DUBLIN / *BAILE ÁTHA CLIATH	8,992	11,539	168	312	2,422	14,441	7,257	592,841
LIMERICK / LUIMNEACH	282	328	32	5	57	422	273	24,422
WATERFORD / PORT LÁIRGE	303	177	26	8	24	235	317	23,805
<b>TOTAL / IOMLÁN</b>	<b>27,455</b>	<b>19,733</b>	<b>3,425</b>	<b>1,022</b>	<b>8,266</b>	<b>32,446</b>	<b>52,520</b>	<b>2,403,223</b>

\* City and County / \* Cathrach agus Contae

\*\* Includes Government Owned, Diplomatic, Special (Invalid), Fire Brigade Vehicles, Ambulances, and Rescue Services Vehicles

\*\* Áirítear Feithiclí Rialtais, Taidhleoireachta, Speisialta (Easlán), Feithiclí na mBríogád Dóiteáin, Otharcharranna agus Feithiclí Seirbhíse Tarrthála

\*\*\* Includes School Buses, Mobile Machines, Excavators, Dumpers, Hearses, Vintage/Veteran Cars, Motor Caravans and Island Vehicles

\*\*\* Áirítear Busanna Scoile, Meaisíní Soghluaste, Tochtóirí, Dumpálaithe, Eileatrim, Feithiclí Seanré, Mótarcharbháin agus Feithiclí Oileán

**Table 9. Number of Private Cars by Make.**

**Tábla 9. An Líon Carranna Príobháideacha de réir Déanamh.**

MAKE / DÉANAMH	VEHICLES / FEITHICLÍ	MAKE / DÉANAMH	VEHICLES / FEITHICLÍ
ALFA ROMEO	5,268	LOTUS	53
ASTON MARTIN	76	MASERATI	78
AUDI	67,476	MAZDA	42,407
AUSTIN	317	MERCEDES BENZ	54,645
AUSTIN ROVER	4	MG	798
BEDFORD	3	MINI	9,221
BENTLEY	127	MITSUBISHI	24,156
BMW	72,053	NISSAN	152,109
CADILLAC	14	OPEL	132,477
CHEVROLET	13,633	PERODUA	89
CHRYSLER	2,249	PEUGEOT	81,069
CITROEN	34,203	PORSCHE	939
DAF	3	PROTON	35
DAIHATSU	3,933	RELIANT	1
DAIMLER	27	RENAULT	103,186
DODGE	259	ROLLS ROYCE	14
FERRARI	34	ROVER	7,274
FIAT	36,652	SAAB	10,362
FORD	218,092	SEAT	33,652
HOLDEN	15	SKODA	52,353
HONDA	46,835	SMART	429
HYUNDAI	56,528	SSANGYONG	935
ISUZU	275	SUBARU	5,114
IVECO	14	SUZUKI	25,748
JAGUAR	4,424	TATA	22
JEEP	181	TOYOTA	278,493
KIA	23,877	TRIUMPH	1
KUBOTA	90	VAUXHALL	13,388
LADA	2	VOLKSWAGEN	221,514
LANCIA	31	VOLVO	25,602
LANDROVER	10,365	OTHER MAKES / DÉANAMH EILE	156
LDV/DAF	8	MAKE UNSPECIFIED / DEANAMH	366
LEXUS	8,733	NEAMHSHRONAITHE	
LEYLAND	63		
		<b>Total / Iomlán</b>	<b>1,882,550</b>

Table 9a. Number of Private Cars by Make in each Licensing Authority Area.

Tábla 9a. An Líon Carranna Príobháideacha de réir Déanaimh i ngach Ceantar Údaráis Cheadúnaithe.

Licensing Authority / Údarás Cheadúnaithe	MAKE / DÉANAMH												
	ALFA ROMEO	AUDI	BMW	CHEVROLET	CHRYSLER	CITROEN	DAIHATSU	FIAT	FORD	HONDA	HYUNDAI	ISUZU	JAGUAR
County Councils/Comhairlí Contae													
CARLOW / CEATHARLACH	44	1,045	774	220	35	576	55	592	2,934	467	840	2	53
CAVAN / AN CABHÁN	37	1,073	657	272	26	435	40	325	3,169	488	677	3	36
CLARE / AN CLÁR	115	1,678	1,433	243	51	1,185	114	692	6,806	1,029	1,479	7	99
*CORK / *CORCAIGH	673	8,092	8,576	1,189	222	3,469	478	5,237	33,144	5,337	6,287	18	426
DONEGAL / DÚN NA NGALL	59	2,025	1,690	258	42	918	150	644	5,894	1,582	1,284	8	64
*GALWAY / *GAILLIMH	171	3,878	3,636	633	114	2,077	141	1,192	12,560	2,404	2,946	12	239
KERRY / CIARRAÍ	81	1,951	1,643	457	46	1,139	111	874	7,889	1,355	1,779	7	72
KILDARE / CILL DARA	261	3,276	3,757	535	82	2,260	156	1,583	9,614	1,966	2,716	19	188
KILKENNY / CILL CHAINNIGH	78	1,421	1,256	369	42	800	85	515	4,243	879	1,742	5	57
LAOIS / LAOIS	52	988	823	150	30	573	48	433	3,930	876	798	5	46
LEITRIM / LIATROIM	18	519	276	79	9	223	19	194	1,245	178	295	2	15
LIMERICK / LUIMNEACH	119	2,093	2,114	343	62	865	86	824	8,860	1,195	2,045	6	101
LONGFORD / AN LONGFORT	23	700	457	86	9	223	53	251	1,332	287	574	2	24
LOUTH / LÚ	82	1,499	1,578	361	44	882	81	776	4,647	903	1,206	7	104
MAYO / MAIGH EO	56	2,064	1,393	344	44	921	75	633	7,577	1,291	1,261	6	71
MEATH / AN MHÍ	224	2,713	2,857	618	70	1,581	130	1,514	7,114	1,638	2,242	16	183
MONAGHAN / MUINEACHÁN	28	894	729	118	36	302	42	225	2,195	360	636	4	28
OFFALY / UÍBH FHAILÍ	57	997	824	179	29	864	68	367	3,129	528	840	3	38
ROSCOMMON / ROS COMÁIN	30	918	678	165	17	367	35	359	3,511	508	718	5	42
SLIGO / SLIGEACH	45	924	801	132	17	462	50	333	2,934	631	770	2	34
NORTH TIPPERARY / TIOBRAID ÁRANN THUAIDH	43	1,123	969	149	30	718	85	369	3,377	709	1,003	7	35
SOUTH TIPPERARY / TIOBRAID ÁRANN THEAS	63	1,346	1,146	306	30	792	88	654	4,850	875	997	7	44
WATERFORD / PORT LÁIRGE	80	1,014	950	420	26	494	67	580	2,956	630	797	4	43
WESTMEATH / AN IARMHÍ	64	1,491	1,255	351	43	800	94	790	3,118	783	1,150	6	80
WEXFORD / LOCH GARMAN	135	1,883	1,922	523	67	1,920	135	1,309	6,781	1,637	2,109	15	146
WICKLOW / CILL MHANTÁIN	227	2,045	2,279	677	134	938	163	1,707	5,770	1,637	2,058	25	201
City Councils/ Comhairlí Cathrach													
*DUBLIN / *BAILE ÁTHA CLIATH	2,271	18,521	26,120	3,838	857	7,820	1,181	12,758	53,378	15,740	15,897	69	1,894
LIMERICK / LUIMNEACH	57	579	722	224	22	251	45	429	3,022	429	753	2	41
WATERFORD / PORT LÁIRGE	75	726	738	394	13	348	58	493	2,113	493	629	1	20
TOTAL / IOMLÁN	5,268	67,476	72,053	13,633	2,249	34,203	3,933	36,652	218,092	46,835	56,528	275	4,424

Table 9a. (continued) Number of Private Cars by Make in each Licensing Authority Area.

Tábla 9a. (ar lean) An Líon Carranna Príobháideacha de réir Déanaimh i ngach Ceantar Údaráis Cheadúnaithe.

Licensing Authority / Údarás Cheadúnaithe	MAKE / DÉANAMH														
	KIA	LANDROVER	LEXUS	MAZDA	MERCEDES BENZ	MG	MINI	MITSUBISHI	NISSAN	OPEL	PEUGEOT	PORSCHE	RENAULT	ROVER	SAAB
County Councils/Comhairlí Contae															
CARLOW / CEATHARLACH	364	103	52	846	614	15	83	383	1,899	1,731	1,557	3	1,601	104	91
CAVAN / AN CABHÁN	226	119	59	543	657	15	82	352	2,360	2,027	903	2	1,322	108	70
CLARE / AN CLÁR	665	233	196	1,738	999	20	145	667	4,776	2,750	1,884	11	2,242	284	254
*CORK / *CORCAIGH	2,759	1,023	1,357	6,156	5,143	58	1,174	2,118	12,873	18,459	7,991	65	13,263	716	1,385
DONEGAL / DÚN NA NGALL	1,346	354	202	938	788	32	181	741	3,076	5,190	2,712	9	2,855	324	211
*GALWAY / *GAILLIMH	865	507	508	1,950	2,420	44	341	1,127	7,513	7,340	3,966	28	4,045	433	450
KERRY / CIARRAÍ	543	321	197	1,622	1,440	14	157	825	5,728	4,369	2,677	15	3,745	239	184
KILDARE / CILL DARA	1,705	713	422	1,756	2,678	40	489	1,203	6,594	5,429	4,084	41	6,646	347	443
KILKENNY / CILL CHAINNIGH	758	212	111	661	852	13	142	927	3,597	2,456	2,076	5	1,919	158	187
LAOIS / LAOIS	667	107	83	505	703	9	120	290	2,391	2,208	1,207	4	1,530	95	98
LEITRIM / LIATROIM	95	52	24	142	231	1	34	164	927	1,603	469	2	516	54	62
LIMERICK / LUIMNEACH	704	299	212	1,093	1,378	13	274	542	4,882	4,727	2,789	25	2,942	180	258
LONGFORD / AN LONGFORT	125	56	42	251	335	4	45	235	1,275	807	588	1	572	60	54
LOUTH / LÚ	858	215	137	1,047	1,203	27	184	338	3,255	2,897	2,502	16	3,326	192	140
MAYO / MAIGH EO	421	182	176	683	1,086	12	109	686	3,697	4,193	2,029		1,398	222	155
MEATH / AN MHÍ	1,107	522	294	1,815	2,571	43	358	865	5,735	3,899	3,609	28	5,757	266	402
MONAGHAN / MUINEACHÁN	125	81	49	616	568	8	85	203	1,138	2,807	1,218	5	816	84	131
OFFALY / UÍBH FHAILÍ	434	106	75	976	700	13	90	491	2,834	1,800	1,479	3	1,502	90	90
ROSCOMMON / ROS COMÁIN	321	80	82	276	509	7	76	375	2,385	2,387	943	1	1,524	89	78
SLIGO / SLIGEACH	196	89	76	514	477	13	113	349	2,111	2,133	1,147	5	959	128	94
NORTH TIPPERARY / TIOBRAID ÁRANN THUADH	594	136	61	861	717	13	112	307	3,199	1,911	2,026	6	2,007	118	109
SOUTH TIPPERARY / TIOBRAID ÁRANN THEAS	563	164	115	779	871	21	165	524	3,078	2,781	1,679	4	1,610	198	137
WATERFORD / PORT LÁIRGE	398	185	125	921	687	11	106	485	2,897	2,297	1,294	2	1,520	112	214
WESTMEATH / AN IARMHÍ	584	123	100	734	813	11	155	471	3,026	2,364	1,526	6	2,700	108	180
WEXFORD / LOCH GARMAN	924	457	157	2,306	1,305	35	218	1,095	5,969	4,338	3,716	13	4,747	337	358
WICKLOW / CILL MHANTÁIN	824	792	296	1,364	1,990	35	356	909	5,455	3,582	2,891	54	2,901	351	453
City Councils/ Comhairlí Cathrach															
*DUBLIN / *BAILE ÁTHA CLIATH	5,328	2,982	3,399	10,316	21,949	247	3,642	6,900	46,000	32,078	20,193	572	26,541	1,742	3,810
LIMERICK / LUIMNEACH	211	63	75	386	508	8	79	227	1,592	1,961	732	8	1,109	75	127
WATERFORD / PORT LÁIRGE	167	89	51	612	453	16	106	357	1,847	1,953	1,182	5	1,571	60	137
TOTAL / IOMLÁN	23,877	10,365	8,733	42,407	54,645	798	9,221	24,156	152,109	132,477	81,069	939	103,186	7,274	10,362

Table 9a. (continued) Number of Private Cars by Make in each Licensing Authority Area.

Tábla 9a. (ar lean) An Líon Carranna Príobháideacha de réir Déanaimh i ngach Ceantar Údaráis Cheadúnaithe.

Licensing Authority / Údarás Cheadúnaithe													TOTAL / IOMLÁN
	SEAT	SKODA	SMART	SSANGYONG	SUBARU	SUZUKI	TOYOTA	VAUXHALL	VOLKSWAGEN	VOLVO	OTHER MAKES / DÉANAMH EILE	MAKE UNSPECIFIED / DÉANAMH NEAMHSHONRAIT HE	
County Councils/Comhairlí Contae													
CARLOW / CEATHARLACH	472	726		17	63	355	2,765	119	3,373	367	11	4	25,355
CAVAN / AN CABHÁN	553	1,007	1	14	60	287	4,894	344	3,647	217	13	8	27,128
CLARE / AN CLÁR	640	997	6	25	91	991	9,645	272	6,177	594	35	10	51,278
*CORK / *CORCAIGH	4,275	6,856	50	119	622	3,639	42,140	1,103	25,283	3,051	170	31	235,027
DONEGAL / DÚN NA NGALL	1,375	2,233	13	16	223	1,263	11,378	2,393	7,215	658	38	15	60,397
*GALWAY / *GAILLIMH	1,266	3,408	16	45	187	951	17,087	852	12,618	1,757	72	20	99,819
KERRY / CIARRAÍ	1,084	2,263	3	51	195	1,059	10,992	453	7,118	757	51	17	63,523
KILDARE / CILL DARA	1,826	2,491	19	33	248	1,308	11,430	404	10,207	1,277	67	15	88,328
KILKENNY / CILL CHAINNIGH	1,130	919	4	24	102	638	5,871	179	4,909	490	14	6	39,852
LAOIS / LAOIS	707	1,147	5	15	65	619	3,778	227	3,709	316	19	1	29,377
LEITRIM / LIATROIM	165	609	2	8	23	148	1,759	249	2,398	114	10	7	12,940
LIMERICK / LUIMNEACH	636	1,467	6	25	114	526	11,495	289	7,253	694	42	11	61,589
LONGFORD / AN LONGFORT	191	666	7	7	46	199	2,762	136	2,787	111	5	6	15,394
LOUTH / LÚ	991	1,351	13	33	57	549	6,972	501	5,308	401	37	6	44,726
MAYO / MAIGH EO	692	1,794	5	23	97	567	10,485	807	6,769	654	37	16	52,731
MEATH / AN MHÍ	1,315	2,612	16	61	198	984	10,289	407	9,143	879	60	14	74,149
MONAGHAN / MUINEACHÁN	967	698	1	7	33	355	3,159	706	3,003	156	28	9	22,653
OFFALY / UÍBH FHAILÍ	641	653	6	14	46	328	4,935	190	3,480	239	13	1	29,152
ROSCOMMON / ROS COMÁIN	540	1,141	2	8	61	333	4,503	288	3,960	242	21	4	27,589
SLIGO / SLIGEACH	460	1,261	1	10	110	370	4,798	443	3,623	296	18	3	26,932
NORTH TIPPERARY / TIOBRAID ÁRANN THUaidh	621	898	3	12	109	367	5,768	177	4,218	367	18	5	33,357
SOUTH TIPPERARY / TIOBRAID ÁRANN THEAS	364	755	9	20	110	497	6,181	205	4,552	475	51	7	37,113
WATERFORD / PORT LÁIRGE	608	786	8	40	87	526	4,858	162	3,483	445	17	6	30,341
WESTMEATH / AN IARMHÍ	758	848	7	18	60	397	5,277	298	5,158	366	25	9	36,147
WEXFORD / LOCH GARMAN	1,493	1,405	18	30	224	1,372	7,275	330	6,581	731	59	15	64,090
WICKLOW / CILL MHANTÁIN	1,406	1,587	15	48	401	1,152	6,623	207	7,820	972	90	13	60,448
City Councils/ Comhairlí Cathrach													
*DUBLIN / *BAILE ÁTHA CLIATH	7,880	10,976	184	185	1,362	5,340	56,458	1,539	53,745	8,423	669	104	492,908
LIMERICK / LUIMNEACH	238	299	5	9	44	293	3,152	58	2,086	267	12	1	20,201
WATERFORD / PORT LÁIRGE	358	500	4	18	76	335	1,764	50	1,891	286	15	2	20,006
TOTAL / IOMLÁN	33,652	52,353	429	935	5,114	25,748	278,493	13,388	221,514	25,602	1,717	366	1,882,550

\*City and County / \*Cathrach agus Contae

Table 10. Number of Goods Vehicles by Make in each Licensing Authority Area.

Tábla 10. An Líon Feithiclí Earraí de réir Déanaimh i ngach Ceantar Údaráis Cheadúnaithe.

Licensing Authority / Údarás Cheadúnaithe	MAKE / DÉANAMH																	
	BMW	CHEVROLET	CHRYSLER	CITROEN	DAF	DAIHATSU	FIAT	FORD	HINO	HYUNDAI	ISUZU	IVECO	KIA	LANDROVER	LEYLAND	MAN	MAZDA	MERCEDES BENZ
County Councils/Comhairlí Contae																		
CARLOW / CEATHARLACH	18	14	17	413	63	15	109	676	37	91	234	58	42	83	8	55	31	208
CAVAN / AN CABHÁN	12	8	13	558	60	43	70	916	14	60	331	47	37	69	8	19	10	194
CLARE / AN CLÁR	24	21	22	1,183	62	15	128	1,097	36	148	396	66	45	147	16	55	39	241
*CORK / *CORCAIGH	72	158	91	2,379	970	105	1,049	6,008	118	516	1,317	392	180	489	57	231	186	1,077
DONEGAL / DÚN NA NGALL	9	13	33	1,142	133	48	137	2,477	20	78	447	86	93	291	21	191	33	280
*GALWAY / *GAILLIMH	39	54	54	1,613	184	42	251	2,785	68	335	653	154	110	344	30	170	50	838
KERRY / CIARRAÍ	15	37	26	1,217	124	63	219	1,880	41	206	378	86	57	148	22	32	49	257
KILDARE / CILL DARA	55	19	27	733	138	12	196	1,845	63	190	607	176	203	233	25	91	43	461
KILKENNY / CILL CHAINNIGH	15	20	14	482	134	28	70	978	37	114	390	80	43	112	8	68	22	268
LAOIS / LAOIS	16	14	10	283	80	11	86	968	24	86	254	47	61	79	16	46	19	211
LEITRIM / LIATROIM	2	10	4	230	19	22	27	348	1	30	123	11	23	32	5	6	10	71
LIMERICK / LUIMNEACH	16	25	26	721	225	25	119	1,765	25	220	395	89	69	140	43	144	54	588
LONGFORD / AN LONGFORT	18	7	2	193	45	13	40	461	4	49	91	39	19	29	3	13	8	72
LOUTH / LÚ	6	22	14	433	71	15	97	1,017	32	61	209	100	36	103	12	49	21	379
MAYO / MAIGH EO	24	31	27	1,186	83	47	217	1,937	32	174	454	80	46	178	16	58	30	322
MEATH / AN MHÍ	36	27	29	853	165	24	184	1,550	116	150	522	138	94	240	24	80	50	633
MONAGHAN / MUINEACHÁN	7	11	25	505	23	30	58	960	6	54	312	30	16	98	4	47	23	233
OFFALY / UÍBH FHAILÍ	8	21	16	546	65	18	75	835	53	111	285	82	44	85	14	25	47	214
ROSCOMMON / ROS COMÁIN	9	20	9	365	53	25	67	774	13	76	246	27	37	60	9	16	23	129
SLIGO / SLIGEACH	6	17	12	405	27	20	93	781	4	56	188	28	25	79	7	33	7	174
NORTH TIPPERARY / TIOBRAID ÁRANN THUaidh	6	15	10	386	122	20	81	680	9	144	298	60	71	72	16	53	34	167
SOUTH TIPPERARY / TIOBRAID ÁRANN THEAS	9	24	19	516	79	31	118	950	21	122	305	73	64	123	10	32	42	303
WATERFORD / PORT LÁIRGE	6	16	16	285	38	23	122	555	5	55	175	38	40	102	3	29	25	133
WESTMEATH / AN IARMHÍ	23	24	19	467	49	25	121	1,028	21	94	227	74	48	70	21	59	20	243
WEXFORD / LOCH GARMAN	22	46	28	875	368	41	289	1,460	56	199	587	234	89	272	11	123	83	651
WICKLOW / CILL MHANTÁIN	25	38	23	285	77	20	187	1,183	20	117	460	110	44	247	14	62	45	302
City Councils/ Comhairlí Cathrach																		
*DUBLIN / *BAILE ÁTHA CLIATH	176	117	138	1,706	1,311	15	1,573	13,860	140	771	1,510	989	392	919	73	572	64	3,668
LIMERICK / LUIMNEACH	2	15	8	175	48	0	41	709	1	56	54	14	14	68	4	41	5	195
WATERFORD / PORT LÁIRGE	4	10	3	218	32	2	76	458	2	35	74	38	10	61	2	7	6	88
TOTAL / IOMLÁN	680	854	735	20,353	4,848	798	5,900	50,941	1,019	4,398	11,522	3,446	2,052	4,973	502	2,407	1,079	12,600

\*City and County / \*Cathrach agus Contae

Table 10. (continued) Number of Goods Vehicles by Make in each Licensing Authority Area.

Table 10. (ar lean) An Líon Feithiclí Earraí de réir Déanamh i ngach ceantar Údaráis Cheadúnaithe.

Licensing Authority / Údarás Cheadúnaithe	MAKE / DÉANAMH																TOTAL /IOMLÁN
	MITSUBISHI	NISSAN	OPEL	PEUGEOT	RENAULT	ROVER	SCANIA	SEAT	SSANGYONG	SUZUKI	TOYOTA	VAUXHALL	VOLKSWAGEN	VOLVO	OTHER MAKES / DÉANAMH EILE	MAKE UNSPECIFIED / DÉANAMH NEAMH- SHRONRAITHE	
County Councils/Comhairlí Contae																	
CARLOW / CEATHARLACH	480	364	187	246	294	23	75	76	6	26	721	34	689	95	22	11	5,521
CAVAN / AN CABHÁN	441	332	168	345	380	32	154	81	18	22	1,036	50	915	112	21	7	6,583
CLARE / AN CLÁR	882	554	171	441	368	60	110	94	11	32	1,648	51	1,322	95	25	17	9,622
*CORK / *CORCAIGH	2,386	2,149	1,472	1,727	1,696	221	525	572	107	97	6,610	194	4,462	705	118	52	38,488
DONEGAL / DÚN NA NGALL	859	618	297	889	474	78	173	177	8	49	1,789	247	1,331	174	68	31	12,794
*GALWAY / *GAILLIMH	1,301	1,106	555	1,011	708	106	242	158	38	46	2,713	179	2,541	313	82	38	18,911
KERRY / CIARRAÍ	895	731	353	709	850	86	194	164	18	48	1,616	64	1,463	111	38	29	12,226
KILDARE / CILL DARA	938	936	522	469	829	56	265	124	30	44	1,939	68	1,233	263	61	20	12,914
KILKENNY / CILL CHAINNIGH	689	544	151	301	322	34	102	105	14	40	1,158	40	917	160	36	12	7,508
LAOIS / LAOIS	374	325	150	205	227	28	138	57	10	25	669	35	554	88	38	8	5,242
LEITRIM / LIATROIM	230	149	102	129	104	9	58	47	10	15	453	46	465	13	8	6	2,818
LIMERICK / LUIMNEACH	725	621	332	409	462	79	167	107	16	25	1,599	64	1,173	221	44	19	10,752
LONGFORD / AN LONGFORT	313	169	73	177	95	11	118	35	3	13	444	33	492	44	17	6	3,149
LOUTH / LÚ	351	394	142	470	465	22	130	93	14	22	1,021	59	736	247	23	12	6,878
MAYO / MAIGH EO	786	689	295	833	401	56	198	114	11	29	2,002	140	1,500	102	48	11	12,157
MEATH / AN MHÍ	763	906	291	515	792	53	197	144	42	45	2,164	84	1,534	272	54	16	12,787
MONAGHAN / MUINEACHÁN	363	302	137	450	235	20	424	106	9	12	846	78	816	264	22	10	6,536
OFFALY / UÍBH FHAILÍ	475	389	173	313	231	20	89	77	12	26	905	41	568	56	22	16	5,957
ROSCOMMON / ROS COMÁIN	452	379	130	325	177	19	137	67	7	15	972	72	742	29	22	11	5,514
SLIGO / SLIGEACH	405	284	146	334	209	30	180	70	12	19	812	55	776	15	29	8	5,346
NORTH TIPPERARY / TIOBRAID ÁRANN THUAIDH	510	485	174	269	202	39	107	90	9	26	1,060	40	596	103	32	9	5,995
SOUTH TIPPERARY / TIOBRAID ÁRANN THEAS	604	433	213	308	328	70	65	77	11	21	1,071	48	621	134	32	15	6,892
WATERFORD / PORT LÁIRGE	512	525	113	212	181	54	38	92	34	12	861	25	558	91	18	8	5,000
WESTMEATH / AN IARMHÍ	567	399	164	398	502	22	75	68	6	20	1,020	44	767	65	28	12	6,790
WEXFORD / LOCH GARMAN	1,068	785	553	670	745	93	197	156	19	64	1,562	64	1,160	123	59	13	12,765
WICKLOW / CILL MHANTÁIN City Councils/ Comhairlí Cathrach	816	751	238	314	261	108	75	101	21	15	1,230	41	898	54	51	15	8,248
*DUBLIN / *BAILE ÁTHA CLIATH	2,522	3,925	2,627	1,865	3,677	135	831	272	146	60	5,095	235	6,355	533	269	29	56,570
LIMERICK / LUIMNEACH	130	135	151	74	145	3	41	13	11	4	289	12	319	12	9	6	2,804
WATERFORD / PORT LÁIRGE	155	212	90	80	177	9	7	16	19	3	198	10	260	43	45	2	2,452
TOTAL / IOMLÁN	20,992	19,591	10,170	14,488	15,537	1,576	5,112	3,353	672	875	43,503	2,153	35,763	4,537	1,341	449	309,219



Table 11. Number of Tractors by Make in each Licensing Authority Area.  
 Tábla 11. An Líon Tarracóirí de réir Déanamh i ngach Ceantar Údarás Cheadúnaithe.

Licensing Authority / Údarás Cheadúnaithe	MAKE / DÉANAMH													
	CASE/DAVID BROWN	CLAAS	DEUTZ	FENDT	FIAT	FORD	HONDA	INTERNATIONAL	JCB	JOHN DEERE	KUBOTA	LAMBORGHINI	LANDINI	LEYLAND
County Councils/Comhairlí Contae														
CARLOW / CEATHARLACH	77	16	74	17	26	273		35	7	290	2	4	22	5
CAVAN / AN CABHÁN	81	2	11	3	30	148		26	7	134	5	23	61	1
CLARE / AN CLÁR	190	29	45	7	77	218		32	13	277	56	5	59	17
*CORK / *CORCAIGH	489	59	139	90	215	1,873	68	36	38	1,342	39	42	146	7
DONEGAL / DÚN NA NGALL	183	8	7	10	188	232	3	19	11	195	10	38	105	5
*GALWAY / *GAILLIMH	397	36	138	32	106	294	30	52	17	640	23	10	106	2
KERRY / CIARRAÍ	319	28	43	5	110	418		32	11	404	3	180	100	8
KILDARE / CILL DARA	144	37	71	32	36	195	1	31	14	281	7	2	20	8
KILKENNY / CILL CHAINNIGH	304	23	153	51	44	447	3	44	11	614	15	67	75	32
LAOIS / LAOIS	148	8	28	6	56	211	13	49	9	297	8	22	50	2
LEITRIM / LIATROIM	25		4	2	18	43		9	2	47		22	30	2
LIMERICK / LUIMNEACH	165	38	39	10	49	285		36	10	623	15	13	112	4
LONGFORD / AN LONGFORT	43	8	5	3	37	47	1	7	1	151	1	1	11	
LOUTH / LÚ	143	15	6	10	9	57	1	8	6	200	5	1	16	
MAYO / MAIGH EO	658	2	45	20	90	234	2	63	10	325	34	30	365	4
MEATH / AN MHÍ	176	40	45	37	30	171	1	23	20	446	5	7	23	3
MONAGHAN / MUINEACHÁN	80	12	26	2	9	196		21	3	96	3	16	53	2
OFFALY / ÚIBH FHAILÍ	148	13	24	5	152	156	1	21	8	224	3	8	61	2
ROSCOMMON / ROS COMÁIN	135	19	43	8	92	95		13	9	102	7	30	188	2
SLIGO / SLIGEACH	108	2	15	2	28	80	5	14	3	86	4	23	115	1
NORTH TIPPERARY / TIOBRAID ÁRANN THUaidh	170	35	45	10	87	132		21	11	393	14	22	159	5
SOUTH TIPPERARY / TIOBRAID ÁRANN THEAS	166	71	35	36	41	319	1	19	20	347	12	14	59	5
WATERFORD / PORT LÁIRGE	245	31	69	35	34	262		11	16	224	8	5	48	1
WESTMEATH / AN IARMHÍ	99	16	27	18	70	82	6	24	11	169	6	4	32	2
WEXFORD / LOCH GARMAN	301	36	85	56	64	469		60	15	585	14	10	217	14
WICKLOW / CILL MHANTÁIN	92	11	90	17	27	232		23	8	251	8		36	4
City Councils/ Comhairlí Cathrach														
*DUBLIN / *BAILE ÁTHA CLIATH	65	3	54	42	6	59	4	8	15	266	63	3	65	
LIMERICK / LUIMNEACH	4				1	6	33		1	8	2		1	1
WATERFORD / PORT LÁIRGE	6		2	1	1	11			1	10	1		5	
<b>TOTAL / IOMLÁN</b>	<b>5,161</b>	<b>598</b>	<b>1,368</b>	<b>567</b>	<b>1,733</b>	<b>7,245</b>	<b>173</b>	<b>737</b>	<b>308</b>	<b>9,027</b>	<b>373</b>	<b>602</b>	<b>2,340</b>	<b>139</b>

\*City and County / \*Cathrach agus Contae

Table 11.(continued) Number of Tractors by Make in each Licensing Authority Area.

Tábla 11. (ar lean) An Líon Tarracóiri de réir Déanaimh i ngach Ceantar Údaráis Cheadúnaithe.

Licensing Authority / Údarás Cheadúnaithe	MAKE / DÉANAMH													TOTAL / IOMLÁN
	MASSEY FERGUSON	MCCORMICK	NEW HOLLAND	RENAULT	SAME	STEYR	UNIVERSAL	URSUS	VALMET	VALTRA	ZETOR	OTHER MAKES / DÉANAMH EILE	MAKE UNSPECIFIED / DÉANAMH NEAMHSHRONRAITHE	
County Councils/Comhairlí Contae														
CARLOW / CEATHARLACH	282	10	178	15	6	7	1	13	25	62	74	19	18	1,558
CAVAN / AN CABHÁN	927	19	177	4	34			15	25	42	51	11	20	1,857
CLARE / AN CLÁR	833	19	170	67	27	2	3	40	9	18	220	32	18	2,483
*CORK / *CORCAIGH	1,268	63	1,754	31	35	7	10	21	55	142	298	136	95	8,498
DONEGAL / DÚN NA NGALL	1,205	33	443	40	95	3	1	35	8	46	105	26	37	3,091
*GALWAY / *GAILLIMH	1,139	26	345	42	102	6	22	68	18	31	405	122	33	4,242
KERRY / CIARRAÍ	814	54	340	35	72		1	56	25	89	206	67	44	3,464
KILDARE / CILL DARA	396	14	265	32	9	3	1	20	7	9	43	38	17	1,733
KILKENNY / CILL CHAINNIGH	531	38	400	36	25	3	2	30	41	83	150	69	48	3,339
LAOIS / LAOIS	551	44	241	15	8	1	5	31	6	8	213	23	15	2,068
LEITRIM / LIATROIM	339	1	61	3	38			15	4	12	25	5	9	716
LIMERICK / LUIMNEACH	509	14	319	39	19		3	66	13	58	267	35	15	2,756
LONGFORD / AN LONGFORT	389	3	102	5	7			26	10	5	36	11	13	923
LOUTH / LÚ	169	24	55	5	1		2	3	2		24	32	8	802
MAYO / MAIGH EO	1,406	26	234	20	50	1	9	125	4	45	245	79	24	4,150
MEATH / AN MHÍ	470	51	168	19	41		3	16	20	22	62	38	23	1,960
MONAGHAN / MUINEACHÁN	332	17	169	48	28	1		13	3	9	30	9	6	1,184
OFFALY / UÍBH FHAILÍ	508	34	273	11	29		3	51	10	5	139	33	13	1,935
ROSCOMMON / ROS COMÁIN	458	39	167	34	51	3	4	59	10	38	196	15	13	1,830
SLIGO / SLIGEACH	455	11	126	9	72	2	1	50	3	14	138	17	11	1,395
NORTH TIPPERARY / TIOBRAID ÁRANN THUaidh	407	53	252	35	40	5	7	52	11	23	147	35	17	2,188
SOUTH TIPPERARY / TIOBRAID ÁRANN THEAS	382	8	414	90	7	7	1	11	5	23	163	22	16	2,294
WATERFORD / PORT LÁIRGE	251	18	169	47	4	4	2	21	6	19	92	35	15	1,672
WESTMEATH / AN IARMHÍ	518	17	150	9	21	1	13	45	14	20	102	29	20	1,525
WEXFORD / LOCH GARMAN	547	71	476	31	40	52	1	88	31	84	78	60	46	3,531
WICKLOW / CILL MHANTÁIN	223	14	196		11	8		24	10	13	61	41	17	1,417
City Councils/ Comhairlí Cathrach														
*DUBLIN / *BAILE ÁTHA CLIATH	228	14	101	12	15	3	7	18	10	7	8	60	12	1,148
LIMERICK / LUIMNEACH	22		6	1				1			7	2	2	98
WATERFORD / PORT LÁIRGE	14	1	9	1				1	1	2	1	2		70
TOTAL / IOMLÁN	15,573	736	7,760	736	887	119	102	1,014	386	929	3,586	1,103	625	63,927

\*City and County / \*Cathrach agus Contae

Table 12. Number of Motor Cycles by Make in each Licensing Authority Area.  
 Tábla 12. An Líon Gluaisrothair de réir Déanaimh i ngach Ceantar Údarás Cheadúnaithe.

Licensing Authority / Údarás Cheadúnaithe	MAKE / DÉANAMH											
	APRILIA	BMW	DUCATI	GILERA	HARLEY DAVIDSON	HONDA	HYOSUN	KAWASAKI	KEEWAY	KTM	MBK	MOTO-GUZZI
County Councils/Comhairlí Contae												
CARLOW / CEATHARLACH	2	34	2		34	176	3	44	5	3		2
CAVAN / AN CABHÁN	5	23	2		12	148	2	30	1	3	1	
CLARE / AN CLÁR	4	78	11		52	294	1	52	1	6	2	1
*CORK / *CORCAIGH	51	544	39	6	239	1596	12	317	49	28	17	28
DONEGAL / DÚN NA NGALL	6	57	7		31	229	4	50		3		7
*GALWAY / *GAILLIMH	19	107	12	1	68	381	5	84	6	6		4
KERRY / CIARRAÍ	10	79	6	1	55	346	1	76	9	3	4	4
KILDARE / CILL DARA	21	158	28	5	61	570	8	149	6	15	0	4
KILKENNY / CILL CHAINNIGH	10	49	7		61	265	2	57	2	4	5	6
LAOIS / LAOIS	6	41	9		22	134	2	49	1	1	2	1
LEITRIM / LIATROIM	2	8	3		4	47		6	2	1		
LIMERICK / LUIMNEACH	11	72	5		67	332	2	70	6	5	1	3
LONGFORD / AN LONGFORT	1	13	2		3	75	1	19		1		
LOUTH / LÚ	13	63	11	1	36	201	3	57	1	4	2	1
MAYO / MAIGH EO	2	64	7		31	199	1	47	1	3	1	1
MEATH / AN MHÍ	22	143	26	5	74	547	7	106	5	6	2	4
MONAGHAN / MUINEACHÁN	1	13	3	1	11	91	2	25		2		
OFFALY / ÚIBH FHAILÍ	6	60	1	1	29	216		53	3	4	3	1
ROSCOMMON / ROS COMÁIN	2	26	3		6	106	2	25	1	2	1	
SLIGO / SLIGEACH	3	35	7	1	20	119	1	22	2	5	1	2
NORTH TIPPERARY / TIOBRAID ÁRANN THUaidh	3	43	2	1	39	166		48	3	6	3	3
SOUTH TIPPERARY / TIOBRAID ÁRANN THEAS	3	43	2	1	71	239	3	75	3	4	4	3
WATERFORD / PORT Láirge	2	51	6	3	63	217		44	4	4	1	2
WESTMEATH / AN IARMHÍ	2	36	5		22	175		55	1	2	3	1
WEXFORD / LOCH GARMAN	12	119	20	2	74	430	1	75	15	1	3	1
WICKLOW / CILL MHANTÁIN	23	169	17	1	51	471	11	89	7	13	1	6
City Councils/ Comhairlí Cathrach												
*DUBLIN / *BAILE ÁTHA CLIATH	195	1,093	167	93	393	3468	79	685	54	93	122	25
LIMERICK / LUIMNEACH	6	23	1		24	114	1	26	5	1		
WATERFORD / PORT Láirge	8	21	5	1	49	122	2	23	13	1	3	
<b>TOTAL / IOMLÁN</b>	<b>451</b>	<b>3,265</b>	<b>416</b>	<b>124</b>	<b>1,702</b>	<b>11,474</b>	<b>156</b>	<b>2,458</b>	<b>206</b>	<b>230</b>	<b>182</b>	<b>110</b>

\*City and County /\*Cathrach agus Contae

Table 12. (continued) Number of Motor Cycles by Make in each Licensing Authority Area.  
 Tábla 12. (ar lean) An Líon Gluaisrothair de réir Déanaimh i ngach Ceantar Údaráis Cheadúnaithe.

Licensing Authority / Údarás Ceadúnaithe	MAKE / DÉANAMH							TOTAL / IOMLÁN
	PEUGEOT	PIAGGIO	SUZUKI	TRIUMPH	VESPA	YAMAHA	MAKE UNSPECIFIED / DÉANAMH NEAMHSHRO- NAITHE	
County Councils/Comhairlí Contae								
CARLOW / CEATHARLACH	1	5	73	5	6	77	18	490
CAVAN / AN CABHÁN	1	3	77	2	1	51	18	380
CLARE / AN CLÁR	2	8	97	24	1	132	26	792
*CORK / *CORCAIGH	47	40	859	87	5	678	132	4,774
DONEGAL / DÚN NA NGALL	3	3	128	11	2	134	41	716
*GALWAY / *GAILLIMH	8	13	250	26	1	185	42	1,218
KERRY / CIARRAÍ	2	3	172	15	1	136	25	948
KILDARE / CILL DARA	8	27	316	36	10	255	50	1,727
KILKENNY / CILL CHAINNIGH	3	3	134	22		124	25	779
LAOIS / LAOIS	2	2	76	7	1	69	8	433
LEITRIM / LIATROIM	1	1	27			14	7	123
LIMERICK / LUIMNEACH	6	5	177	21		137	24	944
LONGFORD / AN LONGFORT	1	2	42	1		31	7	199
LOUTH / LÚ	10	18	132	10	3	105	28	699
MAYO / MAIGH EO	2	3	94	4		103	26	589
MEATH / AN MHÍ	2	10	235	26		220	45	1,485
MONAGHAN / MUINEACHÁN	2	2	39	5		41	13	251
OFFALY / ÚIBH FHAILÍ	3	1	122	10	1	63	16	593
ROSCOMMON / ROS COMÁIN		2	45	5		40	11	277
SLIGO / SLIGEACH	4	2	60	4		64	22	374
NORTH TIPPERARY / TIOBRAID ÁRANN THUaidh	2	1	69	13		84	15	501
SOUTH TIPPERARY / TIOBRAID ÁRANN THEAS		2	138	16	2	153	17	779
WATERFORD / PORT LÁIRGE	3	7	97	9	5	75	26	619
WESTMEATH / AN IARMHÍ	3	5	112	5	1	83	10	521
WEXFORD / LOCH GARMAN	7	9	239	18	3	204	41	1,274
WICKLOW / CILL MHANTÁIN	4	18	207	32	4	167	41	1,332
City Councils/ Comhairlí Cathrach								
*DUBLIN / *BAILE ÁTHA CLIATH	110	484	1,779	186	72	2,019	408	11,525
LIMERICK / LUIMNEACH	1	7	60	4		58	11	342
WATERFORD / PORT LÁIRGE	4	2	72	5	10	59	22	422
<b>TOTAL / IOMLÁN</b>	<b>242</b>	<b>688</b>	<b>5,928</b>	<b>609</b>	<b>129</b>	<b>5,561</b>	<b>1,175</b>	<b>35,106</b>

\*City and County /\*Cathrach agus Contae

**Table 13. Number of Vehicles by Taxation Class and type of Fuel.**  
**Tábla 13. An Líon Feithiclí de réir Aicme Cánachais agus cineál Breosla**

Taxation Class / Aicme Cánachais	PETROL / PEITREAL	DIESEL / DÍOSAL	PETROL & ELECTRIC / PEITREAL & LEICTREACH	PETROL & ETHANOL / PEITREAL & EATÁNÓL	ELECTRIC/ LEICTREACH	OTHER / EILE	TOTAL / IOMLÁN
Private Cars / Carranna Priobháideacha	1,245,203	621,105	6,534	9,430	230	48	1,882,550
Goods Vehicles / Feithiclí Earraí	763	308,380	10	1	54	11	309,219
Agricultural Tractors / Tarracóirí Talmhaíochta	112	62,946			2	20	63,080
Motorcycles / Gluaisrothair	35,021	20		2	62	1	35,106
Small Public Service Vehicles / Feithiclí Seirbhíse Poiblí Beaga	7,992	16,061	118	8	1		24,180
Exempt Vehicles / Feithiclí Díolmhaithe	9,180	18,074	113	69	18	1	27,455
Vintage Vehicles / Feithiclí Seanré	15,197	13,071	1	22	2	42	28,335
Motor Caravans / Mótarcharbháin	312	9,176		1		3	9,492
Large Public Service Vehicles / Feithiclí Seirbhíse Poiblí Móra	16	8,250					8,266
Mobile Machines / Meaisíní Soghluaiste	10	5,185	5		2	1	5,203
Excavators, Trench Diggers etc. / Tochtóirí, Tochtóirí Trinsí etc.	1	4,083				3	4,087
Small Dumpers & Forklift Truck / Dumpálaithe beaga & Trucail Ardaithe	5	1,875			27	18	1,925
General Haulage Tractors/Tarracóirí Iompair Ginearálta	235	611			1		847
Schoolbuses / Busanna Scoile	3	856					859
Hearses / Eileatrain	628	240					868
Youth/Community Buses / Busanna Óige/Pobail	4	798					802
Island Vehicles / Feithiclí Oileán	222	696			9		927
Off Road Dumpers / Dumpálaithe den Bhóthar		22					22
<b>TOTAL / IOMLÁN</b>	<b>1,314,904</b>	<b>1,071,449</b>	<b>6,781</b>	<b>9,533</b>	<b>418</b>	<b>148</b>	<b>2,403,223</b>

**Figure 3. National Vehicle Fleet by Type of Fuel.**  
**Figúir 3. An Flít Feithiclí Náisiúnta de Réir Cineál Breola.**

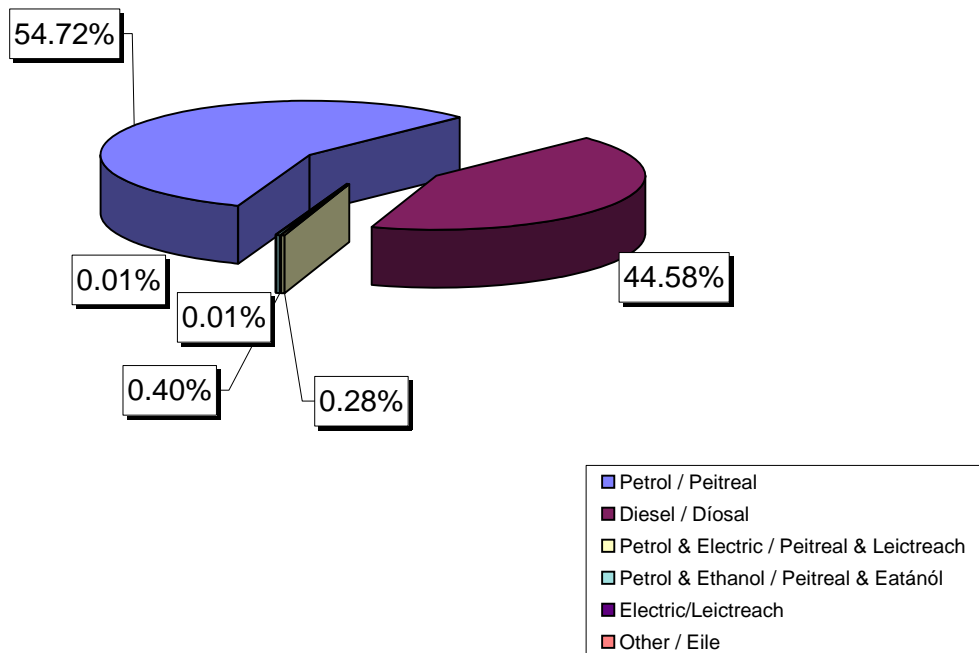
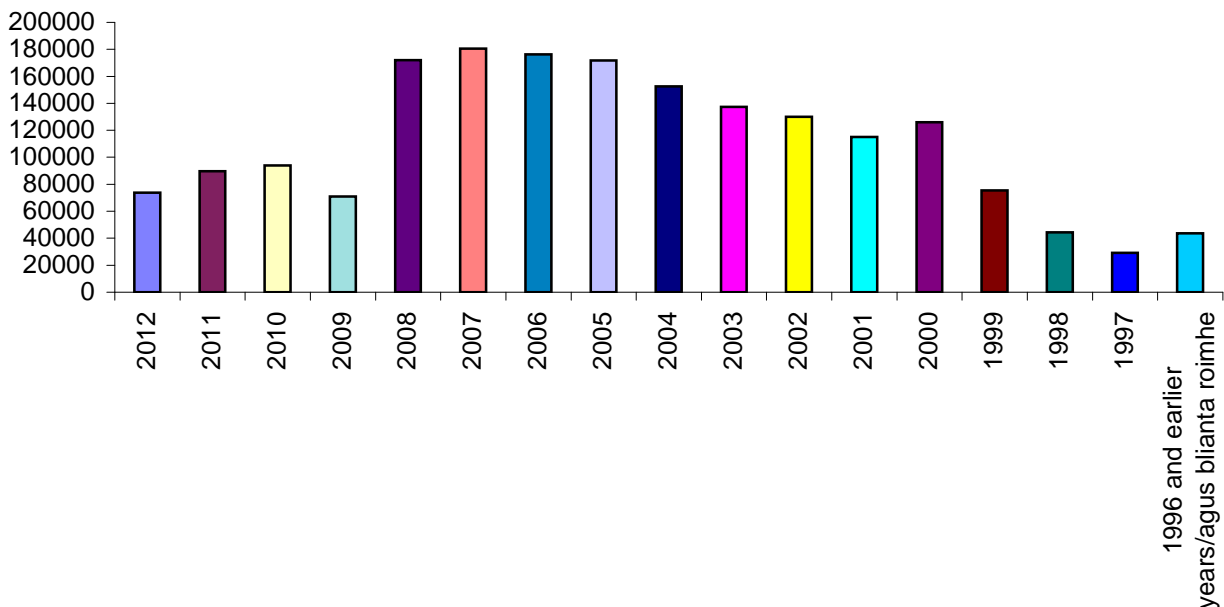


Table 14. Age of Private Cars by Engine Capacity and CO<sub>2</sub> Emissions.

Table 14. Aois Carranna Príobháideacha de réir Toilleadh Innill agus Astaíochta CO<sub>2</sub>.

Cubic Centimetres / Ceintiméadair Ciúbacha CO <sub>2</sub> Emissions/Astaíochta CO <sub>2</sub>			
Year First Licensed / An bhliain ar ceadúnaíodh ar dtús	Engine CC	CO <sub>2</sub>	Total / Iomlán
2012	775	73,069	73,844
2011	581	89,043	89,624
2010	465	93,530	93,995
2009	533	70,309	70,842
2008	58,981	112,953	171,934
2007	180,647		180,647
2006	176,385		176,385
2005	171,663		171,663
2004	152,444		152,444
2003	137,478		137,478
2002	129,990		129,990
2001	115,096		115,096
2000	125,922		125,922
1999	75,538		75,538
1998	44,280		44,280
1997	29,273		29,273
1996 and earlier years / 1996 agus na blianta roimhe sin	43,595		43,595
<b>TOTAL / IOMLÁN</b>	<b>1,443,646</b>	<b>438,904</b>	<b>1,882,550</b>

Figure 4. Age of Private Cars.  
Figúir 4. Aois Carranna Príobháideacha



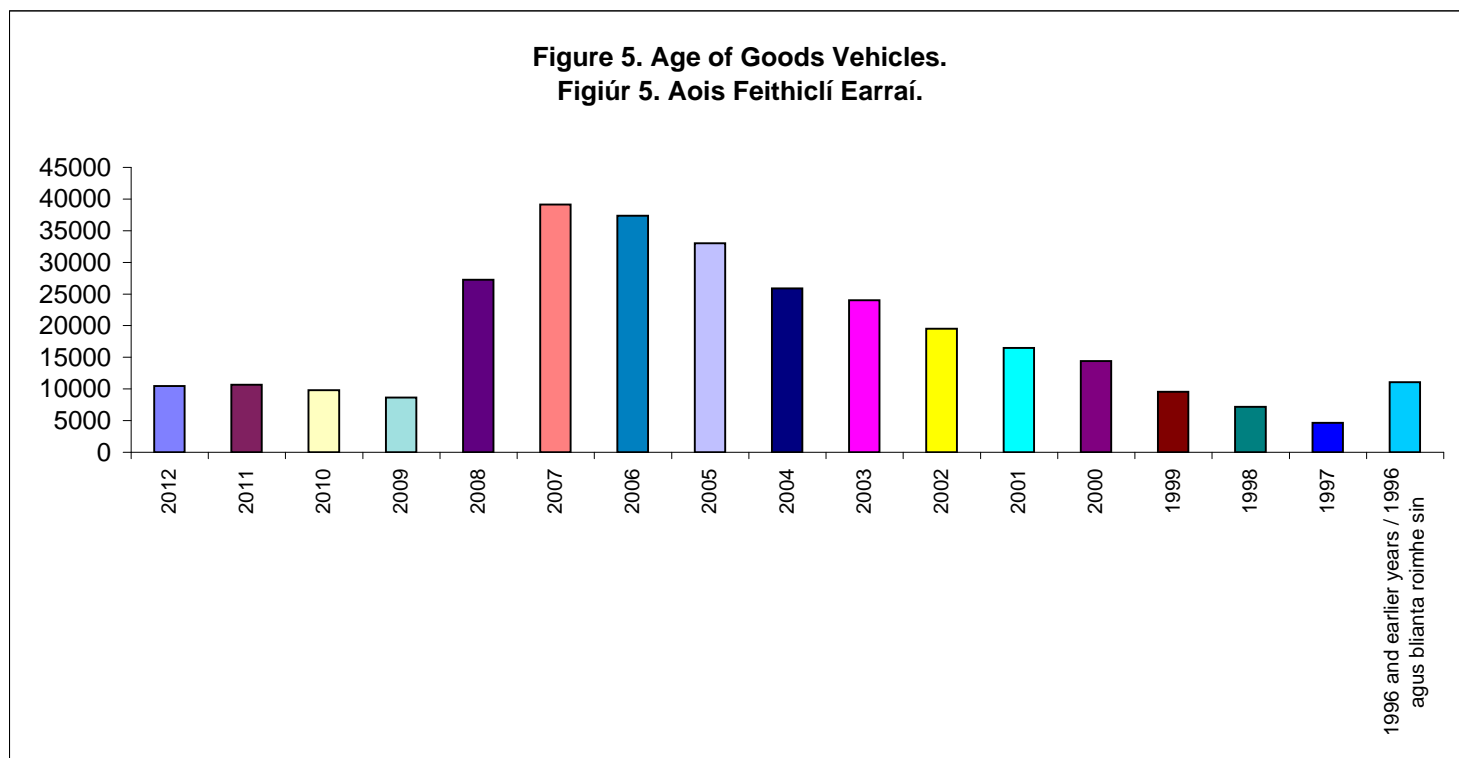
**Table 15. Age of Goods Vehicles.**

**Tábla 15. Aois Feithiclí Earraí.**

Year First Licensed / An Chéad Bhliain a Ceadúnaíodh	Number of Vehicles / An Líon Feithiclí
2012	10,470
2011	10,676
2010	9,810
2009	8,640
2008	27,271
2007	39,123
2006	37,349
2005	33,033
2004	25,900
2003	24,004
2002	19,542
2001	16,470
2000	14,413
1999	9,581
1998	7,188
1997	4,659
1996 and earlier years/1996 agus blianta roimhe sin	11,090
<b>TOTAL / IOMLÁN</b>	<b>309,219</b>

**Figure 5. Age of Goods Vehicles.**

**Figúr 5. Aois Feithiclí Earraí.**



## Section 2 / Cuid 2

New Vehicles First Licensed in 2012 / Feithiclí Nua a Ceadúnú ar dtús i 2012.

**Table 16. Number of New Vehicles Licensed in 2012 broken down by Taxation Class.**

**Tabla 16. An Líon Feithiclí Nua a Ceadúnú i 2012 briste síos de réir Aicme Cánachais.**

Taxation Class / Aicme Cánachais	Number Licensed in 2012 / An Líon a Ceadúnaíodh i 2012
Private Cars / Carranna Príobháideacha	76,256
Goods Vehicles / Feithiclí Earraí	10,855
Tractors / Tarracóirí	1,996
Motor Cycles / Gluaisrothair	955
Exempt Vehicles / Feithiclí Díolmhaithe	3,930
Small Public Service Vehicles / Feithiclí Seirbhíse Poiblí Beaga	275
Large Public Service Vehicles / Feithiclí Seirbhíse Poiblí Móra	256
Mobile Machines, Fork Lift Trucks, Excavators and Trench Diggers etc. / Meaisíní Soghluaiste, Trucail Ardaíthe, Tochtóirí, agus Tochtóirí Trinse etc.	409
*Other Classes / *Aicmí Eile	161
<b>TOTAL / IOMLÁN</b>	<b>95,093</b>

\*Includes School Buses, Hearses, Dumpers and Combine Harvesters.

\* Áirítear leo seo Busanna Scoile, Eileatram, Dumpálaithe agus Comhbhuaintoirí.

**Figure 6. New Vehicles Licensed in 2012 by Taxation Class.**  
**Figúr 6. Feithiclí Nua Ceadúnaithe i 2012 de réir Aicme Cánachais.**

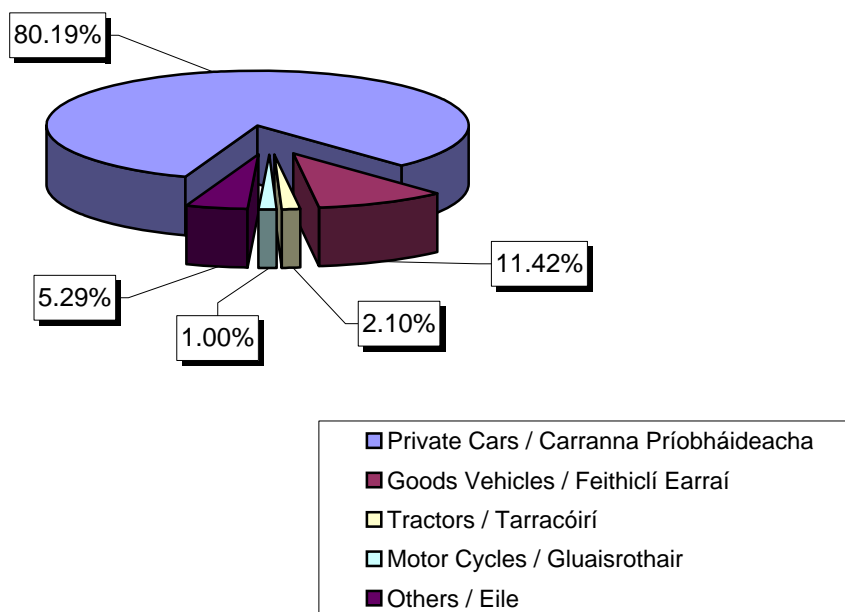




Table 17. New Private Cars by Make Licensed in 2012. / Tabla 17. Carranna Píobháideacha Nua de réir Déanaimh a Ceadúnú I 2012.

MAKE / DÉANAMH	TOTAL / IOMLÁN	MAKE / DÉANAMH	TOTAL / IOMLÁN
Audi	3,624	Mitsubishi	334
B.M.W.	3,315	Nissan	5,802
Chevrolet	31	Opel	5,019
Citroen	1,158	Peugeot	2,201
Fiat	611	Renault	5,142
Ford	8,014	Seat	1,260
Honda	1,051	Skoda	4,662
Hyundai	4,942	Subaru	124
Kia	2,992	Suzuki	608
Lexus	257	Toyota	9,414
Mazda	1,370	Volkswagen	9,782
Mercedes Benz	1,773	Volvo	1,118
Mini	444	Other Makes	1,208
		Total / Iomlán	76,256

**Table 18. Number of New Vehicles Licensed in 2012 by Taxation Class and Type of Fuel.**

**Tábla 18. An Líon Feithiclí Nua a Ceadúnú i 2012 de réir Aicme Cánachais agus Cineál Breosla.**

TAXATION CLASS / AICME CÁNACHAIS	TYPE OF FUEL / CINEÁL BREOSLA						TOTAL / IOMLÁN
	PETROL / PEITREAL	DIESEL / DÍOSAL	PETROL & ELECTRIC / PEITREAL & LEICTREACH	PETROL & ETHANOL / PEITREAL & EATÁNÓL	ELECTRIC / LEICTREACH	OTHER / EILE	
Private Cars / Carranna Príobháideacha	17,788	56,520	591	1,194		163	76,256
Goods Vehicles / Feithiclí Earraí	0	10,817	6	0		32	10,855
Exempt Vehicles / Feithiclí Díolmhaithe	774	3,110	37	7		2	3,930
Motor Cycles / Gluaisrothair	937	1	0	0		17	955
Tractors / Tarracóirí	13	1,983	0	0		0	1,996
Mobile Machines, Fork Lift Trucks / Meaisíní Soghluaiste, Trucail Ardaíthe	0	407	1	0		1	409
Small Public Service Vehicles / Feithiclí Seirbhíse Poiblí Beaga	2	273	0	0		0	275
Large Public Service Vehicles / Feithiclí Seirbhíse Poiblí Móra	0	256	0	0		0	256
*Other Classes / *Aicmí Eile	3	158	0	0		0	161
<b>Total / Iomlán</b>	<b>19,517</b>	<b>73,525</b>	<b>635</b>	<b>1,201</b>	<b>0</b>	<b>215</b>	<b>95,093</b>

\*Includes School Buses, Hearses, Dumpers and Combine Harvesters. / \* Áirítear leo seo Busanna Scoile, Eileatrim, Dumpálaithe agus Comhbhuainteoirí.

Table 18a. Number of New Private Cars Licensed in 2012 by Co<sub>2</sub> Emission Band and Type of Fuel.

Tábla 18a. An Líon Feithiclí Nua a Ceadúnú i 2012 de réir Astaíochta Co<sub>2</sub> Banda agus Cineál Breosla.

EMISSION BAND / ASTAÍOCHTA BANDA	TYPE OF FUEL / CINEÁL BREOSLA						TOTAL / IOMLÁN
	PETROL / PEITREAL	DIESEL / DÍOSAL	PETROL & ELECTRIC / PEITREAL & LEICTREACH	PETROL & ETHANOL / PEITREAL & EATÁNÓL	ELECTRIC / LEICTREACH	OTHER / EILE	
A	7,365	32,978	498		163		41,004
B	9,692	18,151	74	1,194			29,111
C	567	2,447	19				3,033
D	70	1,351					1,421
E	54	721					775
F	14	784					798
G	16	33					49
Not available* Níl ar fáil*	10	55					65
Total / Iomlán	17,788	56,520	591	1,194	163		76,256

\* These vehicles were not registered in VRT Category A and motor tax is charged on basis of engine capacity.

\* Níor cláraíodh na feithiclí seo mar VRT Catagóir A agus gearrtar an cáin mótar bunaithe ar toilleadh innill.

**Table 19. Number of Vehicles Licensed for the first time 2002 - 2012 by Taxation Class.**

**Tábla 19. An Líon Feithiclí a Ceadúnú don chéad uair 2002 - 2012 de réir Aicme Cánachais.**

<b>Taxation Class / Aicme Cánachais</b>	<b>2002</b>	<b>2003</b>	<b>2004</b>	<b>2005</b>	<b>2006</b>	<b>2007</b>	<b>2008</b>	<b>2009</b>	<b>2010</b>	<b>2011</b>	<b>2012</b>
<b>New Vehicles / Feithiclí Nua</b>											
Private Cars/Carranna Príobháideacha	150,485	142,992	149,635	166,270	173,273	180,754	146,470	54,432	84,907	86,932	76,256
Goods Vehicles / Feithiclí Earraí	28,412	30,532	31,165	38,396	43,619	46,043	31,459	10,051	10,510	11,188	10,855
Tractors / Tarracóirí	2,868	2,970	2,881	3,168	3,687	4,442	4,154	1,883	1,359	1,731	1,996
Motor Cycles/Gluaisrothair	5,596	4,993	3,833	3,240	3,206	3,522	3,194	1,879	1,321	1,102	955
Exempt Vehicles/Feithiclí Díolmhaithe	4,114	4,022	5,099	4,851	6,169	7,422	6,286	3,690	4,207	4,014	3,930
Public Service Vehicles / Feithiclí Seirbhíse Poiblí											
Small / Beag	713	599	652	902	1,033	1,283	893	190	193	195	275
Large / Mór	436	482	529	498	699	673	721	303	113	102	256
Excavators, Trench Diggers and Machines or Contrivances / Tochaltóirí, Tochaltóirí Trinse agus Measíní nó Gléasanna eile	819	1,123	1,241	1,359	1,327	1,445	906	409	222	294	409
Other Classes / Aicmí Eile	300	396	472	600	714	862	734	288	244	203	161
<b>TOTAL / IOMLÁN</b>	<b>193,743</b>	<b>188,109</b>	<b>195,507</b>	<b>219,284</b>	<b>233,727</b>	<b>246,446</b>	<b>194,817</b>	<b>73,125</b>	<b>103,076</b>	<b>105,761</b>	<b>95,093</b>
<b>Imported Used Vehicles / Feithiclí Úsáide Allmhairithe</b>											
Private Cars/Carranna Príobháideacha	13,352	13,472	21,391	38,207	54,244	58,719	60,091	49,464	39,103	41,149	38,469
Goods Vehicles / Feithiclí Earraí	5,285	6,294	7,948	11,590	15,228	14,785	13,133	13,761	8,207	5,227	4,731
Tractors / Tarracóirí	2,436	3,044	3,021	3,327	3,601	3,492	3,412	2,845	2,194	2,537	1,781
Other Classes / Aicmí Eile	6,031	6,697	6,992	8,176	9,340	10,554	11,104	10,194	7,838	6,103	4,959
<b>TOTAL / IOMLÁN</b>	<b>27,104</b>	<b>29,507</b>	<b>39,352</b>	<b>61,300</b>	<b>82,413</b>	<b>87,550</b>	<b>87,740</b>	<b>76,264</b>	<b>57,342</b>	<b>55,016</b>	<b>49,940</b>
<b>TOTAL ALL CLASSES / IOMLÁN AICMÍ AR FAD</b>	<b>220,847</b>	<b>217,616</b>	<b>234,859</b>	<b>280,584</b>	<b>316,140</b>	<b>333,996</b>	<b>282,557</b>	<b>149,389</b>	<b>160,418</b>	<b>160,777</b>	<b>145,033</b>

Table 20. Number of New Vehicles First Licensed 2002 - 2012 in each Licensing Authority Area.

Tábla 20. An Líon Feithicilí Nua a Ceadúnú don chéad uair 2002 - 2012 i ngach Ceantar Údaráis Cheadúnaithe.

Licensing Authority / Údarás Ceadúnaithe	2002	2003	2004	2005	2006	2007	2008	2009	2010	2011	2012
<i>County Councils / Comhairlí Contae</i>											
CARLOW / CEATHARLACH	2,233	2,166	2,218	2,523	2,919	3,268	2,619	959	1,371	1,357	1,149
CAVAN / AN CABHÁN	2,308	2,263	2,506	2,989	3,241	3,465	2,676	929	1,285	1,315	1,153
CLARE / AN CLÁR	4,032	3,979	4,329	4,783	5,119	5,526	4,470	1,451	2,356	2,377	1,869
*CORK / *CORCAIGH	24,053	25,131	26,330	28,568	30,114	31,767	25,026	10,031	14,544	14,385	11,141
DONEGAL / DÚN NA nGALL	4,727	4,156	4,435	5,024	5,446	6,014	4,465	1,828	2,909	2,515	2,193
*GALWAY / *GAILLIMH	8,570	8,065	8,624	9,463	10,265	10,839	8,403	2,940	4,560	4,571	3,701
KERRY / CIARRAÍ	4,099	3,829	4,067	4,865	5,412	5,651	4,513	1,694	2,705	2,508	2,193
KILDARE / CILL DARA	8,654	8,431	9,042	10,004	10,651	11,130	8,697	2,902	4,152	4,267	3,693
KILKENNY / CILL CHAINNIGH	3,433	3,278	3,447	4,053	4,415	4,996	3,910	1,417	2,072	2,143	1,864
LAOIS / LAOIS	2,385	2,326	2,507	3,028	3,134	3,509	3,034	974	1,408	1,416	1,131
LEITRIM / LIATROIM	890	849	883	994	1,182	1,223	940	355	529	542	450
LIMERICK / LUIMNEACH	6,019	5,731	6,334	6,888	7,525	8,193	6,190	2,179	3,412	3,448	3,129
LONGFORD / AN LONGFORT	1,271	1,224	1,220	1,494	1,523	1,776	1,381	519	677	723	602
LOUTH / LÚ	4,725	4,426	4,525	5,150	5,647	6,018	4,725	1,818	2,562	2,469	2,067
MAYO / MAIGH EO	4,136	4,189	4,494	5,458	5,962	5,780	4,314	1,586	2,293	2,195	1,961
MEATH / AN MHÍ	6,951	7,226	7,752	8,933	9,456	9,996	7,641	2,553	3,584	3,398	2,933
MONAGHAN / MUINEACHÁN	2,107	1,920	2,019	2,381	2,726	2,705	2,071	719	1,138	1,110	979
OFFALY / UÍBH FHAILÍ	2,803	2,702	2,933	3,244	3,516	3,751	3,038	952	1,417	1,303	1,223
ROSCOMMON / ROS COMÁIN	2,585	2,523	2,978	3,670	3,533	4,154	3,277	1,449	2,142	2,369	3,203
SLIGO / SLIGEACH	2,496	2,290	2,350	2,657	2,835	2,918	2,359	907	1,280	1,246	1,063
NORTH TIPPERARY / TIOBRAID ÁRANN THUAI	2,616	2,547	2,637	3,176	3,982	4,295	3,574	1,261	1,958	2,105	1,884
SOUTH TIPPERARY / TIOBRAID ÁRANN THEAS	3,197	3,278	3,314	3,685	3,511	3,753	2,992	1,015	1,430	1,229	1,119
WATERFORD / PORT LÁIRGE	2,158	1,942	2,079	2,510	3,240	3,637	2,746	996	1,739	1,612	1,342
WESTMEATH / AN IARMHÍ	3,118	3,077	3,144	3,537	4,028	4,201	3,147	1,140	2,041	1,842	1,689
WEXFORD / LOCH GARMAN	6,033	5,673	6,407	7,516	8,927	8,789	7,121	2,481	3,636	3,657	3,031
WICKLOW / CILL MHANTÁIN	5,075	5,057	5,161	5,812	6,398	6,782	5,284	1,793	2,550	2,316	2,020
<i>City Councils / Comhairlí Cathrach</i>											
*DUBLIN / *BAILE ÁTHA CLIATH	67,779	64,415	64,287	70,492	72,997	76,716	60,159	24,070	30,997	34,501	34,268
LIMERICK / LUIMNEACH	2,171	2,074	2,097	2,259	2,022	1,940	2,387	1,278	1,083	1,425	584
WATERFORD / PORT LÁIRGE	3,119	3,342	3,388	4,128	4,001	3,654	3,658	929	1,246	1,417	1,459
<b>TOTAL / IOMLÁN</b>	<b>193,743</b>	<b>188,109</b>	<b>195,507</b>	<b>219,284</b>	<b>233,727</b>	<b>246,446</b>	<b>194,817</b>	<b>73,125</b>	<b>103,076</b>	<b>105,761</b>	<b>95,093</b>

\*City and County / \* Cathrach agus Contae

### Section 3 / Cuid 3

Driving Licences Current on 31st December 2012 / Ceadúnais Tiomána Reatha amhail an 31ú Nollaig 2012

Table 21. Driving Licences Current on 31st December, 2012 by Type in each Licensing Authority Area.

Tábla 21. Ceadúnais Tiomána Reatha amhail an 31ú Nollaig, 2012 de réir cineál i ngach Ceantar Údarás Cheadúnaithe.

Licensing Authority / Údarás Cheadúnaithe	Learner Permit Licences / Ceadúnais Foghlaimeora	Annual Licences / Ceadúnais Bhliantúla	Triennial Licences / Ceadúnais Trí Bliana	10 Year Licences / Ceadúnais 10 mbliana	Total Number of Driving Licences / An Líon iomlán Ceadúnais Tiomána
<b>County Councils / Comhairlí Contae</b>					
CARLOW / CEATHARLACH	3,919	142	3,288	29,325	36,674
CAVAN / AN CABHÁN	4,322	119	4,273	34,393	43,107
CLARE / AN CLÁR	6,052	243	7,817	60,287	74,399
*CORK / *CORCAIGH	28,084	933	32,454	253,440	314,911
DONEGAL / DÚN NA nGALL	7,442	400	9,987	79,545	97,374
*GALWAY / *GAILLIMH	13,303	393	14,653	124,831	153,180
KERRY / CIARRAÍ	7,812	209	10,291	73,588	91,900
KILDARE / CILL DARA	12,400	259	9,212	101,492	123,363
KILKENNY / CILL CHAINNIGH	5,603	274	5,658	45,105	56,640
LAOIS / LAOIS	4,466	227	4,063	34,359	43,115
LEITRIM / LIATROIM	1,594	92	2,174	16,103	19,963
LIMERICK / LUIMNEACH	6,898	305	8,470	69,904	85,577
LONGFORD / AN LONGFORT	2,236	67	2,442	18,288	23,033
LOUTH / LÚ	6,714	229	6,341	54,070	67,354
MAYO / MAIGH EO	6,698	339	8,618	65,872	81,527
MEATH / AN MHÍ	9,686	242	9,246	87,792	106,966
MONAGHAN / MUINEACHÁN	2,990	102	3,950	30,931	37,973
OFFALY / UÍBH FHAILÍ	4,484	216	4,240	35,815	44,755
ROSCOMMON / ROS COMÁIN	3,221	149	4,613	32,125	40,108
SLIGO / SLIGEACH	3,106	181	4,535	33,174	40,996
TIPPERARY NORTH / TIOBRAID ÁRANN THUAIDH	4,108	217	4,982	35,986	45,293
TIPPERARY SOUTH / TIOBRAID ÁRANN THEAS	5,574	187	5,982	42,963	54,706
WATERFORD / PORT LÁIRGE	3,186	108	4,379	32,624	40,297
WESTMEATH / AN IARMHÍ	4,881	195	4,832	41,052	50,960
WEXFORD / LOCH GARMAN	8,456	696	9,319	70,618	89,089
WICKLOW / CILL MHANTÁIN	7,769	316	8,283	66,642	83,010
<b>City Councils / Comhairlí Cathrach</b>					
*DUBLIN / *BAILE ÁTHA CLIATH	75,976	2,198	68,204	521,773	668,151
LIMERICK / LUIMNEACH	3,163	129	3,199	22,087	28,578
WATERFORD / PORT LÁIRGE	3,191	67	2,795	22,218	28,271
<b>TOTAL / IOMLÁN</b>	<b>257,334</b>	<b>9,234</b>	<b>268,300</b>	<b>2,136,402</b>	<b>2,671,270</b>
Change from 2011 return					
Athrú ó aiscur 2011	-14,094	896	24,337	-6,428	4,711

\* City and County / \*Cathrach agus Contae