


# Irish Bulletin of Vehicle and Driver Statistics

## Ráiteas Staidrimh na hÉireann maidir le Feithiclí agus Tiománaithe



**2013**



**An Roinn Iompair  
Turasóireachta agus Spóirt**

Department of Transport, Tourism and Sport



**Irish Bulletin of**  
**VEHICLE AND DRIVER STATISTICS**  
**2013**

**Ráiteas Staidrimh na hÉireann**  
**MAIDIR LE FEITHICLÍ AGUS TIOMÁNAITHE**  
**2013**

**Copies available from**  
**Dept. of Transport, Tourism and Sport website:**

[www.dttas.ie](http://www.dttas.ie)

**Cóipeanna ar fail ó**  
**shuíomh gréasáin na**  
**Roinne Iompair Turasóireachta agus Spóirt:**

**When statistics from this Bulletin are**  
**used or published the source should be**  
**acknowledged.**

**Ba choir aitheantas a thabhairt don**  
**fhoinse seo má úsáidtear nó má**  
**fhoilsítear staidrimh ón Ráiteas seo.**



**An Roinn Iompair**  
**Turasóireachta agus Spóirt**  
Department of Transport, Tourism and Sport

# Contents

<b>Introduction</b>	<b>Page</b>
<b>Key Statistics</b>	1 - 2
<b>Section 1: Mechanically propelled Vehicles under Current Licence on 31st December, 2013</b>	
Vehicle Statistics 1987 - 2013	3
Number of Mechanically Propelled Vehicles by Taxation Class	4
Number of Private Cars by Engine Capacity & CO <sub>2</sub> Emissions	5
Number of Goods Vehicles by Unladen Weight	6
Number of Private Cars by Engine Capacity in each Licensing Authority area	7
Number of Private Cars by CO <sub>2</sub> Emission Band in each Licensing Authority area	8
Number of Goods Vehicles by Unladen Weight in each Licensing Authority area	9
Number of Tractors by Taxation Class in each Licensing Authority area	10
Number of Motor Cycles by Engine Capacity in each Licensing Authority area	11
Number of Exempt, Public Service and other Vehicles in each Licensing Authority area	12
Number of Private Cars by Make	13
Number of Private Cars by Make in each Licensing Authority area	14 - 16
Number of Goods Vehicles by Make in each Licensing Authority area	17 - 18
Number of Tractors by Make in each Licensing Authority area	19 - 20
Number of Motor Cycles by Make in each Licensing Authority area	21 - 22
Number of Vehicles by Taxation Class and Type of Fuel	23
Age of Private Cars by Engine Capacity and CO <sub>2</sub> Emissions	24
Age of Goods Vehicles	25
<b>Section 2: New Vehicles first Licensed in 2013</b>	
Number of New Vehicles Licensed in 2013 broken down by Taxation Class	26
New Private Cars by Make Licensed in 2013	27
Number of New Vehicles Licensed in 2013 by Taxation Class and Type of Fuel	28
Number of New Private Cars Licensed in 2013 by CO <sub>2</sub> Emission Band and Type of Fuel	29
Number of Vehicles Licensed for the first time 2003 - 2013 by Taxation Class	30
Number of Vehicles Licensed for the first time 2003 - 2013 in each Licensing Authority area	31
<b>Section 3: Driving Licences current on 31st December, 2013</b>	
Driving Licences by Type in each Licensing Authority area	32
<b>Figures:</b>	
Vehicle Statistics 1987 - 2013	3
Mechanically Propelled Vehicles under Current Licence	4
National Vehicle Fleet by Type of Fuel	23
Age of Private Cars	24
Age of Goods Vehicles	25
New Vehicles Licensed in 2013 by Taxation Class	26

# Clár

## Réamhrá

leathanach

## Príomhstaidrimh

1 - 2

### Cuid 1: Feithiclí Inneallghluaiste faoi Cheadúnas Reatha amhail an 31 Nollaig, 2013

Staidrimh Feithiclí 1987 - 2013	3
An Líon Feithiclí Inneallghluaiste de réir Aicme Cánachais	4
An Líon Carranna Príobháideacha de réir Toilleadh Innill & Astaíochta CO <sub>2</sub>	5
An Líon Feithiclí Earraí de réir Meáchain gan Ualach	6
An Líon Carranna Príobháideacha de réir Toilleadh Innill i ngach Ceantar Údaráis Cheadúnaithe	7
An Líon Carranna Príobháideacha de réir Astaíochta CO <sub>2</sub> Banda i ngach Ceantar Údaráis Cheadúnaithe	8
An Líon Feithiclí Earraí de réir Meáchain gan Ualach i ngach Ceantar Údaráis Cheadúnaithe	9
An Líon Tarracóirí de réir Aicme Cánachais i ngach Ceantar Údaráis Cheadúnaithe	10
An Líon Gluaisrothair de réir Toilleadh Innill i ngach Ceantar Údaráis Cheadúnaithe	11
An Líon Feithiclí Díolmhaithe, Seirbhíse Poiblí agus Eile i ngach Ceantar Údaráis Cheadúnaithe.	12
An Líon Carranna Príobháideacha de réir Déanaimh	13
An Líon Carranna Príobháideacha de réir Déanaimh i ngach Ceantar Údaráis Cheadúnaithe	14 - 16
An Líon Feithiclí Earraí de réir Déanaimh i ngach ceantar Údaráis Cheadúnaithe	17 - 18
An Líon Tarracóirí de réir Déanaimh i ngach ceantar Údaráis Cheadúnaithe	19 - 20
An Líon Gluaisrothair de réir Déanaimh i ngach ceantar Údaráis Cheadúnaithe	21 - 22
An Líon Feithiclí de réir Aicme Cánachais agus Cineál Breosla	23
Aois Carranna Príobháideacha de réir Toilleadh Innill & Astaíochta CO <sub>2</sub>	24
Aois Feithiclí Earraí	25

### Cuid 2: Feithiclí Nua a Ceadúnú ar dtús i 2013

An Líon Feithiclí Nua a Ceadúnú i 2013 briste síos de réir Aicme Cánachais Carranna Príobháideacha Nua de réir Déanaimh a Ceadúnú i 2013	26
An Líon Feithiclí Nua a Ceadúnú i 2013 de réir Aicme Cánachais agus Cineál Breosla	27
An Líon Carranna Príobháideacha a Ceadúnú i 2013 de réir Astaíochta CO <sub>2</sub> Banda agus Cineál Breosla	28
An Líon Feithiclí a Ceadúnú don chéad uair 2003 - 2013 de réir Aicme Cánachais	29
An Líon Feithiclí a Ceadúnú don chéad uair 2003 - 2013 i ngach ceantar Údaráis Cheadúnaithe	30
	31

### Cuid 3: Ceadúnais Tiomána reatha amhail an 31ú Nollaig, 2013

Ceadúnais Tiomána de réir Cineáil i ngach ceantar Údaráis Cheadúnaithe	32
--	----

### Figiúirí:

Staidrimh Feithicle 1987 - 2013	3
Feithiclí Inneallghluaiste faoi Cheadúnas Reatha	4
Flít Feithiclí Náisiúnta de réir Cineál Breosla	23
Aois Carranna Príobháideacha	24
Aois Feithiclí Earraí	25
Feithiclí Nua Ceadúnaithe i 2013 de réir Aicme Cánachais	26

# Irish Bulletin of

## VEHICLE AND DRIVER STATISTICS

### 2013

#### INTRODUCTION

**This bulletin contains a broad range of statistical tables covering:**

- The size, composition, age and fuel type of licensed vehicles
- New and imported used vehicles licensed for the first time.
- Driver licensing.

**The bulletin shows mainly that:**

- The total number of licensed vehicles at 31st December 2013 was 2,482,557. It exceeds the December 2012 level by 79,334 (3.30%) vehicles. The main components of the vehicle fleet include 1,910,165 private cars, 317,849 goods vehicles, 89,492 agricultural tractors and 36,623 motor cycles [Table 2].
- CO<sub>2</sub> Emission values were introduced as a basis for the assessment of motor tax in respect of all Private cars after 1<sup>st</sup> July 2008. 538,604 vehicles were licensed based on their CO<sub>2</sub> emissions as at 31<sup>st</sup> December 2013 [Table 3].
- 92,887 new vehicles were licensed in 2013. This represents a decrease of 2,206 (-2.32%) on the 2012 figure [Table 16]. 71,156 imported used vehicles were licensed in 2013, which represented an increase of 21,216 (42.49%), on the 2012 figure.
- 51.21% of vehicles use petrol while 48.07% operate on diesel [Table 13].
- 81.87% of private cars are 4 years old and over while 68.51% are 6 years old and over [Table 14].
- 86.28% of goods vehicles are 4 years old and over while 74.48% are 6 years old and over [Table 15].
- Licensed drivers totaled 2.64 million at 31st December 2013. 91.4% held full licenses while the balance held learner permit licenses [Table 21].

# Ráiteas Staidrimh Na hÉireann

## MAIDIR LE FEITHICLÍ AGUS TIOMÁNAITHE 2013

### Réamhrá

#### Sa ráiteas seo tá réimse leathan de tháblaí staitistiúla ar a n-áirítear:

- Méid, comhdhéanamh, aois agus breosla-chinéal feithicilí ceadúnaithe.
- Feithicilí nua agus feithicilí athlámhe allmhairithe a cheadúnaítear don chéad uair.
- Ceadúnú tiománaithe.

#### Is iad na príomhphointí a thaispeántar sa ráiteas:

- Ar an 31 Nollaig 2013 ba é líon iomlán na bhfeithicilí ceadúnaithe ná 2,482,557. Tá an líon sin níos mó de 79,334 (3.30%) ná an leibhéal feithicilí ag Nollaig 2012. Is iad na príomhranna feithicilí san iomlán ná 1,910,16 carranna príobháideacha, 317,849 feithicilí earraí, 89,492 tarracóirí talmhaíochta agus 36,623 gluaisrothair [Tábla 2].
- Tugadh luachanna Astuithe CO<sub>2</sub> isteach mar bhunús don mheasúnú ar mhótarcháin I leith gach carr príobháideach a cláraíodh tar éis 1 Iúil 2008. Ceadúnaíodh 538,604 feithicilí bunaithe ar a n-astuithe CO<sub>2</sub> amhail an 31 Nollaig 2013 [Tábla 3].
- Ceadúnaíodh 92,887 feithicilí nua i 2013. Laghdú 2,206 (-2.32%) é sin ar fhiigiúr 2012 [Tábla 16]. Ceadúnaíodh 71,156 feithicilí úsáidte allmhairithe i 2013 rud ab ionann agus méadú 21,216 (42.49%) ar fhiigiúirí 2012.
- Usáideann 51.21% de fheithicilí peitreal agus oibríonn 48.07% ar diosail [Tábla 13].
- Tá 81.87% de na carranna príobháideacha 4 bliana d'aois agus níos mó agus tá 68.51% díobh 6 bliana d'aois agus níos mó [Tábla 14].
- Tá 86.28% de na feithicilí earraí 4 bliana d'aois agus níos mó agus tá 74.48% díobh 6 bliana d'aois agus níos mó [Tábla 15].
- Ba é 2.64 milliun an líon iomlán tiománaithe ceadúnaithe ar an 31 Nollaig 2013. Bhi ceadúnas iomlán ag 91.4% fad is bhí ceadúnais foghlaimora ag an bhfuilleach [Tábla 21].

## Key Statistics

### 1 No. of Mechanically Propelled Vehicles by Taxation Class (at 31st December, 2013).

Year	Private Cars	Goods Vehicles	Agricultural Tractors etc.	Motor Cycles	Others	Total
1985	709,546	93,369	68,552	26,025	17,266	<b>914,758</b>
1990	796,408	143,166	72,814	22,744	19,127	<b>1,054,259</b>
1995	990,384	141,785	77,925	23,452	28,957	<b>1,262,503</b>
2000	1,319,250	205,575	73,806	30,638	52,952	<b>1,682,221</b>
2005	1,662,157	286,548	76,307	34,300	79,368	<b>2,138,680</b>
2010	1,872,715	327,096	71,457	38,145	106,974	<b>2,416,387</b>
2013	1,910,165	317,849	99,122	36,623	118,798	<b>2,482,557</b>

### 2 No. of Vehicles by Type of Fuel (at 31st December, 2013).

Petrol	1,271,427	51.21%
Diesel	1,193,340	48.07%
Petrol and Electric	7,745	0.31%
Petrol and Ethanol	9,441	0.38%
Others	<u>604</u>	<u>0.02%</u>
<b>Total</b>	<b>2,482,557</b>	<b>100%</b>

### 3 Age of Vehicles (at 31st December, 2013).

	Private Cars	Goods Vehicles
4 Years old and over	1,563,831 (81.87%)	274,243 (86.28%)
6 Years old and over	1,308,711 (68.51%)	236,723 (74.48%)

### 4 New Vehicles -First Licensed (year ending 31st December).

	2013	2012	Change
Private Cars	71,348	76,256	-6.44%
Goods Vehicles	11,024	10,855	1.56%
Agricultural Tractors etc.	4,403	1,996	120.59%
Motor Cycles	878	955	-8.06%
Others	<u>5,234</u>	<u>5,031</u>	<u>4.03%</u>
<b>Total</b>	<b>92,887</b>	<b>95,093</b>	<b>-2.32%</b>

### 5 Driving Licensing.

#### (a) Classification of Licences (year ending 31st December)

	2013	2008
Full	2,414,393 (91.4%)	2,312,309 (87.8%)
Learner Permit	<u>227,197 (8.6%)</u>	<u>319,827 (12.2%)</u>
<b>Total</b>	<b>2,641,590 (100%)</b>	<b>2,632,136 (100%)</b>



# Príomhstaidrimh

## 1 An Líon Feithiclí Ineallghluaiste de réir Aicme Canachais (amhail an 31ú Nollaig, 2013).

Bliain	Carranna Príobháideacha	Feithiclí Earraí	Tarracóirí Taimhaíochta etc..	Gluaisrothair	Eile	Iomlán
1985	709,546	93,369	68,552	26,025	17,266	<b>914,758</b>
1990	796,408	143,166	72,814	22,744	19,127	<b>1,054,259</b>
1995	990,384	141,785	77,925	23,452	28,957	<b>1,262,503</b>
2000	1,319,250	205,575	73,806	30,638	52,952	<b>1,682,221</b>
2005	1,662,157	286,548	76,307	34,300	79,368	<b>2,138,680</b>
2010	1,872,715	327,096	71,457	38,145	106,974	<b>2,416,387</b>
2013	1,910,165	317,849	99,122	36,623	118,798	<b>2,482,557</b>

## 2 An Líon Feithiclí de réir Cineál breoisia (amhail an 31ú Nollaig, 2013).

Peitreal	1,271,427	51.21%
Díosal	1,193,340	48.07%
Peitreal agus Leictreach	7,745	0.31%
Peitreal agus Eatánal	9,441	0.38%
Eile	<u>604</u>	<u>0.02%</u>
<b>Iomlán</b>	<b>2,482,557</b>	<b>100%</b>

## 3 Aois Feithiclí (amhail an 31ú Nollaig, 2013).

	Carranna Príobháideacha	Feithiclí Earraí
4 bliana d'aois agus níos mó	1,563,831 (81.87%)	274,243 (86.28%)
6 bliana d'aois agus níos mó	1,308,711 (68.51%)	236,723 (74.48%)

## 4 Feithiclí Nua - Ceadúnaithe do chéad uair (bliain dár chríoch 31ú Nollaig).

	2013	2012	Athrú
Carranna Príobháideacha	71,348	76,256	-6.44%
Feithiclí Earraí	11,024	10,855	1.56%
Tarracóirí Talmhaíochta etc.	4,403	1,996	120.59%
Gluaisrothair	878	955	-8.06%
Eile	<u>5,234</u>	<u>5,031</u>	<u>4.03%</u>
<b>Iomlán</b>	<b>92,887</b>	<b>95,093</b>	<b>-2.32%</b>

## 5 Ceadúnú Tiomána

### (a) Rangú Ceadúnais (bliain dár chríoch 31ú Nollaig).

	2013	2008
Iomlán	2,414,393 (91.4%)	2,312,309 (87.8%)
Ceadúnas Foghlaimeora	<u>227,197 (8.6%)</u>	<u>319,827 (12.2%)</u>
<b>Iomlán</b>	<b>2,671,270 (100%)</b>	<b>2,632,136 (100%)</b>

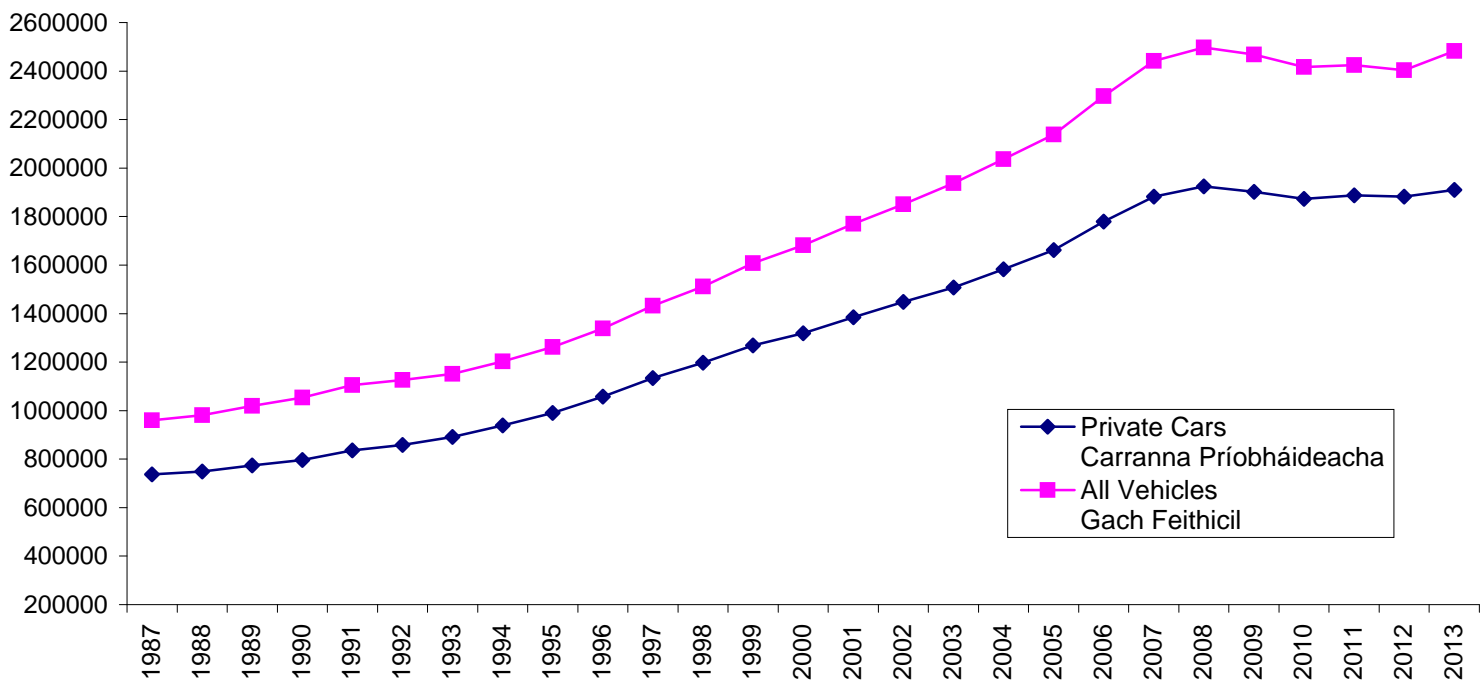


## Section 1

**Mechanically Propelled Vehicles under Current Licence./ Feithicilí Inneallghluaiste faoi Cheadúnas Reatha.**

**Table 1. Vehicle Statistics 1987 - 2013. / Tablá 1. Staidrimh Feithicilí 1987 - 2013.**

Year / Bliain	Private Cars Carranna Príobháideacha	Motor Cycles Gluaisrothair	Goods Vehicles Feithicilí Earraí	Tractors, Excavators, Dumpers, etc. Tarracóirí, Tochtalóirí, Dumpalaithe, etc.	Public Service Vehicles Feithicilí Seirbhíse Poiblí		Exempt Vehicles Feithicilí Díolmhaithe	Others Eile	TOTAL IOMLÁN
					Small / Beag	Large / Mór			
1987	736,595	25,828	111,023	67,597	4,826	3,521	7,525	2,838	959,753
1988	749,459	24,877	118,764	69,219	4,952	3,701	7,598	2,726	981,296
1989	773,396	24,492	130,020	72,707	5,061	3,834	7,238	2,812	1,019,560
1990	796,408	22,744	143,166	72,814	4,977	4,047	7,255	2,848	1,054,259
1991	836,583	24,652	148,331	75,742	5,363	4,388	7,119	3,367	1,105,545
1992	858,498	24,649	144,798	76,784	5,711	4,557	7,514	3,962	1,126,473
1993	891,027	23,921	135,225	77,115	6,144	4,835	7,874	5,097	1,151,238
1994	939,022	23,632	135,809	77,680	6,925	4,985	8,052	6,168	1,202,273
1995	990,384	23,452	141,785	77,925	8,086	5,282	8,336	7,253	1,262,503
1996	1,057,383	23,847	146,601	78,696	9,219	5,535	8,661	8,674	1,338,616
1997	1,134,429	24,424	158,158	78,405	10,340	5,845	10,336	10,393	1,432,330
1998	1,196,901	24,398	170,866	78,047	11,249	6,096	11,748	11,548	1,510,853
1999	1,269,245	26,677	188,814	75,591	13,076	6,564	12,248	15,941	1,608,156
2000	1,319,250	30,638	205,575	73,806	13,637	6,957	13,864	18,494	1,682,221
2001	1,384,704	32,913	219,510	73,719	16,547	7,084	14,965	20,242	1,769,684
2002	1,447,908	33,147	233,069	73,956	18,252	7,090	16,186	20,438	1,850,046
2003	1,507,106	35,094	251,130	76,425	19,856	7,392	17,185	23,241	1,937,429
2004	1,582,833	34,854	268,082	76,697	20,744	7,430	18,847	26,820	2,036,307
2005	1,662,157	34,300	286,548	76,307	21,888	7,625	20,321	29,534	2,138,680
2006	1,778,861	34,927	318,604	78,520	23,284	7,997	22,117	32,083	2,296,393
2007	1,882,901	37,178	345,874	80,239	26,654	8,451	24,761	35,506	2,441,564
2008	1,924,281	39,409	351,307	79,613	29,053	8,911	26,441	38,553	2,497,568
2009	1,902,429	39,552	343,940	75,318	28,284	8,556	26,954	42,627	2,467,660
2010	1,872,715	38,145	327,096	71,457	26,680	8,245	27,092	44,957	2,416,387
2011	1,887,810	36,582	320,966	71,677	25,129	8,276	27,769	46,947	2,425,156
2012	1,882,550	35,106	309,219	69,961	24,180	8,266	27,455	46,486	2,403,223
2013	1,910,165	36,623	317,849	99,122	22,964	8,488	27,682	59,664	2,482,557



**Table 2. Number of Mechanically Propelled Vehicles by Taxation Class at 31st December 2013.  
(2012 figures included for comparison purposes).**

**Tábla 2. An Líon Feithiclí Inneallghluaiste de réir Aicme Cánachais amhail an 31ú Nollaig 2013.  
(figiúirí 2012 san áireamh ar mhaithe le comparáid a dhéanamh).**

Taxation Class / Aicme Cánachais	2013	2012	Increase or Decrease Ardú nó Ísliú	% Increase or Decrease % Ardú nó Ísliú
Private Cars / Carranna Príobháideacha	1,910,165	1,882,550	27,615	1.47
Goods Vehicles / Feithiclí Earraí	317,849	309,219	8,630	2.79
Agricultural Tractors / Tarracóirí Talmhaíochta	89,492	63,080	26,412	41.87
Motorcycles / Gluaisrothair	36,623	35,106	1,517	4.32
Small Public Service Vehicles / Feithiclí Seirbhíse Poiblí Beaga	22,964	24,180	-1,216	-5.03
Exempt Vehicles / Feithiclí Díolmhaithe	27,682	27,455	227	0.83
Vintage Vehicles / Feithiclí Seanré	40,989	28,335	12,654	44.66
Motor Caravans / Mótarcharbháin	9,643	9,492	151	1.59
Large Public Service Vehicles / Feithiclí Seirbhíse Poiblí Móra	8,488	8,266	222	2.69
Mobile Machines / Meaisíní Soghluaiste	5,433	5,203	230	4.42
Excavators, Trench Diggers etc. / Tochtóirí, Tochtóirí Trinsí etc.	6,233	4,087	2,146	52.51
Small Dumpers & Forklift Truck / Dumpálaithe beaga & Trucail Ardaithe	2,545	1,925	620	32.21
General Haulage Tractors / Tarracóirí Iompair Ginearálta	837	847	-10	-1.18
Schoolbuses / Busanna Scoile	868	859	9	1.05
Hearses / Eileatrain	917	868	49	5.65
Youth/Community Buses / Busanna Óige/Pobail	797	802	-5	-0.62
Island Vehicles / Feithiclí Oileán	1,017	927	90	9.71
Off Road Dumpers / Dumpálaithe den Bhóthar	15	22	-7	-31.82
<b>TOTAL / IOMLÁN</b>	<b>2,482,557</b>	<b>2,403,223</b>	<b>79,334</b>	<b>3.30</b>

**Figure 2. Mechanically Propelled Vehicles Under Current Licence.  
Figiúr 2. Feithiclí Inneallghluaiste faoi Cheadúnas Reatha.**

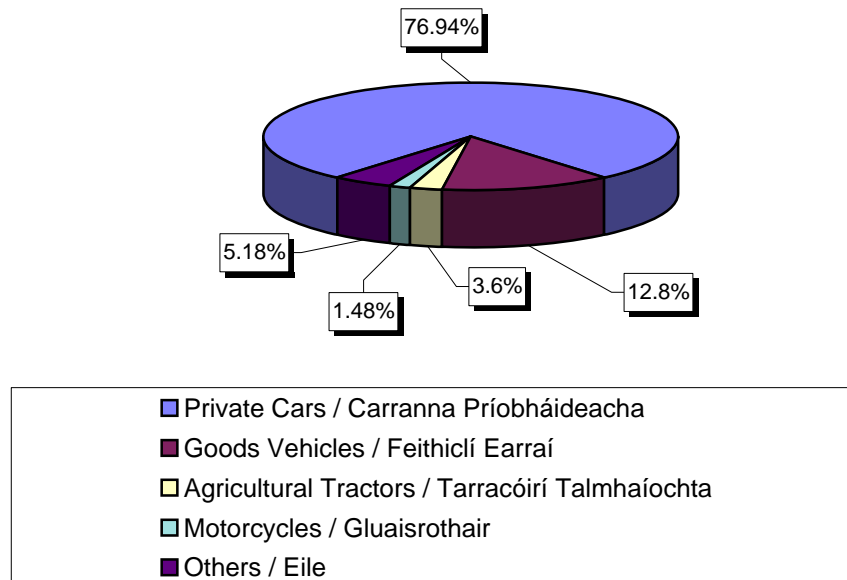


Table 3. Number of Private Cars by Engine Capacity and CO<sub>2</sub> Emissions.

Tábla 3. An Líon Carranna Príobhaideacha de réir Toilleach Innill & Astaíochta CO<sub>2</sub>

Basis for Motor Tax/An Bonn Mótarchánach															GRAND TOTAL / IOMLÁN AR FAD
Cubic Centimetres/ Ceintiméadar Ciúbach	Total / Iomlán	CO <sub>2</sub> Emissions Band*/Astaíochta CO <sub>2</sub> Banda												Total / Iomlán	
		A0	A1	A2	A3	A4	B1	B2	C	D	E	F	G		
Not exceeding 1000 / Gan Níos mó ná 1000	113,915	205	1	1,812	3,582	9,975	4,426	443						20,444	134,359
1001 to/go dtí 1100	5,628				607	549	277	145						1,578	7,206
1101 to/go dtí 1200	79,031			130	2,233	5,868	11,804	19,610	129	27				39,801	118,832
1201 to/go dtí 1300	93,287			32	2,057	10,544	8,680	16,614	1,060	235				39,222	132,509
1301 to/go dtí 1400	370,251		1	1,413	5,962	9,568	16,648	13,149	16,349	5,372	55	2		68,519	438,770
1401 to/go dtí 1500	50,961		52	838	3,206	17,749	6,128	17,952	2,376	444	63	1		48,809	99,770
1501 to/go dtí 1600	221,596			5,277	12,739	60,508	13,407	14,484	6,117	4,050	1,799	30		118,411	340,007
1601 to/go dtí 1700	5,573			2	249	4,489	714	9,387	492	119	4			15,456	21,029
1701 to/go dtí 1800	84,720		5	1,673	7	276	10	5,512	6,815	5,540	1,001	233	36	21,108	105,828
1801 to/go dtí 1900	117,259		1	1	1	1,478	3,295	7,927	7,140	796	191	44		20,874	138,133
1901 to/go dtí 2000	152,277	1		60	557	17,483	16,277	37,931	29,451	9,304	3,236	667	11	114,978	267,255
2001 to/go dtí 2100	356										2			2	358
2101 to/go dtí 2200	18,897				493	409	1,085	3,955	5,309	1,655	3,200	389	11	16,506	35,403
2201 to/go dtí 2300	6,307						1	894	1,339	1,495	826	13	5	4,573	10,880
2301 to/go dtí 2400	2,978					4	1	11	43	60	106	405	4	634	3,612
2401 to/go dtí 2500	16,270			3	41			1	1	10	68	213	28	365	16,635
2501 to/go dtí 2600	1,280											84	1	85	1,365
2601 to/go dtí 2700	2,981									56	163	58	13	290	3,271
2701 to/go dtí 2800	3,991										11	304	50	365	4,356
2801 to/go dtí 2900	196											6		6	202
2901 to/go dtí 3000	15,357						24	214	389	839	1,310	2,163	327	5,266	20,623
Exceeding 3000 / Níos mó ná 3000	8,450						1	359	158	2	130	389	273	1,312	9,762
<b>TOTAL / IOMLÁN</b>	<b>1,371,561</b>	<b>206</b>	<b>60</b>	<b>11,241</b>	<b>31,734</b>	<b>138,900</b>	<b>82,778</b>	<b>148,588</b>	<b>77,168</b>	<b>30,004</b>	<b>12,165</b>	<b>5,001</b>	<b>759</b>	<b>538,604</b>	<b>1,910,165</b>

\* CO<sub>2</sub> Emissions values were introduced as a basis for the assessment of motor tax in respect of all Private Cars registered after 1st July 2008.

\* Tugadh luachanna Astuithe CO<sub>2</sub> isteach mar bhunús don mheasúnú ar mhótarcháin I leith gach carr príobhaideach a cláraíodh tar éis 1 Iúil 2008.

Table 4. Number of Goods Vehicles by Unladen Weight.  
Tábla 4. An Líon Feithiclí Earraí de réir Meáchain gan Ualach.

Unladen Weight (Kilograms)/Meáchan gan Ualach (Cileagram)	Number used for carriage of goods for hire or reward 2	An líon a húsáideadh chun earraí a iompar ar cíos nó ar son luach saothair 2	Number used for carriage of licensee's goods only 3	An líon a húsáideadh chun earraí a iompar don cheadúnaí amháin 3	Total Number of Goods Vehicles (Total of Columns 2 & 3)	An líon iomlán Feithiclí Earraí (Iomlán Colúin 2 & 3)
Not Exceeding 610/Gan níos mó ná 610	76		1,690		1,766	
611 to/go dtí 813	4		146		150	
814 to/go dtí 1016	80		1,675		1,755	
1017 to/go dtí 1270	1,717		47,675		49,392	
1271 to/go dtí 1524	1,767		48,304		50,071	
1525 to/go dtí 1778	1,906		50,576		52,482	
1779 to/go dtí 2032	2,809		78,655		81,464	
2033 to/go dtí 2286	1,130		31,840		32,970	
2287 to/go dtí 2540	440		10,219		10,659	
2541 to/go dtí 2794	213		3,656		3,869	
2795 to/go dtí 3048	165		2,188		2,353	
3049 to/go dtí 3302	75		876		951	
3303 to/go dtí 3556	76		969		1,045	
3557 to/go dtí 3810	82		894		976	
3811 to/go dtí 4064	84		930		1,014	
4065 to/go dtí 5080	365		2,963		3,328	
5081 to/go dtí 6096	299		1,934		2,233	
6097 to/go dtí 7112	197		1,216		1,413	
7113 to/go dtí 8128	267		1,570		1,837	
8129 to/go dtí 9144	307		1,724		2,031	
9145 to/go dtí 10160	311		1,358		1,669	
10161 to/go dtí 11176	411		1,748		2,159	
11177 to/go dtí 12192	787		2,298		3,085	
12193 to/go dtí 13208	657		2,334		2,991	
13209 to/go dtí 14224	582		1,929		2,511	
14225 to/go dtí 15240	418		1,280		1,698	
Exceeding 15241/Níos mó ná 15241	403		1,512		1,915	
Sub-Total / Fo-iomlán	15,628		302,159		317,787	
Electrically Propelled / Leictreachas ghluaiste						
not exceeding 1270 kilos / gan níos mó ná 1270	1		10		11	
exceeding 1270 kilos / níos mó ná 1270	2		49		51	
TOTAL / IOMLÁN	15,631		302,218		317,849	

Table 5. Number of Private Cars by Engine Capacity in each Licensing Authority Area.

Tábla 5. An Líon Carranna Príobhaideacha de réir toilleach lill i ngach Ceantar Údaráis Cheadúnaithe.

Licensing Authority / Údarás Cheadúnaithe	ENGINE CAPACITY (CUBIC CENTIMETRES)/TOILLEADH INNILL (CENTIMEADAR CIUBACH)													TOTAL / IOMLÁN	
	Up to/Go dtí 900	901 - 1000	1001 - 1100	1101 - 1200	1201 - 1300	1301 - 1400	1401 - 1500	1501 - 1600	1601 - 1700	1701 - 1800	1801 - 1900	1901 - 2000	2001 - 2500		2501 and over/agus níos mó
<i>County Councils / Comhairlí Contae</i>															
CARLOW / CEATHARLACH	28	1,411	74	1,139	1,328	4,968	658	2,741	62	920	2,342	2,082	561	305	18,619
CAVAN / AN CABHÁN	33	1,450	60	1,072	1,215	5,268	902	2,890	130	1,020	2,745	2,445	634	290	20,154
CLARE / AN CLÁR	56	2,875	139	1,727	2,383	11,180	1,607	6,668	108	2,056	3,460	3,982	1,127	593	37,961
*CORK / *CORCAIGH	330	13,621	569	9,197	13,058	49,914	4,423	28,105	526	10,118	12,874	18,101	4,814	3,156	168,806
DONEGAL / DÚN NA nGALL	78	3,031	193	2,452	2,403	11,818	1,355	6,177	574	1,757	6,237	5,595	1,158	574	43,402
*GALWAY *GAILLIMH	90	5,192	297	3,371	4,161	21,346	2,940	12,045	343	4,284	8,443	8,904	2,482	1,448	75,346
KERRY / CIARRAÍ	77	3,668	120	2,389	3,023	14,237	2,141	8,389	194	2,616	4,657	4,855	1,377	778	48,521
KILDARE / CILL DARA	129	5,045	236	4,551	4,119	16,577	2,274	10,313	213	4,290	4,945	7,414	2,477	1,887	64,470
KILKENNY / CILL CHAINNIGH	59	2,323	171	1,594	1,779	7,905	1,203	4,370	113	1,372	2,891	3,236	993	553	28,562
LAOIS / LAOIS	44	1,729	82	1,146	1,348	5,494	920	3,159	127	1,113	2,779	2,727	799	365	21,832
LEITRIM / LIATROIM	20	757	51	495	599	2,335	361	1,191	91	404	1,737	1,077	244	103	9,465
LIMERICK / LUIMNEACH	64	3,588	175	2,118	2,827	13,167	1,675	7,527	167	2,454	3,969	4,829	1,250	808	44,618
LONGFORD / AN LONGFORT	18	927	52	580	603	2,760	481	1,547	63	536	1,807	1,385	345	172	11,276
LOUTH / LÚ	54	2,737	128	2,358	1,951	8,729	1,248	4,474	132	1,640	2,954	3,374	951	731	31,461
MAYO / MAIGH EO	55	2,904	99	1,581	2,388	11,277	1,267	6,244	219	2,181	4,680	4,787	1,224	617	39,523
MEATH / AN MHÍ	91	3,593	178	3,410	3,188	13,597	2,130	8,591	219	3,258	5,380	6,442	2,079	1,537	53,693
MONAGHAN / MUINEACHÁN	20	1,053	75	965	910	4,161	484	2,035	191	756	2,381	2,213	523	270	16,037
OFFALY / UÍBH FHAILÍ	48	1,920	88	1,165	1,236	5,761	1,026	3,307	104	1,050	2,422	2,545	670	316	21,658
ROSCOMMON / ROS COMÁIN	26	1,370	75	879	1,274	5,112	798	2,681	87	818	2,754	2,140	580	259	18,853
SLIGO / SLIGEACH	24	1,729	115	1,002	1,274	5,555	744	3,057	123	920	2,234	2,184	517	242	19,720
NORTH TIPPERARY / TIOBRAID ÁRANN THUADH	35	1,910	103	1,191	1,262	6,493	1,186	3,795	83	1,078	2,723	2,909	763	378	23,909
SOUTH TIPPERARY / TIOBRAID ÁRANN THEAS	50	2,277	109	1,481	1,888	8,136	1,088	4,469	106	1,468	2,857	3,171	979	485	28,564
WATERFORD / PORT LÁIRGE	55	1,716	62	1,191	1,416	6,127	840	3,506	62	1,242	2,019	2,449	750	436	21,871
WESTMEATH / AN IARMHÍ	53	2,026	94	1,550	1,649	6,586	1,223	3,777	122	1,264	3,585	3,113	866	432	26,340
WEXFORD / LOCH GARMAN	134	3,816	221	3,267	3,267	12,201	1,934	6,721	176	2,206	4,618	5,577	1,496	853	46,487
WICKLOW / CILL MHANTÁIN	120	3,660	229	2,819	3,348	11,233	1,631	7,112	153	2,999	3,684	5,553	2,166	1,748	46,455
<i>City Councils/ Comhairlí Cathrach</i>															
*DUBLIN / *BAILE ÁTHA CLIATH	919	31,842	1,672	22,269	26,896	89,048	13,272	61,288	1,026	29,029	14,586	36,554	12,328	12,471	353,200
LIMERICK / LUIMNEACH	40	1,587	93	951	1,249	5,000	545	2,978	28	919	784	1,371	339	217	16,101
WATERFORD / PORT LÁIRGE	51	1,357	68	1,121	1,245	4,266	605	2,439	31	952	712	1,263	316	231	14,657
<b>TOTAL/IOMLÁN</b>	<b>2,801</b>	<b>111,114</b>	<b>5,628</b>	<b>79,031</b>	<b>93,287</b>	<b>370,251</b>	<b>50,961</b>	<b>221,596</b>	<b>5,573</b>	<b>84,720</b>	<b>117,259</b>	<b>152,277</b>	<b>44,808</b>	<b>32,255</b>	<b>1,371,561</b>

\* City and County / \* Cathrach agus Contae

Table 5a. Number of Private Cars by CO<sub>2</sub> Emission Band in each Licensing Authority Area.

Tábla 5a. An Líon Carranna Priobhaideacha de réir Astaíochta CO<sub>2</sub> Banda i ngach Ceantar Údaráis Cheadúnaithe.

Licensing Authority / Údarás Cheadúnaithe	CO <sub>2</sub> EMISSIONS BAND / ASTAÍOCHTA CO <sub>2</sub> BANDA													GRAND TOTAL (All Private) / IOMLÁN AR FAD (Gach Priobháideacha)
	A0	A1	A2	A3	A4	B1	B2	C	D	E	F	G	TOTAL (CO <sub>2</sub> ) / IOMLÁN (CO <sub>2</sub> )	
<i>County Councils / Comhairlí Contae</i>														
CARLOW / CEATHARLACH	2		154	436	1,981	1,095	1,951	1,061	371	139	56	4	7,250	25,869
CAVAN / AN CABHÁN	2	1	122	413	2,127	1,205	2,193	1,336	412	171	49	3	8,034	28,188
CLARE / AN CLÁR	11	2	236	750	3,815	2,096	4,016	1,980	804	310	85	13	14,118	52,079
*CORK / *CORCAIGH	11	3	1,291	4,359	17,133	10,757	18,451	8,789	3,987	1,361	485	57	66,684	235,490
DONEGAL / DÚN NA nGALL	1	1	326	971	4,475	2,778	5,151	2,777	941	313	103	13	17,850	61,252
*GALWAY *GAILLIMH	14	4	488	1,381	6,581	4,105	7,729	4,521	1,552	564	240	18	27,197	102,543
KERRY / CIARRAÍ	6	1	241	810	3,935	2,426	4,465	2,258	945	310	97	16	15,510	64,031
KILDARE / CILL DARA	9	1	575	1,583	6,594	3,853	7,186	3,880	1,432	676	300	61	26,150	90,620
KILKENNY / CILL CHAINNIGH			261	715	3,295	1,790	3,108	1,650	571	228	108	11	11,737	40,299
LAOIS / LAOIS	4		156	513	2,251	1,298	2,302	1,348	461	147	41	7	8,528	30,360
LEITRIM / LIATROIM			54	213	1,091	635	980	572	148	53	15	1	3,762	13,227
LIMERICK / LUIMNEACH	4	1	347	1,006	4,895	3,166	4,870	2,436	1,003	396	142	21	18,287	62,905
LONGFORD / AN LONGFORT	1		79	244	1,228	695	1,181	742	197	75	24	1	4,467	15,743
LOUTH / LÚ	2		291	883	3,918	2,274	4,155	2,056	689	291	97	12	14,668	46,129
MAYO / MAIGH EO	1	1	251	679	3,555	2,188	4,030	2,375	766	288	71	21	14,226	53,749
MEATH / AN MHÍ	9		423	1,187	5,547	3,210	6,202	3,239	1,268	544	213	40	21,882	75,575
MONAGHAN / MUINEACHÁN	1		103	459	1,878	1,057	2,101	1,248	381	170	50	9	7,457	23,494
OFFALY / UÍBH FHAILÍ	1	1	165	531	2,151	1,304	2,268	1,218	408	175	41	4	8,267	29,925
ROSCOMMON / ROS COMÁIN		1	196	677	3,360	1,827	2,537	1,304	370	167	53	4	10,496	29,349
SLIGO / SLIGEACH	3	1	128	438	2,026	1,191	2,012	1,171	368	121	47	8	7,514	27,234
NORTH TIPPERARY / TIOBRAID ÁRANN THUaidh	3	1	204	635	3,021	1,719	2,779	1,499	502	178	61	11	10,613	34,522
SOUTH TIPPERARY / TIOBRAID ÁRANN THEas	1	1	136	498	2,247	1,400	2,314	1,371	488	182	80	8	8,726	37,290
WATERFORD / PORT Láirge	5	1	215	528	2,277	1,370	2,607	1,276	460	165	62	6	8,972	30,843
WESTMEATH / AN IARMHÍ	3	3	215	642	2,838	1,562	2,892	1,565	510	192	80	15	10,517	36,857
WEXFORD / LOCH GARMAN	6	2	476	1,197	5,074	2,726	5,155	2,618	821	337	147	13	18,572	65,059
WICKLOW / CILL MHANTÁIN	13	3	312	923	3,710	2,279	4,110	2,199	937	437	196	26	15,145	61,600
<i>City Councils/ Comhairlí Cathrach</i>														
*DUBLIN / *BAILE ÁTHA CLIATH	92	30	3,556	8,459	35,498	21,237	39,076	19,373	8,675	3,932	1,959	353	142,240	495,440
LIMERICK / LUIMNEACH	1	1	60	229	985	740	1,229	651	264	110	50	1	4,321	20,422
WATERFORD / PORT Láirge			180	375	1,414	795	1,538	655	273	133	49	2	5,414	20,071
<b>TOTAL/IOMLÁN</b>	<b>206</b>	<b>60</b>	<b>11,241</b>	<b>31,734</b>	<b>138,900</b>	<b>82,778</b>	<b>148,588</b>	<b>77,168</b>	<b>30,004</b>	<b>12,165</b>	<b>5,001</b>	<b>759</b>	<b>538,604</b>	<b>1,910,165</b>

\* City and County / \* Cathrach agus Contae

Table 6. Number of Goods Vehicles by Unladen Weight in each Licensing Authority Area.  
 Tábla 6. An Líon Feithiclí Earraí de réir Meáchain gan ualach i ngach Ceantar Udaráis Cheadúnaithe.

Licensing Authority / Údarás Cheadúnaithe	Unladen Weight Expressed in Kilograms / Méachan gan Ualach (Cileagram)														TOTAL IOMLÁN
	Electric / Leictreach:		Up to 813	814 - 1016	1017 - 1270	1271 - 1524	1525 - 2032	2033 - 4064	4065 - 8128	8129 - 9144	9145 - 10160	10161 - 11176	11177 - 12192	12193 and over/agus níos mó	
	Up to/Go dtí 1270	Exc./Os C. 1270													
County Councils/Comhairlí Contae															
CARLOW / CEATHARLACH			42	34	955	916	2,188	1,029	129	37	21	52	58	206	5,667
CAVAN / AN CABHÁN			33	56	1,404	1,211	2,995	991	154	30	24	49	95	178	7,220
CLARE / AN CLÁR		1	243	48	1,702	1,570	4,509	1,283	183	38	30	28	37	185	9,857
*CORK / *CORCAIGH	1	10	206	255	5,997	5,719	16,966	5,496	1,168	261	186	225	297	1,313	38,100
DONEGAL / DÚN NA nGALL		1	89	172	2,766	1,981	5,844	1,818	326	53	54	99	126	266	13,595
*GALWAY *GAILLIMH		3	74	126	3,362	3,006	8,638	2,961	538	102	65	89	118	515	19,597
KERRY / CIARRAÍ			26	70	2,337	2,048	5,564	1,880	272	55	37	43	69	274	12,675
KILDARE / CILL DARA			104	50	1,979	1,776	5,647	2,592	376	79	73	103	131	444	13,354
KILKENNY / CILL CHAINNIGH	1	1	16	24	1,057	1,211	3,083	1,416	191	58	34	58	79	322	7,551
LAOIS / LAOIS		1	9	9	674	756	1,969	1,457	154	49	40	37	55	215	5,425
LEITRIM / LIATROIM			21	19	670	536	1,359	427	52	9	13	12	13	58	3,189
LIMERICK / LUIMNEACH		1	42	62	1,479	1,565	4,414	1,927	434	158	83	57	86	460	10,768
LONGFORD / AN LONGFORT			12	19	549	517	1,359	627	92	24	18	20	26	144	3,407
LOUTH / LÚ			57	34	1,157	1,121	2,900	1,158	254	66	83	98	113	166	7,207
MAYO / MAIGH EO			118	98	2,625	2,081	4,979	2,176	258	54	50	44	80	245	12,808
MEATH / AN MHÍ	1		54	66	1,999	1,945	5,650	2,312	375	68	62	115	184	516	13,347
MONAGHAN / MUINEACHÁN			16	45	1,267	1,097	2,759	990	165	59	45	121	138	414	7,116
OFFALY / UÍBH FHAILÍ	1	2	41	38	1,125	853	2,642	1,095	147	24	25	24	58	179	6,254
ROSCOMMON / ROS COMÁIN			38	46	1,094	867	2,587	895	105	39	19	28	49	126	5,893
SLIGO / SLIGEACH			37	35	962	926	2,385	773	171	35	21	20	31	97	5,493
NORTH TIPPERARY / TIOBRAID ÁRANN THUAIDH	1	1	45	35	899	828	2,969	902	208	36	31	47	59	202	6,263
SOUTH TIPPERARY / TIOBRAID ÁRANN THEAS			36	33	1,027	1,013	2,930	1,298	190	38	30	41	51	260	6,947
WATERFORD / PORT LÁIRGE			35	31	868	787	2,251	860	91	22	14	16	34	92	5,101
WESTMEATH / AN IARMHÍ			66	35	954	1,149	3,264	1,064	217	42	27	44	39	98	6,999
WEXFORD / LOCH GARMAN		1	80	77	2,000	1,897	5,486	2,154	311	74	79	154	527	485	13,325
WICKLOW / CILL MHANTÁIN		3	21	47	935	1,094	3,387	2,370	202	37	32	29	54	112	8,323
City Councils / Comhairlí Cathrach															
*DUBLIN / *BAILE ÁTHA CLIATH	6	22	322	169	6,832	10,813	23,150	10,780	1,853	459	453	490	445	1,409	57,203
LIMERICK / LUIMNEACH		4	21	11	336	388	1,061	659	121	9	10	9	13	67	2,709
WATERFORD / PORT LÁIRGE			12	11	381	400	1,011	447	74	16	10	7	20	67	2,456
TOTAL/IOMLÁN	11	51	1,916	1,755	49,392	50,071	133,946	53,837	8,811	2,031	1,669	2,159	3,085	9,115	317,849

\* City and County / \* Cathrach agus Contae



**Table 7. Number of Tractors by Taxation Class in each Licensing Authority Area.**  
**Tábla 7. An Líon Tarracóirí de réir Aicme Cánachais i ngach Ceantar Údaráis Cheadúnaithe.**

Licensing Authority/ Údarás Cheadúnaithe	Tractors / Tarracóirí		TOTAL / IOMLÁN
	Agricultural /Taimhaíocht	General Haulage / Iompar Ginearálta	
<b>County Councils / Comhairli Contae</b>			
CARLOW / CEATHARLACH	1,928	10	1,938
CAVAN / AN CABHÁN	3,459	2	3,461
CLARE / AN CLÁR	3,587	14	3,601
*CORK / *CORCAIGH	10,529	171	10,700
DONEGAL / DÚN NA nGALL	4,260	13	4,273
*GALWAY *GAILLIMH	6,514	124	6,638
KERRY / CIARRAÍ	4,332	68	4,400
KILDARE / CILL DARA	2,266	19	2,285
KILKENNY / CILL CHAINNIGH	3,782	40	3,822
LAOIS / LAOIS	3,086	17	3,103
LEITRIM / LIATROIM	1,346	4	1,350
LIMERICK / LUIMNEACH	3,694	19	3,713
LONGFORD / AN LONGFORT	1,691	3	1,694
LOUTH / LÚ	1,266	9	1,275
MAYO / MAIGH EO	5,691	87	5,778
MEATH / AN MHÍ	3,095	7	3,102
MONAGHAN / MUINEACHÁN	2,468	3	2,471
OFFALY / UÍBH FHAILÍ	2,814	10	2,824
ROSCOMMON / ROS COMÁIN	3,175	14	3,189
SLIGO / SLIGEACH	1,958	6	1,964
NORTH TIPPERARY / TIOBRAID ÁRANN THUaidh	3,038	30	3,068
SOUTH TIPPERARY / TIOBRAID ÁRANN THEAS	3,007	21	3,028
WATERFORD / PORT LáIRGE	2,131	16	2,147
WESTMEATH / AN IARMHÍ	2,581	17	2,598
WEXFORD / LOCH GARMAN	4,484	21	4,505
WICKLOW / CILL MHANTÁIN	1,815	6	1,821
<b>City Councils / Comhairlí Cathrach</b>			
*DUBLIN / *BAILE ÁTHA CLIATH	1,339	22	1,361
LIMERICK / LUIMNEACH	79	55	134
WATERFORD / PORT LáIRGE	77	9	86
<b>TOTAL /IOMLÁN</b>	<b>89,492</b>	<b>837</b>	<b>90,329</b>

\*City & County/Cathrach & Contae

Table 7a. Number of Motor Cycles by Engine Capacity in each Licensing Authority Area.  
 Tábla 7a. An Líon Gluaisrothair de réir Toilleadh Innill i ngach Ceantar Údarás Cheadúnaithe.

Licensing Authority/ Údarás Cheadúnaithe	Motor Cycles / Gluaisrothair				
	Up to/Go dtí 75 c.c.	76 c.c. up to / go dtí 150 c.c.	151 c.c. up to / go dtí 250 c.c.	Over /Os cionn 250 c.c.	TOTAL / IOMLÁN
<b>County Councils / Comhairli Contae</b>					
CARLOW / CEATHARLACH	27	60	31	402	520
CAVAN / AN CABHÁN	24	41	13	299	377
CLARE / AN CLÁR	34	85	46	719	884
*CORK / *CORCAIGH	249	545	211	3,932	4,937
DONEGAL / DÚN NA nGALL	32	117	26	605	780
*GALWAY *GAILLIMH	54	140	53	1,068	1,315
KERRY / CIARRAÍ	71	129	44	778	1,022
KILDARE / CILL DARA	53	133	90	1,544	1,820
KILKENNY / CILL CHAINNIGH	47	67	33	705	852
LAOIS / LAOIS	9	39	13	407	468
LEITRIM / LIATROIM	13	23	9	101	146
LIMERICK / LUIMNEACH	37	95	33	861	1,026
LONGFORD / AN LONGFORT	6	20	30	168	224
LOUTH / LÚ	49	73	30	590	742
MAYO / MAIGH EO	33	70	25	493	621
MEATH / AN MHÍ	42	107	51	1,367	1,567
MONAGHAN / MUINEACHÁN	16	28	6	234	284
OFFALY / UÍBH FHAILÍ	23	57	34	471	585
ROSCOMMON / ROS COMÁIN	5	40	20	241	306
SLIGO / SLIGEACH	32	53	17	295	397
NORTH TIPPERARY / TIOBRAID ÁRANN THUaidh	31	44	20	463	558
SOUTH TIPPERARY / TIOBRAID ÁRANN THEAS	29	81	32	694	836
WATERFORD / PORT LáIRGE	34	87	26	501	648
WESTMEATH / AN IARMHÍ	35	62	19	441	557
WEXFORD / LOCH GARMAN	60	143	40	1,104	1,347
WICKLOW / CILL MHANTÁIN	57	117	74	1,234	1,482
<b>City Councils / Comhairlí Cathrach</b>					
*DUBLIN / *BAILE ÁTHA CLIATH	1,081	1,825	749	7,829	11,484
LIMERICK / LUIMNEACH	24	57	17	271	369
WATERFORD / PORT LáIRGE	32	57	23	357	469
<b>TOTAL /IOMLÁN</b>	<b>2,239</b>	<b>4,395</b>	<b>1,815</b>	<b>28,174</b>	<b>36,623</b>

\* City & County/Cathrach & Contae

Table 8. Number of Exempt, Public Service and Other Vehicles in each Licensing Authority Area.  
 Tábla 8. An Líon Feithiclí Díolmhaithe, Seirbhíse Poiblí agus Eile i ngach Ceantar Udaráis Cheadúnaithe.

Licensing Authority / Udarás Ceadúnaithe	**Exempt Vehicles / **Feithiclí Díolmhaithe	Public Service Vehicles / Feithiclí I Seirbhíse Poiblí					***Other Classes / ***Aicmí Eile	GRAND TOTAL (All Classes) IOMLÁN AR FAD (Gach aicme)
		Small /Beag			Large / Mór	Total / Iomlán		
		Taxi / Tacsairí	Hackney / Heacnaí	Limousine / Limousine				
County Councils / Comhairlí Contae								
CARLOW / CEATHARLACH	290	124	49	11	87	271	1,565	36,120
CAVAN / AN CABHÁN	360	98	65	2	167	332	1,415	41,353
CLARE / AN CLÁR	761	235	182	55	178	650	2,204	70,036
*CORK / *CORCAIGH	3,269	1,521	477	149	790	2,937	9,515	304,948
DONEGAL / DÚN NA nGALL	944	195	224	22	514	955	4,067	85,866
*GALWAY *GAILLIMH	1,883	743	190	49	473	1,455	4,733	138,164
KERRY / CIARRAÍ	873	239	157	90	424	910	3,820	87,731
KILDARE / CILL DARA	892	702	158	87	354	1,301	2,552	112,824
KILKENNY / CILL CHAINNIGH	531	174	43	7	305	529	1,853	55,437
LAOIS / LAOIS	326	162	53	8	148	371	1,318	41,371
LEITRIM / LIATROIM	220	44	32	7	89	172	873	19,177
LIMERICK / LUIMNEACH	818	235	102	45	209	591	2,992	82,813
LONGFORD / AN LONGFORT	224	62	21	2	84	169	880	22,341
LOUTH / LÚ	695	452	73	17	163	705	1,077	57,830
MAYO / MAIGH EO	989	168	158	22	293	641	1,771	76,357
MEATH / AN MHÍ	730	868	88	75	280	1,311	2,116	97,748
MONAGHAN / MUINEACHÁN	308	20	72	6	180	278	1,131	35,082
OFFALY / UÍBH FHAILÍ	287	86	96	10	161	353	1,779	42,007
ROSCOMMON / ROS COMÁIN	406	55	86	9	92	242	1,737	41,122
SLIGO / SLIGEACH	400	150	31	10	107	298	1,436	37,222
NORTH TIPPERARY / TIOBRAID ÁRANN THUAIDH	470	29	90	13	126	258	1,539	46,678
SOUTH TIPPERARY / TIOBRAID ÁRANN THEAS	478	8	150	8	168	334	1,621	50,534
WATERFORD / PORT LÁIRGE	310	75	41	23	93	232	1,357	40,638
WESTMEATH / AN IARMHÍ	321	270	34	15	119	438	1,392	49,162
WEXFORD / LOCH GARMAN	640	156	106	19	224	505	3,131	88,512
WICKLOW / CILL MHANTÁIN	586	279	94	47	188	608	2,121	76,541
City Councils / Comhairlí Cathrach								
*DUBLIN / *BAILE ÁTHA CLIATH	9,113	11,132	141	340	2,381	13,994	7,823	596,418
LIMERICK / LUIMNEACH	267	304	30	4	63	401	303	24,605
WATERFORD / PORT LÁIRGE	291	151	23	9	28	211	336	23,920
<b>TOTAL / IOMLÁN</b>	<b>27,682</b>	<b>18,737</b>	<b>3,066</b>	<b>1,161</b>	<b>8,488</b>	<b>31,452</b>	<b>68,457</b>	<b>2,482,557</b>

\* City and County / \* Cathrach agus Contae

\*\* Includes Government Owned, Diplomatic, Special (Invalid), Fire Brigade Vehicles, Ambulances, and Rescue Services Vehicles

\*\* Áirítear Feithiclí Rialtais, Taidhleoireachta, Speisialta (Easlán), Feithiclí na mBríogád Dóiteáin, Otharcharranna agus Feithiclí Seirbhísí Tarrthála

\*\*\* Includes School Buses, Mobile Machines, Excavators, Dumpers, Hearses, Vintage/Veteran Cars, Motor Caravans and Island Vehicles

\*\*\* Áirítear Busanna Scoile, Meaisíní Soghluaiste, Tochaltóirí, Dumpálaithe, Eileatraim, Feithiclí Seanré, Mótarcharbháin agus Feithiclí Oileán

**Table 9. Number of Private Cars by Make.**

**Tábla 9. An Líon Carranna Príobháideacha de réir Déanamh.**

MAKE / DÉANAMH	VEHICLES / FEITHICLÍ	MAKE / DÉANAMH	VEHICLES / FEITHICLÍ
ALFA ROMEO	4,671	LEYLAND	56
ASTON MARTIN	74	LOTUS	57
AUDI	74,436	MASERATI	70
AUSTIN	307	MAZDA	41,945
AUSTIN ROVER	4	MERCEDES BENZ	53,776
BEDFORD	5	MG	713
BENTLEY	131	MINI	10,038
BMW	74,935	MITSUBISHI	22,468
CADILLAC	16	MORGAN	13
CHEVROLET	12,515	NISSAN	149,735
CHRYSLER	2,033	OPEL	129,789
CITROEN	35,738	PERODUA	107
DACIA	1,231	PEUGEOT	81,891
DAF	4	PORSCHE	961
DAIHATSU	3,726	PROTON	33
DAIMLER	27	RENAULT	101,863
DODGE	265	ROLLS ROYCE	12
FERRARI	37	ROVER	5,990
FIAT	34,097	SAAB	10,043
FORD	222,950	SEAT	34,604
HOLDEN	15	SKODA	56,536
HONDA	46,348	SMART	471
HYUNDAI	60,971	SSANGYONG	880
ISUZU	207	SUBARU	4,857
IVECO	15	SUZUKI	25,569
JAGUAR	4,462	TATA	20
JEEP	221	TOYOTA	280,265
KIA	27,060	VAUXHALL	16,255
KUBOTA	88	VOLKSWAGEN	228,867
LAMBORGHINI	10	VOLVO	25,865
LANCIA	33	OTHER MAKES / DÉANAMH EILE	146
LANDROVER	10,734	MAKE UNSPECIFIED / DEANAMH	337
LDV/DAF	5	NEAMHSHRONAITHE	
LEXUS	8,562		
		<b>Total / Iomlán</b>	<b>1,910,165</b>

Table 9a. Number of Private Cars by Make in each Licensing Authority Area.

Tábla 9a. An Líon Carranna Priobháideacha de réir Déanaimh i ngach Ceantar Údaráis Cheadúnaithe.

Licensing Authority / Údarás Ceadúnaithe	MAKE / DÉANAMH												
	ALFA ROMEO	AUDI	BMW	CHEVROLET	CHRYSLER	CITROEN	DACIA	DAIHATSU	FIAT	FORD	HONDA	HYUNDAI	JAGUAR
County Councils/Comhairlí Contae													
CARLOW / CEATHARLACH	33	1,178	842	199	33	619	45	49	531	3,040	449	934	51
CAVAN / AN CABHÁN	32	1,212	703	253	23	458	9	43	322	3,367	494	746	38
CLARE / AN CLÁR	107	1,920	1,465	233	51	1,239	37	112	656	7,180	986	1,569	100
*CORK / *CORCAIGH	587	8,711	8,719	1,057	192	3,541	198	449	4,803	33,546	5,201	6,747	416
DONEGAL / DÚN NA NGALL	53	2,212	1,771	235	40	962	29	138	606	6,062	1,476	1,380	63
*GALWAY / *GAILLIMH	150	4,550	3,797	569	118	2,153	46	135	1,139	12,969	2,381	3,174	238
KERRY / CIARRAÍ	68	2,056	1,739	401	45	1,193	19	114	810	8,118	1,329	1,892	69
KILDARE / CILL DARA	233	3,669	3,995	489	72	2,359	89	157	1,510	9,858	2,030	3,103	188
KILKENNY / CILL CHAINNIGH	77	1,541	1,340	331	38	782	15	80	463	4,380	867	1,848	64
LAOIS / LAOIS	42	1,124	862	161	39	612	24	44	450	4,034	871	827	42
LEITRIM / LIATROIM	21	588	293	72	10	238	5	14	186	1,262	181	322	17
LIMERICK / LUIMNEACH	104	2,363	2,244	324	59	918	52	81	760	9,014	1,191	2,201	106
LONGFORD / AN LONGFORT	15	813	482	87	8	247	4	54	234	1,345	293	663	21
LOUTH / LÚ	78	1,653	1,675	359	38	916	47	85	727	4,859	914	1,310	106
MAYO / MAIGH EO	56	2,287	1,429	315	42	994	21	74	597	7,705	1,261	1,343	79
MEATH / AN MHÍ	203	3,001	2,987	568	67	1,608	69	120	1,399	7,432	1,689	2,479	189
MONAGHAN / MUINEACHÁN	24	1,005	746	116	36	310	6	44	229	2,270	356	709	34
OFFALY / UÍBH FHAILÍ	50	1,102	866	184	26	959	37	49	341	3,159	532	951	42
ROSCOMMON / ROS COMÁIN	31	1,045	755	152	12	386	18	38	360	3,558	513	750	47
SLIGO / SLIGEACH	30	1,065	793	112	11	457	10	48	290	2,996	567	797	37
NORTH TIPPERARY / TIOBRAID ÁRANN THUADH	45	1,271	1,062	139	28	754	31	85	361	3,636	743	1,071	39
SOUTH TIPPERARY / TIOBRAID ÁRANN THEAS	61	1,392	1,184	273	26	789	7	80	632	4,912	845	1,010	45
WATERFORD / PORT LÁIRGE	78	1,127	987	370	21	523	15	55	554	3,086	599	856	44
WESTMEATH / AN IARMHÍ	64	1,644	1,363	319	32	855	58	84	745	3,227	770	1,276	79
WEXFORD / LOCH GARMAN	102	2,199	2,067	494	52	2,028	71	131	1,257	6,836	1,615	2,259	142
WICKLOW / CILL MHANTÁIN	208	2,304	2,408	637	132	991	35	146	1,630	5,891	1,643	2,188	211
City Councils/ Comhairlí Cathrach				0									
*DUBLIN / *BAILE ÁTHA CLIATH	2,006	20,076	26,906	3,476	739	8,186	213	1,111	11,637	53,946	15,648	17,140	1,892
LIMERICK / LUIMNEACH	46	634	748	210	27	261	10	47	404	3,049	426	759	37
WATERFORD / PORT LÁIRGE	67	694	707	380	16	400	11	59	464	2,213	478	667	26
<b>TOTAL / IOMLÁN</b>	<b>4,671</b>	<b>74,436</b>	<b>74,935</b>	<b>12,515</b>	<b>2,033</b>	<b>35,738</b>	<b>1,231</b>	<b>3,726</b>	<b>34,097</b>	<b>222,950</b>	<b>46,348</b>	<b>60,971</b>	<b>4,462</b>

\* City and County / \* Cathrach agus Contae

Table 9a. (continued) Number of Private Cars by Make in each Licensing Authority Area.

Tábla 9a. (ar lean) An Líon Carranna Priobháideacha de réir Déanaimh i ngach Ceantar Údaráis Cheadúnaithe.

Licensing Authority / Údarás Cheadúnaithe	MAKE / DÉANAMH														
	KIA	LANDROVER	LEXUS	MAZDA	MERCEDES BENZ	MG	MINI	MITSUBISHI	NISSAN	OPEL	PEUGEOT	PORSCHE	RENAULT	ROVER	SAAB
County Councils/Comhairlí Contae															
CARLOW / CEATHARLACH	381	116	51	824	615	13	85	350	1,850	1,665	1,535	1	1,583	98	77
CAVAN / AN CABHÁN	259	135	62	530	666	10	95	353	2,321	1,985	1,027		1,367	96	84
CLARE / AN CLÁR	776	234	188	1,734	1,008	23	173	600	4,756	2,619	1,942	12	2,229	222	257
*CORK / *CORCAIGH	3,226	1,058	1,260	5,984	5,052	57	1,263	1,920	12,634	17,821	7,966	67	13,216	561	1,281
DONEGAL / DÚN NA NGALL	1,492	345	206	901	768	22	200	713	3,008	4,975	2,775	9	2,768	257	211
*GALWAY / *GAILLIMH	1,035	500	501	1,946	2,381	37	396	1,083	7,602	7,177	3,982	26	3,905	347	461
KERRY / CIARRAÍ	647	334	192	1,579	1,421	12	198	755	5,557	4,180	2,750	18	3,579	180	179
KILDARE / CILL DARA	1,991	718	392	1,756	2,690	37	530	1,132	6,489	5,475	4,093	43	6,644	280	453
KILKENNY / CILL CHAINNIGH	808	225	124	653	861	10	161	854	3,454	2,419	2,107	8	1,886	129	193
LAOIS / LAOIS	762	113	77	523	758	12	121	288	2,398	2,142	1,234	5	1,594	96	100
LEITRIM / LIATROIM	116	55	26	133	237	2	45	160	903	1,579	481	2	509	43	63
LIMERICK / LUIMNEACH	805	301	202	1,089	1,398	10	271	534	4,966	4,651	2,831	25	2,933	158	267
LONGFORD / AN LONGFORT	134	57	39	245	362	3	48	219	1,181	806	633	2	556	43	54
LOUTH / LÚ	960	218	132	1,031	1,209	28	203	323	3,250	2,859	2,632	18	3,335	161	134
MAYO / MAIGH EO	487	189	183	695	1,059	12	126	634	3,600	4,032	2,040	2	1,397	194	183
MEATH / AN MHÍ	1,199	545	283	1,752	2,506	35	381	813	5,664	3,839	3,662	29	5,781	236	376
MONAGHAN / MUINEACHÁN	153	102	50	603	588	7	92	177	1,140	2,724	1,270	8	808	73	144
OFFALY / UÍBH FHAILÍ	492	108	76	963	694	10	103	457	2,833	1,768	1,505	1	1,566	96	95
ROSCOMMON / ROS COMÁIN	349	70	79	270	483	9	83	347	2,654	2,750	923	1	1,589	74	89
SLIGO / SLIGEACH	205	79	69	488	437	10	123	322	2,074	2,087	1,168	5	910	109	94
NORTH TIPPERARY / TIOBRAID ÁRANN THUAIDH	667	154	62	864	713	12	138	297	3,155	1,894	2,077	10	2,032	98	110
SOUTH TIPPERARY / TIOBRAID ÁRANN THEAS	623	159	111	740	880	18	156	491	2,980	2,769	1,706	4	1,580	150	141
WATERFORD / PORT LÁIRGE	450	182	132	905	694	12	137	428	2,876	2,266	1,382	4	1,503	97	199
WESTMEATH / AN IARMHÍ	686	142	113	690	811	10	160	451	2,883	2,326	1,514	8	2,719	104	178
WEXFORD / LOCH GARMAN	1,009	463	159	2,316	1,301	42	246	1,016	5,531	4,375	3,801	11	4,773	276	356
WICKLOW / CILL MHANTÁIN	912	801	290	1,439	1,948	33	388	862	5,420	3,497	2,920	55	2,932	295	450
City Councils/ Comhairlí Cathrach															
*DUBLIN / *BAILE ÁTHA CLIATH	6,016	3,158	3,386	10,274	21,243	209	3,913	6,366	45,122	31,287	20,074	569	25,566	1,412	3,588
LIMERICK / LUIMNEACH	228	70	72	391	529	7	87	201	1,607	1,875	748	11	1,084	52	117
WATERFORD / PORT LÁIRGE	192	103	45	627	464	11	116	322	1,827	1,947	1,113	7	1,519	53	109
<b>TOTAL / IOMLÁN</b>	<b>27,060</b>	<b>10,734</b>	<b>8,562</b>	<b>41,945</b>	<b>53,776</b>	<b>713</b>	<b>10,038</b>	<b>22,468</b>	<b>149,735</b>	<b>129,789</b>	<b>81,891</b>	<b>961</b>	<b>101,863</b>	<b>5,990</b>	<b>10,043</b>

\* City and County / \* Cathrach agus Contae

Table 9a. (continued) Number of Private Cars by Make in each Licensing Authority Area.

Tábla 9a. (ar lean) An Líon Carranna Príobháideacha de réir Déanaimh i ngach Ceantar Údaráis Cheadúnaithe.

Licensing Authority / Údarás Ceadúnaithe													TOTAL / IOMLÁN	
	SEAT	SKODA	SMART	SSANGYONG	SUBARU	SUZUKI	TOYOTA	VAUXHALL	VOLKSWAGEN	VOLVO	OTHER MAKES / DÉANAMH EILE	MAKE UNSPECIFIED / DÉANAMH NEAMHSHONRAITHE		
County Councils/Comhairlí Contae														
CARLOW / CEATHARLACH	495	827	3	14	67	354	2,817	163	3,500	362	16	4	25,869	
CAVAN / AN CABHÁN	585	1,055	2	19	59	278	5,024	435	3,790	227	19	5	28,188	
CLARE / AN CLÁR	622	1,015	6	25	82	995	9,609	296	6,334	614	45	8	52,079	
*CORK / *CORCAIGH	4,441	7,397	55	99	584	3,525	41,624	1,317	25,686	3,004	195	30	235,490	
DONEGAL / DÚN NA NGALL	1,357	2,369	12	16	232	1,289	11,577	2,614	7,412	647	36	14	61,252	
*GALWAY / *GAILLIMH	1,277	3,702	16	38	180	987	17,334	1,034	13,238	1,831	89	19	102,543	
KERRY / CIARRAÍ	1,068	2,425	5	49	184	1,036	11,168	537	7,294	764	53	14	64,031	
KILDARE / CILL DARA	1,842	2,661	17	42	238	1,281	11,463	507	10,726	1,275	79	14	90,620	
KILKENNY / CILL CHAINNIGH	1,132	1,043	7	23	91	640	5,848	239	5,036	494	23	5	40,299	
LAOIS / LAOIS	725	1,240	6	15	64	589	3,795	295	3,934	317	24	1	30,360	
LEITRIM / LIATROIM	175	651	2	7	21	152	1,750	304	2,470	116	12	4	13,227	
LIMERICK / LUIMNEACH	634	1,599	8	24	114	487	11,464	386	7,507	751	59	14	62,905	
LONGFORD / AN LONGFORT	198	684	4	5	41	200	2,787	184	2,860	116	12	4	15,743	
LOUTH / LÚ	1,026	1,448	16	29	53	558	7,038	623	5,613	416	42	7	46,129	
MAYO / MAIGH EO	751	1,919	5	23	102	576	10,560	988	7,088	648	40	13	53,749	
MEATH / AN MHÍ	1,331	2,700	14	51	195	959	10,318	514	9,594	886	88	13	75,575	
MONAGHAN / MUINEACHÁN	1,038	741	5	9	30	360	3,197	922	3,155	175	30	8	23,494	
OFFALY / UÍBH FHAILÍ	686	711	2	9	50	337	4,951	244	3,603	250	16	1	29,925	
ROSCOMMON / ROS COMÁIN	637	1,353	1	11	58	347	4,625	387	4,207	255	29	4	29,349	
SLIGO / SLIGEACH	458	1,359	4	6	97	369	4,847	535	3,837	305	21	3	27,234	
NORTH TIPPERARY / TIOBRAID ÁRANN THUATH	611	946	4	12	106	391	5,794	241	4,465	374	24	6	34,522	
SOUTH TIPPERARY / TIOBRAID ÁRANN THEAS	408	887	9	19	90	485	6,225	227	4,635	475	63	3	37,290	
WATERFORD / PORT LÁIRGE	626	907	10	39	84	514	4,871	186	3,562	434	21	7	30,843	
WESTMEATH / AN IARMHÍ	759	911	10	16	68	385	5,315	336	5,349	360	27	10	36,857	
WEXFORD / LOCH GARMAN	1,585	1,518	19	31	215	1,339	7,293	450	6,883	721	62	15	65,059	
WICKLOW / CILL MHANTÁIN	1,430	1,724	17	41	375	1,171	6,692	264	8,090	1,006	115	9	61,600	
City Councils/ Comhairlí Cathrach														
*DUBLIN / *BAILE ÁTHA CLIATH	8,094	11,895	204	177	1,279	5,333	57,179	1,889	54,931	8,488	715	97	495,440	
LIMERICK / LUIMNEACH	241	318	4	11	27	299	3,301	68	2,140	258	15	3	20,422	
WATERFORD / PORT LÁIRGE	372	531	4	20	71	333	1,799	70	1,928	296	8	2	20,071	
<b>TOTAL / IOMLÁN</b>	<b>34,604</b>	<b>56,536</b>	<b>471</b>	<b>880</b>	<b>4,857</b>	<b>25,569</b>	<b>280,265</b>	<b>16,255</b>	<b>228,867</b>	<b>25,865</b>	<b>1,978</b>	<b>337</b>	<b>1,910,165</b>	

\* City and County / \* Cathrach agus Contae



Table 10. Number of Goods Vehicles by Make in each Licensing Authority Area.

Tábla 10. An Líon Feithiclí Earraí de réir Déanaimh i ngach Ceantar Údarás Cheadúnaithe.

Licensing Authority / Údarás Cheadúnaithe	MAKE / DÉANAMH																	
	BMW	CHEVROLET	CHRYSLER	CITROEN	DAF	DAIHATSU	FIAT	FORD	HINO	HYUNDAI	ISUZU	IVECO	KIA	LANDROVER	LEYLAND	MAN	MAZDA	MERCEDES BENZ
County Councils/Comhairlí Contae																		
CARLOW / CEATHARLACH	18	11	19	424	68	17	122	715	44	97	223	59	47	89	5	64	30	208
CAVAN / AN CABHÁN	11	8	10	638	67	43	96	1,080	16	61	340	45	60	73	10	20	10	203
CLARE / AN CLÁR	19	21	18	1,246	69	11	124	1,172	61	162	370	56	50	153	16	68	34	240
*CORK / *CORCAIGH	75	150	82	2,439	1,010	93	945	6,017	126	551	1,236	387	195	473	56	233	179	1,014
DONEGAL / DÚN NA NGALL	9	8	33	1,326	152	44	153	2,519	31	92	435	94	87	298	25	203	31	259
*GALWAY / *GAILLIMH	51	60	48	1,721	206	37	256	2,993	70	345	666	172	113	325	23	201	51	848
KERRY / CIARRAÍ	17	44	23	1,283	130	54	234	1,937	49	237	372	80	53	159	22	39	53	266
KILDARE / CILL DARA	60	15	24	776	164	9	226	1,938	61	186	588	180	222	245	23	97	41	478
KILKENNY / CILL CHAINNIGH	11	16	15	442	145	28	74	1,021	43	116	365	73	45	119	9	68	23	263
LAOIS / LAOIS	13	13	10	296	104	11	75	961	24	85	239	46	62	89	18	52	16	207
LEITRIM / LIATROIM	1	16	2	258	23	17	32	405	9	27	141	11	24	32	5	9	7	66
LIMERICK / LUIMNEACH	12	26	26	689	238	22	128	1,775	25	215	374	94	64	126	45	169	55	614
LONGFORD / AN LONGFORT	17	7	5	218	56	9	34	509	4	42	97	46	18	28	2	19	8	94
LOUTH / LÚ	6	19	11	474	74	15	94	1,072	29	75	232	118	39	111	11	58	26	360
MAYO / MAIGH EO	21	31	21	1,247	95	42	241	2,062	41	175	434	79	45	177	14	63	36	332
MEATH / AN MHÍ	40	31	28	915	204	23	206	1,636	137	167	514	128	99	263	19	97	54	641
MONAGHAN / MUINEACHÁN	9	9	27	580	32	31	63	1,025	11	69	321	48	20	104	3	34	24	230
OFFALY / UÍBH FHAILÍ	8	17	15	569	62	14	76	897	58	126	275	92	54	85	14	26	46	208
ROSCOMMON / ROS COMÁIN	14	18	12	414	53	20	68	841	15	91	251	34	47	67	14	22	17	140
SLIGO / SLIGEACH	10	18	9	418	47	17	95	823	6	61	188	33	28	79	6	34	12	160
NORTH TIPPERARY / TIOBRAID ÁRANN THUaidh	9	15	14	397	127	21	78	762	15	145	294	61	72	80	15	59	29	183
SOUTH TIPPERARY / TIOBRAID ÁRANN THEAS	9	18	21	495	105	30	115	1,025	22	133	303	70	64	127	12	32	38	306
WATERFORD / PORT Láirge	9	19	18	307	47	20	118	579	6	60	168	40	42	104	5	23	28	131
WESTMEATH / AN IARMHÍ	21	27	15	459	53	18	127	1,037	28	103	250	79	59	75	20	67	21	246
WEXFORD / LOCH GARMAN	25	38	23	944	427	38	320	1,504	78	216	559	242	83	275	14	142	82	683
WICKLOW / CILL MHANTÁIN	27	32	23	278	98	18	174	1,184	31	112	469	104	38	244	10	63	42	315
City Councils/ Comhairlí Cathrach																		
*DUBLIN / *BAILE ÁTHA CLIATH	167	106	119	1,754	1,364	8	1,531	13,825	149	862	1,492	981	364	931	68	603	61	3,689
LIMERICK / LUIMNEACH	5	10	11	171	52	0	34	703	1	53	56	14	15	63	4	23	5	181
WATERFORD / PORT Láirge	4	7	3	213	31	1	75	445	8	37	80	35	9	61	2	8	4	107
TOTAL / IOMLÁN	698	810	685	21,391	5,303	711	5,914	52,462	1,198	4,701	11,332	3,501	2,118	5,055	490	2,596	1,063	12,672

\*City and County / \*Cathrach agus Contae

Table 10. (continued) Number of Goods Vehicles by Make in each Licensing Authority Area.

Table 10. (ar lean) An Líon Feithiclí Earraí de réir Déanamh i ngach ceantar Údaráis Cheadúnaithe.

Licensing Authority / Údarás Cheadúnaithe	MAKE / DÉANAMH																TOTAL /IOMLÁN
	MITSUBISHI	NISSAN	OPEL	PEUGEOT	RENAULT	ROVER	SCANIA	SEAT	SSANGYONG	SUZUKI	TOYOTA	VAUXHALL	VOLKSWAGEN	VOLVO	OTHER MAKES / DÉANAMH EILE	MAKE UNSPECIFIED / DÉANAMH NEAMH- SHRONRAITHE	
County Councils/Comhairlí Contae																	
CARLOW / CEATHARLACH	462	370	194	253	306	28	92	72	3	24	742	33	687	104	27	10	5,667
CAVAN / AN CABHÁN	446	369	161	404	405	26	166	88	28	20	1,099	63	1,001	124	19	10	7,220
CLARE / AN CLÁR	846	563	177	460	387	51	100	86	15	32	1,668	63	1,366	100	34	19	9,857
*CORK / *CORCAIGH	2,275	2,134	1,449	1,726	1,756	189	553	541	94	98	6,456	192	4,465	736	125	50	38,100
DONEGAL / DÚN NA NGALL	880	644	297	984	493	83	217	179	8	59	1,902	276	1,497	186	62	29	13,595
*GALWAY / *GAILLIMH	1,272	1,084	573	1,036	761	94	258	158	41	48	2,770	183	2,672	337	92	32	19,597
KERRY / CIARRAÍ	880	730	368	774	873	83	223	160	23	51	1,665	80	1,538	118	36	21	12,675
KILDARE / CILL DARA	887	939	529	521	891	58	312	121	30	40	1,894	75	1,329	305	71	19	13,354
KILKENNY / CILL CHAINNIGH	653	529	155	302	329	30	115	97	13	40	1,200	34	945	186	34	13	7,551
LAOIS / LAOIS	370	358	160	219	248	20	145	53	6	24	721	38	588	115	32	7	5,425
LEITRIM / LIATROIM	241	174	115	167	113	8	67	43	10	21	521	58	529	16	14	7	3,189
LIMERICK / LUIMNEACH	699	613	308	428	535	79	193	105	18	26	1,567	69	1,171	207	35	18	10,768
LONGFORD / AN LONGFORT	329	168	76	192	120	15	129	36	4	16	490	34	507	54	19	5	3,407
LOUTH / LÚ	363	405	144	527	489	24	158	76	22	20	1,024	64	767	268	24	8	7,207
MAYO / MAIGH EO	813	710	288	899	494	46	217	102	11	28	2,047	160	1,643	127	55	12	12,808
MEATH / AN MHÍ	783	927	298	547	873	54	219	137	34	44	2,183	79	1,573	317	63	14	13,347
MONAGHAN / MUINEACHÁN	387	313	155	502	263	22	482	94	14	16	921	95	898	277	27	10	7,116
OFFALY / UÍBH FHAILÍ	457	424	152	341	235	25	117	71	9	28	946	55	644	71	26	11	6,254
ROSCOMMON / ROS COMÁIN	454	382	130	330	217	22	173	69	8	21	997	72	819	32	21	8	5,893
SLIGO / SLIGEACH	381	289	144	349	196	22	202	67	8	23	841	57	816	20	27	7	5,493
NORTH TIPPERARY / TIOBRAID ÁRANN THUADH	495	499	180	292	233	33	116	65	6	25	1,104	29	642	124	34	10	6,263
SOUTH TIPPERARY / TIOBRAID ÁRANN THEAS	595	413	204	313	299	63	72	64	11	20	1,075	45	669	145	25	9	6,947
WATERFORD / PORT LÁIRGE	490	536	115	230	178	43	40	96	36	15	873	23	573	110	12	7	5,101
WESTMEATH / AN IARMHÍ	550	416	164	408	520	20	87	69	8	19	1,011	49	865	68	29	11	6,999
WEXFORD / LOCH GARMAN	1,060	804	539	699	821	71	227	148	25	62	1,629	79	1,227	157	77	7	13,325
WICKLOW / CILL MHANTÁIN	788	716	245	331	309	103	86	89	28	15	1,290	45	888	64	47	17	8,323
City Councils/ Comhairlí Cathrach																	
*DUBLIN / *BAILE ÁTHA CLIATH	2,350	3,739	2,578	2,104	3,983	104	831	247	144	51	4,909	336	6,877	554	290	32	57,203
LIMERICK / LUIMNEACH	115	131	160	75	151	3	31	6	9	6	278	13	288	21	15	6	2,709
WATERFORD / PORT LÁIRGE	135	218	92	93	197	10	9	16	17	1	190	7	258	43	40	0	2,456
TOTAL / IOMLÁN	20,456	19,597	10,150	15,506	16,675	1,429	5,637	3,155	683	893	44,013	2,406	37,742	4,986	1,412	409	317,849

Table 11. Number of Tractors by Make in each Licensing Authority Area.  
 Tábla 11. An Líon Tarracóiri de réir Déanamh i ngach Ceantar Údarás Cheadúnaithe.

Licensing Authority / Údarás Cheadúnaithe	MAKE / DÉANAMH													
	CASE/DAVID BROWN	CLAAS	DEUTZ	FENDT	FIAT	FORD	HONDA	INTERNATIONAL	JCB	JOHN DEERE	KUBOTA	LAMBORGHINI	LANDINI	LEYLAND
County Councils/Comhairlí Contae														
CARLOW / CEATHARLACH	106	25	86	22	23	345		52	9	350	5	3	26	9
CAVAN / AN CABHÁN	173	5	21	3	80	292		55	10	257	7	39	133	2
CLARE / AN CLÁR	274	46	71	11	116	320		42	14	429	78	11	82	20
*CORK / *CORCAIGH	633	73	193	87	311	2,362	63	45	55	1,700	44	48	185	7
DONEGAL / DÚN NA NGALL	254	13	10	13	280	306	5	18	18	257	12	58	159	7
*GALWAY / *GAILLIMH	647	68	294	55	221	497	29	90	23	951	32	29	166	4
KERRY / CIARRAÍ	429	34	54	8	143	510		41	19	547	8	246	119	7
KILDARE / CILL DARA	191	63	89	39	48	255	1	44	16	369	10	5	34	10
KILKENNY / CILL CHAINNIGH	347	27	169	54	52	502	1	45	20	713	21	71	83	43
LAOIS / LAOIS	218	18	38	10	93	381	10	84	10	444	11	24	67	5
LEITRIM / LIATROIM	74	0	10	2	60	77	1	15	1	90	1	49	75	2
LIMERICK / LUIMNEACH	221	45	72	11	73	389		46	17	820	19	14	141	7
LONGFORD / AN LONGFORT	107	10	10	3	92	89	1	24	2	268	1	4	31	4
LOUTH / LÚ	249	23	11	18	11	102		27	14	289	5	2	29	1
MAYO / MAIGH EO	985	4	87	32	148	308	2	87	14	464	48	45	484	5
MEATH / AN MHÍ	304	59	89	58	55	259		50	29	635	8	9	49	3
MONAGHAN / MUINEACHÁN	216	26	60	6	21	370		41	15	203	4	38	110	3
OFFALY / UÍBH FHAILÍ	246	20	41	5	239	225	2	17	15	361	6	8	101	3
ROSCOMMON / ROS COMÁIN	267	32	84	12	174	166		30	11	209	11	41	332	1
SLIGO / SLIGEACH	154	3	24	2	55	113		25	6	125	7	33	170	1
NORTH TIPPERARY / TIOBRAID ÁRANN THUaidh	242	54	69	18	136	200		23	15	562	19	27	202	4
SOUTH TIPPERARY / TIOBRAID ÁRANN THEAS	248	88	56	35	51	442	1	34	26	456	15	18	86	4
WATERFORD / PORT Láirge	334	40	103	35	43	361		11	23	269	8	6	73	
WESTMEATH / AN IARMHÍ	192	42	62	33	115	131	6	28	15	284	5	9	64	1
WEXFORD / LOCH GARMAN	388	45	126	72	101	611		69	20	701	15	18	279	21
WICKLOW / CILL MHANTÁIN	120	16	108	17	41	320		31	17	313	9	2	49	3
City Councils/ Comhairlí Cathrach														
*DUBLIN / *BAILE ÁTHA CLIATH	88	7	68	48	8	69	4	13	22	330	64	4	72	1
LIMERICK / LUIMNEACH	7				1	7	45		1	14	2		2	1
WATERFORD / PORT Láirge	7	1	2	2	2	14		1	2	9	1		7	
TOTAL / IOMLÁN	7,721	887	2,107	711	2,793	10,023	171	1,088	459	12,419	476	861	3,410	179

\* City and County / \* Cathrach agus Contae

Table 11.(continued) Number of Tractors by Make in each Licensing Authority Area.

Tábla 11. (ar lean) An Líon Tarracóiri de réir Déanaimh i ngach Ceantar Údaráis Cheadúnaithe.

Licensing Authority / Údarás Cheadúnaithe	MAKE / DÉANAMH													TOTAL / IOMLÁN
	MASSEY FERGUSON	MCCORMICK	NEW HOLLAND	RENAULT	SAME	STEYR	UNIVERSAL	URSUS	VALMET	VALTRA	ZETOR	OTHER MAKES / DÉANAMH EILE	MAKE UNSPECIFIED / DÉANAMH NEAMHSHRONRAITHE	
County Councils/Comhairlí Contae														
CARLOW / CEATHARLACH	338	10	232	20	11	3	1	16	29	77	96	22	22	1,938
CAVAN / AN CABHÁN	1,610	23	339	12	83			31	45	72	97	19	53	3,461
CLARE / AN CLÁR	1,154	28	262	134	42	2	3	54	15	21	312	33	27	3,601
*CORK / *CORCAIGH	1,587	80	2,195	38	36	10	10	23	72	187	359	171	126	10,700
DONEGAL / DÚN NA NGALL	1,593	40	654	60	160	3	1	36	7	74	144	41	50	4,273
*GALWAY / *GAILLIMH	1,676	38	546	63	181	17	28	94	27	51	637	111	63	6,638
KERRY / CIARRAÍ	976	67	454	43	96		2	70	37	123	245	61	61	4,400
KILDARE / CILL DARA	512	19	348	42	14	4	1	30	10	11	56	43	21	2,285
KILKENNY / CILL CHAINNIGH	588	44	497	41	28	6	3	31	54	100	161	65	56	3,822
LAOIS / LAOIS	810	77	351	23	15	1	6	50	7	9	281	36	24	3,103
LEITRIM / LIATROIM	545	2	109	9	89	1		28	5	20	49	9	27	1,350
LIMERICK / LUIMNEACH	701	18	434	53	30		4	99	20	74	351	30	24	3,713
LONGFORD / AN LONGFORT	617	5	193	9	23			43	17	21	71	18	31	1,694
LOUTH / LÚ	261	34	108	8	2		2	6	5	3	33	17	15	1,275
MAYO / MAIGH EO	1,862	34	343	26	80		13	155	7	74	348	80	43	5,778
MEATH / AN MHÍ	751	80	275	39	65	3	4	31	24	34	96	50	43	3,102
MONAGHAN / MUINEACHÁN	643	43	349	96	69	1		25	9	19	71	17	16	2,471
OFFALY / UÍBH FHAILÍ	699	49	361	26	45	1	9	63	12	14	190	32	34	2,824
ROSCOMMON / ROS COMÁIN	700	59	284	62	104	5	6	91	18	88	333	32	37	3,189
SLIGO / SLIGEACH	610	19	170	13	103	1	1	65	3	25	202	21	13	1,964
NORTH TIPPERARY / TIOBRAID ÁRANN THUaidh	557	67	369	53	63	7	9	72	11	30	197	36	26	3,068
SOUTH TIPPERARY / TIOBRAID ÁRANN THEAS	469	12	525	98	18	11	2	23	8	31	223	27	21	3,028
WATERFORD / PORT LÁIRGE	287	23	242	57	8	3	1	26	11	24	114	25	20	2,147
WESTMEATH / AN IARMHÍ	819	30	272	24	48	3	16	81	26	48	169	39	36	2,598
WEXFORD / LOCH GARMAN	673	93	623	50	52	61	1	104	44	111	91	76	60	4,505
WICKLOW / CILL MHANTÁIN	275	15	252	5	12	13		30	12	17	73	48	23	1,821
City Councils/ Comhairlí Cathrach														
*DUBLIN / *BAILE ÁTHA CLIATH	270	15	118	15	15	3	7	20	6	7	12	64	11	1,361
LIMERICK / LUIMNEACH	27		9		2	1		1	1		5	3	5	134
WATERFORD / PORT LÁIRGE	17	1	13	1				1		1	1	2	1	86
TOTAL / IOMLÁN	21,627	1,025	10,927	1,120	1,494	160	130	1,399	542	1,366	5,017	1,228	989	90,329

\* City and County / \* Cathrach agus Contae

Table 12. Number of Motor Cycles by Make in each Licensing Authority Area.

Tábla 12. An Líon Gluaisrothair de réir Déanaimh i ngach Ceantar Údarás Cheadúnaithe.

Licensing Authority / Údarás Cheadúnaithe	MAKE / DÉANAMH											
	APRILIA	BMW	DUCATI	GILERA	HARLEY DAVIDSON	HONDA	HYOSUN	KAWASAKI	KEEWAY	KTM	MBK	MOTO-GUZZI
County Councils/Comhairlí Contae												
CARLOW / CEATHARLACH	1	35	2	0	31	183	1	53	4	3	1	3
CAVAN / AN CABHÁN	8	20	1	0	13	156	3	30	1	2	1	0
CLARE / AN CLÁR	6	98	10	0	52	312	2	60	1	9	1	2
*CORK / *CORCAIGH	54	563	53	6	269	1614	10	335	62	45	18	27
DONEGAL / DÚN NA NGALL	6	57	6	0	31	250	5	50	0	2	0	8
*GALWAY / *GAILLIMH	18	112	14	0	72	432	3	80	3	4	2	6
KERRY / CIARRAÍ	8	87	5	2	53	394	1	82	8	7	5	5
KILDARE / CILL DARA	25	183	25	6	66	569	7	142	10	18	2	5
KILKENNY / CILL CHAINNIGH	9	55	11	0	68	279	0	65	4	6	4	4
LAOIS / LAOIS	6	44	7	0	23	152	2	42	3	3	0	0
LEITRIM / LIATROIM	1	12	3	0	4	61	0	10	0	2	0	0
LIMERICK / LUIMNEACH	9	92	6	0	76	369	1	69	4	7	2	3
LONGFORD / AN LONGFORT	2	17	1	0	4	97	0	26	0	1	0	0
LOUTH / LÚ	11	62	12	0	41	238	3	54	2	2	3	2
MAYO / MAIGH EO	0	76	5	0	25	200	3	51	1	3	3	1
MEATH / AN MHÍ	21	149	25	4	76	583	5	106	5	10	4	6
MONAGHAN / MUINEACHÁN	1	17	5	0	15	102	1	25	0	0	1	0
OFFALY / ÚIBH FHAILÍ	8	55	2	1	29	210	2	53	0	4	3	1
ROSCOMMON / ROS COMÁIN	3	31	5	0	8	103	3	24	0	3	0	0
SLIGO / SLIGEACH	4	40	8	1	22	128	1	22	2	6	4	2
NORTH TIPPERARY / TIOBRAID ÁRANN THUaidh	4	48	2	1	41	200	0	49	2	7	2	3
SOUTH TIPPERARY / TIOBRAID ÁRANN THEAS	4	52	6	1	91	253	2	89	4	2	1	4
WATERFORD / PORT LÁIRGE	4	56	7	1	67	197	1	48	8	5	3	1
WESTMEATH / AN IARMHÍ	4	40	2	1	26	198	0	62	3	6	3	1
WEXFORD / LOCH GARMAN	15	130	19	1	71	477	1	92	17	6	2	2
WICKLOW / CILL MHANTÁIN	21	181	19	3	62	523	6	107	9	22	4	5
City Councils/ Comhairlí Cathrach												
*DUBLIN / *BAILE ÁTHA CLIATH	157	1,172	183	75	415	3399	83	685	50	97	98	26
LIMERICK / LUIMNEACH	4	22	1	1	27	125	0	33	6	1	0	0
WATERFORD / PORT LÁIRGE	6	24	5	0	58	139	0	23	12	0	4	1
TOTAL / IOMLÁN	420	3,530	450	104	1,836	11,943	146	2,567	221	283	171	118

\* City and County / \* Cathrach agus Contae

Table 12. (continued) Number of Motor Cycles by Make in each Licensing Authority Area.  
 Tábla 12. (ar lean) An Líon Gluaisrothair de réir Déanaimh i ngach Ceantar Údaráis Cheadúnaithe.

Licensing Authority / Údarás Cheadúnaithe	MAKE / DÉANAMH							TOTAL / IOMLÁN
	PEUGEOT	PIAGGIO	SUZUKI	TRIUMPH	VESPA	YAMAHA	MAKE UNSPECIFIED / DÉANAMH NEAMHSHRO- NAITHE	
County Councils/Comhairlí Contae								
CARLOW / CEATHARLACH	3	9	66	6	8	87	24	520
CAVAN / AN CABHÁN	0	2	74	5	1	46	14	377
CLARE / AN CLÁR	1	7	133	32	2	126	30	884
*CORK / *CORCAIGH	44	33	866	87	7	716	128	4937
DONEGAL / DÚN NA NGALL	2	2	151	17	0	152	41	780
*GALWAY / *GAILLIMH	5	16	282	22	3	192	49	1315
KERRY / CIARRAÍ	2	5	157	14	1	158	28	1022
KILDARE / CILL DARA	5	23	341	46	10	279	58	1820
KILKENNY / CILL CHAINNIGH	5	4	138	26	1	141	32	852
LAOIS / LAOIS	1	2	91	9	2	71	10	468
LEITRIM / LIATROIM	0	1	26	0	0	17	9	146
LIMERICK / LUIMNEACH	2	3	190	25	0	145	23	1026
LONGFORD / AN LONGFORT	0	2	37	3	0	29	5	224
LOUTH / LÚ	5	15	144	13	2	104	29	742
MAYO / MAIGH EO	2	2	109	6	0	110	24	621
MEATH / AN MHÍ	1	12	249	32	2	239	38	1567
MONAGHAN / MUINEACHÁN	2	4	50	5	0	45	11	284
OFFALY / UÍBH FHAILÍ	4	2	110	7	0	78	16	585
ROSCOMMON / ROS COMÁIN	0	1	65	5	0	42	13	306
SLIGO / SLIGEACH	4	2	72	4	0	57	18	397
NORTH TIPPERARY / TIOBRAID ÁRANN THUaidh	2	2	76	14	1	86	18	558
SOUTH TIPPERARY / TIOBRAID ÁRANN THEAS	0	2	143	14	3	145	20	836
WATERFORD / PORT Láirge	1	6	106	13	4	84	36	648
WESTMEATH / AN IARMHÍ	3	3	102	6	0	85	12	557
WEXFORD / LOCH GARMAN	7	4	235	26	3	199	40	1347
WICKLOW / CILL MHANTÁIN	8	19	211	41	2	189	50	1482
							0	
City Councils/ Comhairlí Cathrach							0	
*DUBLIN / *BAILE ÁTHA CLIATH	88	475	1788	205	70	2018	400	11484
LIMERICK / LUIMNEACH	1	4	63	5	0	65	11	369
WATERFORD / PORT Láirge	3	5	85	5	8	73	18	469
TOTAL / IOMLÁN	201	667	6,160	693	130	5,778	1,205	36,623

\* City and County / \* Cathrach agus Contae

Table 13. Number of Vehicles by Taxation Class and type of Fuel.  
 Tábla 13. An Líon Feithiclí de réir Aicme Cánachais agus cineál Breosla

Taxation Class / Aicme Cánachais	PETROL / PEITREAL	DIESEL / DÍOSAL	PETROL & ELECTRIC / PEITREAL & LEICTREACH	PETROL & ETHANOL / PEITREAL & EATÁNÓL	ELECTRIC/ LEICTREACH	OTHER / EILE	TOTAL / IOMLÁN
Private Cars / Carranna Príobháideacha	1,199,451	693,663	7,407	9,334	251	59	1,910,165
Goods Vehicles / Feithiclí Earraí	726	317,024	11	2	63	23	317,849
Agricultural Tractors / Tarracóirí Talmhaíochta	149	89,316			4	23	89,492
Motorcycles / Gluaisrothair	36,540	28		1	53	1	36,623
Small Public Service Vehicles / Feithiclí Seirbhíse Poiblí Beaga	6,638	16,113	203	8	1	1	22,964
Exempt Vehicles / Feithiclí Díolmhaithe	8,445	19,038	118	62	18	1	27,682
Vintage Vehicles / Feithiclí Seanré	18,082	22,821	1	33	3	49	40,989
Motor Caravans / Mótarcharbhain	287	9,351		1		4	9,643
Large Public Service Vehicles / Feithiclí Seirbhíse Poiblí Móra	20	8,468				0	8,488
Mobile Machines / Meaisíní Soghluaiste	6	5,418	5		3	1	5,433
Excavators, Trench Diggers etc. / Tochtalóirí, Tochtalóirí Trinsí etc.	2	6,228				3	6,233
Small Dumpers & Forklift Truck / Dumpálaithe beaga & Trucail Ardaíthe	9	2,494			23	19	2,545
General Haulage Tractors/Tarracóirí Iompair Ginearálta	225	611			1	0	837
Schoolbuses / Busanna Scoile	3	865				0	868
Hearses / Eileatrain	625	292				0	917
Youth/Community Buses / Busanna Óige/Pobail	1	796				0	797
Island Vehicles / Feithiclí Oileán	218	799				0	1,017
Off Road Dumpers / Dumpálaithe den Bhóthar		15				0	15
<b>TOTAL / IOMLÁN</b>	<b>1,271,427</b>	<b>1,193,340</b>	<b>7,745</b>	<b>9,441</b>	<b>420</b>	<b>184</b>	<b>2,482,557</b>

Figure 3. National Vehicle Fleet by Type of Fuel.  
 Figiúr 3. An Flít Feithiclí Náisiúnta de Réir Cineál Breola.

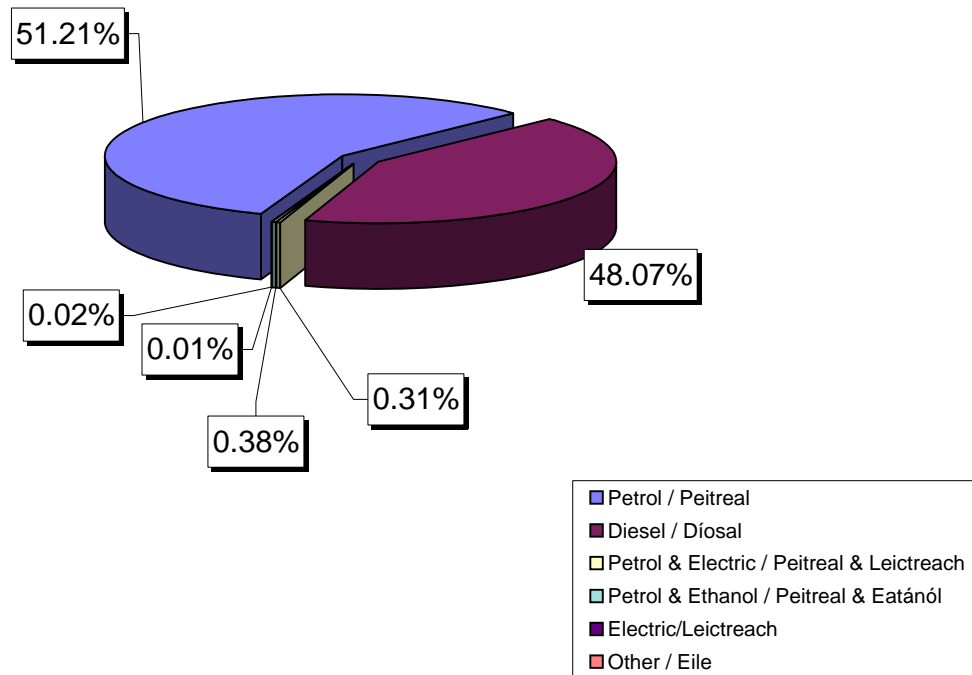
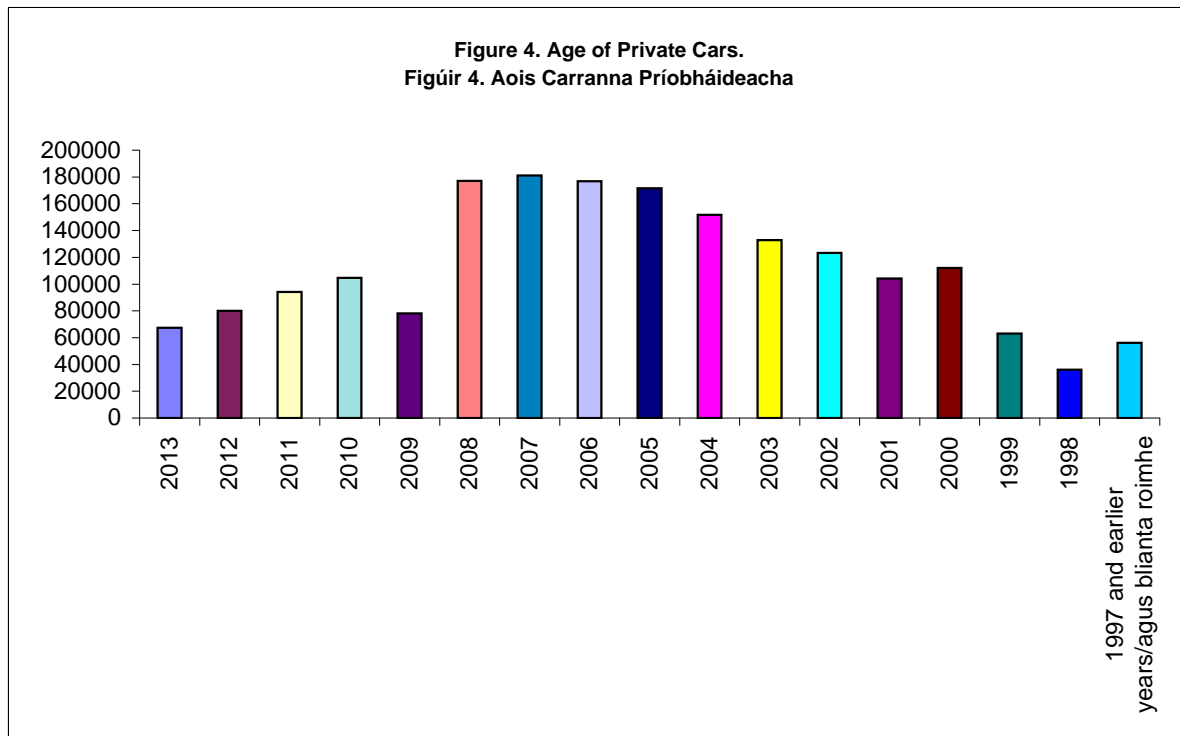




Table 14. Age of Private Cars by Engine Capacity and CO<sub>2</sub> Emissions.

Table 14. Aois Carranna Príobháideacha de réir Toilleadh Innill agus Astaíochta CO<sub>2</sub>.

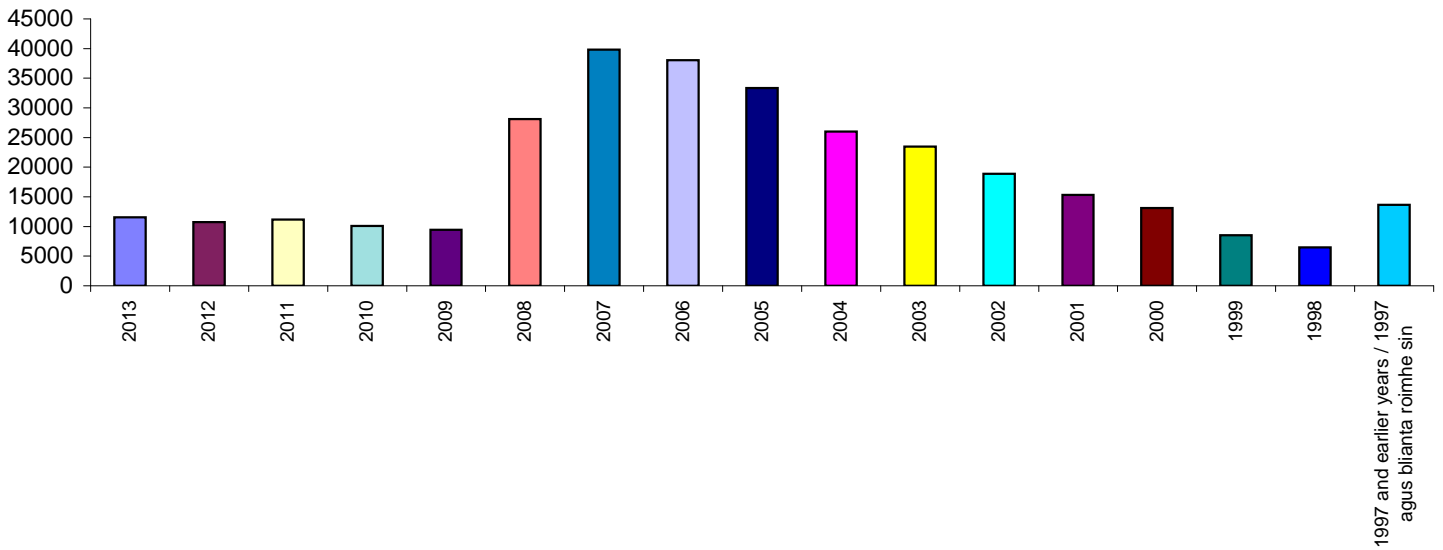
Cubic Centimetres / Ceintiméadair Ciúbacha CO <sub>2</sub> Emissions/Astaíochta CO <sub>2</sub>			
Year First Licensed / An bhliain ar ceadúnaíodh ar dtús	Engine CC	CO <sub>2</sub>	Total / Iomlán
2013	867	66,554	67,421
2012	783	79,343	80,126
2011	592	93,496	94,088
2010	567	104,132	104,699
2009	680	77,378	78,058
2008	59,361	117,701	177,062
2007	181,236		181,236
2006	176,742		176,742
2005	171,509		171,509
2004	151,648		151,648
2003	132,877		132,877
2002	123,335		123,335
2001	104,159		104,159
2000	112,023		112,023
1999	63,099		63,099
1998	36,046		36,046
1997 and earlier years / 1997 agus na blianta roimhe sin	56,037		56,037
<b>TOTAL / IOMLÁN</b>	<b>1,371,561</b>	<b>538,604</b>	<b>1,910,165</b>



**Table 15. Age of Goods Vehicles.**  
**Tábla 15. Aois Feithiclí Earraí.**

Year First Licensed / An Chéad Bhliain a Ceadúnaíodh	Number of Vehicles / An Líon Feithiclí
2013	11,561
2012	10,762
2011	11,177
2010	10,106
2009	9,426
2008	28,094
2007	39,827
2006	38,047
2005	33,365
2004	26,011
2003	23,498
2002	18,885
2001	15,325
2000	13,115
1999	8,537
1998	6,468
1997 and earlier years/1997 agus blianta roimhe sin	13,645
<b>TOTAL / IOMLÁN</b>	<b>317,849</b>

**Figure 5. Age of Goods Vehicles.**  
**Figúr 5. Aois Feithiclí Earraí.**



## Section 2 / Cuid 2

### New Vehicles First Licensed in 2013 / Feithicilí Nua a Ceadúnú ar dtús i 2013.

**Table 16. Number of New Vehicles Licensed in 2013 broken down by Taxation Class.**

**Tabla 16. An Líon Feithicilí Nua a Ceadúnú i 2013 briste síos de réir Aicme Cánachais.**

Taxation Class / Aicme Cánachais	Number Licensed in 2013 / An Líon a Ceadúnaíodh i 2013
Private Cars / Carranna Príobháideacha	71,348
Goods Vehicles / Feithicilí Earraí	11,024
Tractors / Tarracóirí	4,403
Motor Cycles / Gluaisrothair	878
Exempt Vehicles / Feithicilí Díolmhaithe	3,955
Small Public Service Vehicles / Feithicilí Seirbhíse Poiblí Beaga	160
Large Public Service Vehicles / Feithicilí Seirbhíse Poiblí Móra	218
Mobile Machines, Fork Lift Trucks, Excavators and Trench Diggers etc. / Meaisíní Soghluaiste, Trucail Ardaíthe, Tochtóirí, agus Tochtóirí Trinse etc.	606
*Other Classes / *Aicmí Eile	295
<b>TOTAL / IOMLÁN</b>	<b>92,887</b>

\*Includes School Buses, Hearses, Dumpers and Combine Harvesters.

\* Áirítear leo seo Busanna Scoile, Eileatrain, Dumpálaithe agus Comhbhuaintoirí.

**Figure 6. New Vehicles Licensed in 2013 by Taxation Class.**  
**Figúir 6. Feithicilí Nua Ceadúnaithe i 2013 de réir Aicme Cánachais.**

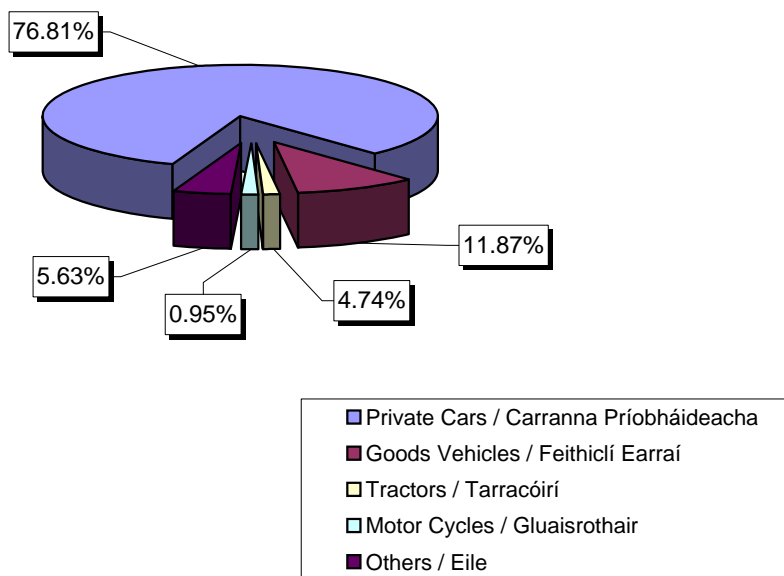


Table 17. New Private Cars by Make Licensed in 2013. / Tabla 17. Carranna Píobháideacha Nua de réir Déanamh a Ceadúnú I 2013.

MAKE / DÉANAMH	TOTAL / IOMLÁN	MAKE / DÉANAMH	TOTAL / IOMLÁN
Alfa Romeo	37	Mini	466
Audi	3,554	Mitsubishi	470
B.M.W.	3,414	Nissan	5,034
Chrysler	23	Opel	4,721
Citroen	1,187	Peugeot	2,111
Fiat	531	Porsche	24
Ford	7,032	Renault	3,356
Honda	948	Seat	2,158
Hyundai	5,548	Skoda	4,593
Jaguar	150	Ssangyong	35
Jeep	31	Subaru	91
Kia	3,151	Suzuki	561
Landrover	786	Toyota	7,180
Lexus	185	Volkswagen	9,098
Mazda	1,359	Volvo	856
Mercedes Benz	1,383	Other Makes	1,275
		Total / Iomlán	71,348

Table 18. Number of New Vehicles Licensed in 2013 by Taxation Class and Type of Fuel.

Tábla 18. An Líon Feithiclí Nua a Ceadúnú i 2013 de réir Aicme Cánachais agus Cineál Breosla.

TAXATION CLASS / AICME CÁNACHAIS	TYPE OF FUEL / CINEÁL BREOSLA						TOTAL / IOMLÁN
	PETROL / PEITREAL	DIESEL / DÍOSAL	PETROL & ELECTRIC / PEITREAL & LEICTREACH	PETROL & ETHANOL / PEITREAL & EATÁNÓL	ELECTRIC / LEICTREACH	OTHER / EILE	
Private Cars / Carranna Príobháideacha	18,964	51,772	555	6	0	51	71,348
Goods Vehicles / Feithiclí Earraí	0	11,014	0	0	0	10	11,024
Exempt Vehicles / Feithiclí Díolmhaithe	689	3,238	27	0	0	1	3,955
Motor Cycles / Gluaisrothair	866	0	0	0	0	12	878
Tractors / Tarracóirí	10	4,393	0	0	0	0	4,403
Mobile Machines, Fork Lift Trucks / Meaisíní Soghluaiste, Trucail Ardaíthe	0	605	0	0	0	1	606
Small Public Service Vehicles / Feithiclí Seirbhíse Poiblí Beaga	0	160	0	0	0	0	160
Large Public Service Vehicles / Feithiclí Seirbhíse Poiblí Móra	0	218	0	0	0	0	218
*Other Classes / *Aicmí Eile	2	293	0	0	0	0	295
<b>Total / Iomlán</b>	<b>20,531</b>	<b>71,693</b>	<b>582</b>	<b>6</b>	<b>0</b>	<b>75</b>	<b>92,887</b>

\*Includes School Buses, Hearses, Dumpers and Combine Harvesters. / \* Áirítear leo seo Busanna Scoile, Eileatraim, Dumpálaithe agus Comhbhuainteoírí.

Table 18a. Number of New Private Cars Licensed in 2013 by Co<sub>2</sub> Emission Band and Type of Fuel.

Tábla 18a. An Líon Feithiclí Nua a Ceadúnú i 2013 de réir Astaíochta Co<sub>2</sub> Banda agus Cineál Breosla.

EMISSION BAND / ASTAÍOCHTA BANDA	TYPE OF FUEL / CINEÁL BREOSLA						TOTAL / IOMLÁN
	PETROL / PEITREAL	DIESEL / DÍOSAL	PETROL & ELECTRIC / PEITREAL & LEICTREACH	PETROL & ETHANOL / PEITREAL & EATÁNÓL	ELECTRIC / LEICTREACH	OTHER / EILE	
A	10,741	32,476	477		51		43,745
B	7,686	15,208	60	6			22,960
C	410	2,201	18				2,629
D	55	614					669
E	44	534					578
F	4	674					678
G	10	42					52
Not available* Níl ar fáil*	14	23					37
<b>Total / Iomlán</b>	<b>18,964</b>	<b>51,772</b>	<b>555</b>	<b>6</b>	<b>51</b>		<b>71,348</b>

\* These vehicles were not registered in VRT Category A and motor tax is charged on basis of engine capacity.

\* Níor cláraíodh na feithiclí seo mar VRT Catagóir A agus gearrtar an cáin mótar bunaithe ar toilleadh innill.

**Table 19. Number of Vehicles Licensed for the first time 2003 - 2013 by Taxation Class.**

**Tábla 19. An Líon Feithiclí a Ceadúnú don chéad uair 2003 - 2013 de réir Aicme Cánachais.**

<b>Taxation Class / Aicme Cánachais</b>	<b>2003</b>	<b>2004</b>	<b>2005</b>	<b>2006</b>	<b>2007</b>	<b>2008</b>	<b>2009</b>	<b>2010</b>	<b>2011</b>	<b>2012</b>	<b>2013</b>
<b>New Vehicles / Feithiclí Nua</b>											
Private Cars/Carranna Príobháideacha	142,992	149,635	166,270	173,273	180,754	146,470	54,432	84,907	86,932	76,256	71,348
Goods Vehicles / Feithiclí Earraí	30,532	31,165	38,396	43,619	46,043	31,459	10,051	10,510	11,188	10,855	11,024
Tractors / Tarracóirí	2,970	2,881	3,168	3,687	4,442	4,154	1,883	1,359	1,731	1,996	4,403
Motor Cycles/Gluaisrothair	4,993	3,833	3,240	3,206	3,522	3,194	1,879	1,321	1,102	955	878
Exempt Vehicles/Feithiclí Díolmhaithe	4,022	5,099	4,851	6,169	7,422	6,286	3,690	4,207	4,014	3,930	3,955
Public Service Vehicles / Feithiclí Seirbhíse Poiblí											
Small / Beag	599	652	902	1,033	1,283	893	190	193	195	275	160
Large / Mór	482	529	498	699	673	721	303	113	102	256	218
Excavators, Trench Diggers and Machines or Contrivances / Tochtóirí, Tochtóirí Trinse agus Measíní nó Gléasanna eile	1,123	1,241	1,359	1,327	1,445	906	409	222	294	409	606
Other Classes / Aicmí Eile	396	472	600	714	862	734	288	244	203	161	295
<b>TOTAL / IOMLÁN</b>	<b>188,109</b>	<b>195,507</b>	<b>219,284</b>	<b>233,727</b>	<b>246,446</b>	<b>194,817</b>	<b>73,125</b>	<b>103,076</b>	<b>105,761</b>	<b>95,093</b>	<b>92,887</b>
<b>Imported Used Vehicles / Feithiclí Úsáide Allmhairithe</b>											
Private Cars/Carranna Príobháideacha	13,472	21,391	38,207	54,244	58,719	60,091	49,464	39,103	41,149	38,469	49,762
Goods Vehicles / Feithiclí Earraí	6,294	7,948	11,590	15,228	14,785	13,133	13,761	8,207	5,227	4,731	7,533
Tractors / Tarracóirí	3,044	3,021	3,327	3,601	3,492	3,412	2,845	2,194	2,537	1,781	6,598
Other Classes / Aicmí Eile	6,697	6,992	8,176	9,340	10,554	11,104	10,194	7,838	6,103	4,959	7,263
<b>TOTAL / IOMLÁN</b>	<b>29,507</b>	<b>39,352</b>	<b>61,300</b>	<b>82,413</b>	<b>87,550</b>	<b>87,740</b>	<b>76,264</b>	<b>57,342</b>	<b>55,016</b>	<b>49,940</b>	<b>71,156</b>
<b>TOTAL ALL CLASSES / IOMLÁN AICMÍ AR FAD</b>	<b>217,616</b>	<b>234,859</b>	<b>280,584</b>	<b>316,140</b>	<b>333,996</b>	<b>282,557</b>	<b>149,389</b>	<b>160,418</b>	<b>160,777</b>	<b>145,033</b>	<b>164,043</b>

Table 20. Number of New Vehicles First Licensed 2003 - 2013 in each Licensing Authority Area.

Tábla 20. An Líon Feithiclí Nua a Ceadúnú don chéad uair 2003 - 2013 i ngach Ceantar Údarás Cheadúnaithe.

Licensing Authority / Údarás Cheadúnaithe	2003	2004	2005	2006	2007	2008	2009	2010	2011	2012	2013
<i>County Councils / Comhairlí Contae</i>											
CARLOW / CEATHARLACH	2,166	2,218	2,523	2,919	3,268	2,619	959	1,371	1,357	1,149	1,152
CAVAN / AN CABHÁN	2,263	2,506	2,989	3,241	3,465	2,676	929	1,285	1,315	1,153	1,112
CLARE / AN CLÁR	3,979	4,329	4,783	5,119	5,526	4,470	1,451	2,356	2,377	1,869	1,795
*CORK / *CORCAIGH	25,131	26,330	28,568	30,114	31,767	25,026	10,031	14,544	14,385	11,141	10,706
DONEGAL / DÚN NA nGALL	4,156	4,435	5,024	5,446	6,014	4,465	1,828	2,909	2,515	2,193	2,051
*GALWAY / *GAILLIMH	8,065	8,624	9,463	10,265	10,839	8,403	2,940	4,560	4,571	3,701	3,670
KERRY / CIARRAÍ	3,829	4,067	4,865	5,412	5,651	4,513	1,694	2,705	2,508	2,193	1,953
KILDARE / CILL DARA	8,431	9,042	10,004	10,651	11,130	8,697	2,902	4,152	4,267	3,693	3,767
KILKENNY / CILL CHAINNIGH	3,278	3,447	4,053	4,415	4,996	3,910	1,417	2,072	2,143	1,864	1,825
LAOIS / LAOIS	2,326	2,507	3,028	3,134	3,509	3,034	974	1,408	1,416	1,131	1,192
LEITRIM / LIATROIM	849	883	994	1,182	1,223	940	355	529	542	450	445
LIMERICK / LUIMNEACH	5,731	6,334	6,888	7,525	8,193	6,190	2,179	3,412	3,448	3,129	2,850
LONGFORD / AN LONGFORT	1,224	1,220	1,494	1,523	1,776	1,381	519	677	723	602	552
LOUTH / LÚ	4,426	4,525	5,150	5,647	6,018	4,725	1,818	2,562	2,469	2,067	1,824
MAYO / MAIGH EO	4,189	4,494	5,458	5,962	5,780	4,314	1,586	2,293	2,195	1,961	1,929
MEATH / AN MHÍ	7,226	7,752	8,933	9,456	9,996	7,641	2,553	3,584	3,398	2,933	2,854
MONAGHAN / MUINEACHÁN	1,920	2,019	2,381	2,726	2,705	2,071	719	1,138	1,110	979	947
OFFALY / UÍBH FHAILÍ	2,702	2,933	3,244	3,516	3,751	3,038	952	1,417	1,303	1,223	1,227
ROSCOMMON / ROS COMÁIN	2,523	2,978	3,670	3,533	4,154	3,277	1,449	2,142	2,369	3,203	3,717
SLIGO / SLIGEACH	2,290	2,350	2,657	2,835	2,918	2,359	907	1,280	1,246	1,063	984
NORTH TIPPERARY / TIOBRAID ÁRANN THUaidh	2,547	2,637	3,176	3,982	4,295	3,574	1,261	1,958	2,105	1,884	1,692
SOUTH TIPPERARY / TIOBRAID ÁRANN THEAS	3,278	3,314	3,685	3,511	3,753	2,992	1,015	1,430	1,229	1,119	1,090
WATERFORD / PORT LáIRGE	1,942	2,079	2,510	3,240	3,637	2,746	996	1,739	1,612	1,342	1,355
WESTMEATH / AN IARMHÍ	3,077	3,144	3,537	4,028	4,201	3,147	1,140	2,041	1,842	1,689	1,729
WEXFORD / LOCH GARMAN	5,673	6,407	7,516	8,927	8,789	7,121	2,481	3,636	3,657	3,031	3,172
WICKLOW / CILL MHANTÁIN	5,057	5,161	5,812	6,398	6,782	5,284	1,793	2,550	2,316	2,020	1,933
<i>City Councils / Comhairlí Cathrach</i>											
*DUBLIN / *BAILE ÁTHA CLIATH	64,415	64,287	70,492	72,997	76,716	60,159	24,070	30,997	34,501	34,268	33,668
LIMERICK / LUIMNEACH	2,074	2,097	2,259	2,022	1,940	2,387	1,278	1,083	1,425	584	521
WATERFORD / PORT LáIRGE	3,342	3,388	4,128	4,001	3,654	3,658	929	1,246	1,417	1,459	1,175
<b>TOTAL / IOMLÁN</b>	<b>188,109</b>	<b>195,507</b>	<b>219,284</b>	<b>233,727</b>	<b>246,446</b>	<b>194,817</b>	<b>73,125</b>	<b>103,076</b>	<b>105,761</b>	<b>95,093</b>	<b>92,887</b>

\*City and County / \* Cathrach agus Contae



### Section 3 / Cuid 3

Driving Licences Current on 31st December 2013 / Ceadúnais Tiomána Reatha amhail an 31ú Nollaig 2013

Table 21. Driving Licences Current on 31st December, 2013 by Type in each County Area.

Tábla 21. Ceadúnais Tiomána Reatha amhail an 31ú Nollaig, 2013 de réir cineál i ngach Chontae.

County / Contae	Learner Permit Licences / Ceadúnais Foghlaimeora	Annual Licences / Ceadúnais Bhliantúla	Triennial Licences / Ceadúnais Trí Bliana	10 Year Licences / Ceadúnais 10 mbliana	Total Number of Driving Licences / An Líon iomlán Ceadúnais Tiomána
CARLOW / CEATHARLACH	3,486	160	3,198	29,422	36,266
CAVAN / AN CABHÁN	3,858	94	4,132	34,759	42,843
CLARE / AN CLÁR	5,264	248	7,595	60,455	73,562
CORK / CORCAIGH	24,902	919	31,505	254,556	311,882
DONEGAL / DÚN NA nGALL	6,358	399	9,611	79,227	95,595
DUBLIN / BAILE ÁTHA CLIATH	67,089	2,130	65,655	523,547	658,421
GALWAY / GAILLIMH	11,615	412	14,179	124,794	151,000
KERRY / CIARRAÍ	6,699	224	9,974	73,793	90,690
KILDARE / CILL DARA	11,041	224	9,118	101,937	122,320
KILKENNY / CILL CHAINNIGH	4,912	271	5,475	45,292	55,950
LAOIS / LAOIS	4,099	214	3,907	34,857	43,077
LEITRIM / LIATROIM	1,426	88	2,155	16,239	19,908
LIMERICK / LUIMNEACH	8,776	379	11,335	92,085	112,575
LONGFORD / AN LONGFORT	2,059	63	2,360	18,378	22,860
LOUTH / LÚ	5,952	221	6,169	54,560	66,902
MAYO / MAIGH EO	5,805	307	8,532	66,064	80,708
MEATH / AN MHÍ	8,660	237	9,030	88,856	106,783
MONAGHAN / MUINEACHÁN	2,703	124	3,821	31,247	37,895
OFFALY / UÍBH FHAILÍ	4,038	197	4,054	36,020	44,309
ROSCOMMON / ROS COMÁIN	2,779	133	4,464	32,413	39,789
SLIGO / SLIGEACH	2,643	178	4,388	33,139	40,348
TIPPERARY / TIOBRAID ÁRANN	8,837	401	10,562	78,947	98,747
WATERFORD / PORT LÁIRGE	5,618	205	7,011	55,067	67,901
WESTMEATH / AN IARMHÍ	4,484	195	4,764	41,418	50,861
WEXFORD / LOCH GARMAN	7,542	580	9,225	71,210	88,557
WICKLOW / CILL MHANTÁIN	6,552	279	8,109	66,901	81,841
<b>TOTAL / IOMLÁN</b>	<b>227,197</b>	<b>8,882</b>	<b>260,328</b>	<b>2,145,183</b>	<b>2,641,590</b>
Change from 2012 return					
Athrú ó aiscur 2012	-30,137	-352	-7,972	8,781	-29,680

\* The Road Safety Authority assumed responsibility on the 29th October 2013 as the Licensing Authority for issuing of driving licences. 31,737 driving licences have been issued by the RSA at 31st December 2013. / Ghlac an tÚdarás um Shábháilteacht ar Bhóithre freagrach ar an 29 Deireadh Fómhair 2013 mar an tÚdarás Ceadúnaithe a eisiúint ceadúnais tiomána. 31,737 ceadúnas tiomána eisithe ag an RSA ar 31 Nollaig 2013.