

Irish Bulletin of Vehicle and Driver Statistics

Ráiteas Staidrimh na hÉireann
maidir le Feithiclí agus Tiománaithe

2011



**An Roinn Iompair
Turasóireachta agus Spóirt**

Department of Transport, Tourism and Sport

Irish Bulletin of
VEHICLE AND DRIVER STATISTICS
2011

Ráiteas Staidrimh na hÉireann
MAIDIR LE FEITHICLÍ AGUS TIOMÁNAITHE
2011

Copies available from
Dept. of Transport, Tourism and Sport website:

www.dttas.ie

Cóipeanna ar fail ó
shuíomh gréasáin na
Roinne Iompair Turasóireachta agus Spóirt:

When statistics from this Bulletin are
used or published the source should be
acknowledged.

Ba choir aitheantas a thabhairt don
fhoinse seo má úsáidtear nó má
fhoilsítear staidrimh ón Ráiteas seo.



An Roinn Iompair
Turasóireachta agus Spóirt
Department of Transport, Tourism and Sport

Contents

Introduction

Page

Key Statistics

1 - 2

Section 1: Mechanically propelled Vehicles under Current Licence on 31st December, 2011

| | |
|--|---------|
| Vehicle Statistics 1985 - 2011 | 3 |
| Number of Mechanically Propelled Vehicles by Taxation Class | 4 |
| Number of Private Cars by Engine Capacity & CO ₂ Emissions | 5 |
| Number of Goods Vehicles by Unladen Weight | 6 |
| Number of Private Cars by Engine Capacity in each Licensing Authority area | 7 |
| Number of Private Cars by CO ₂ Emission Band in each Licensing Authority area | 8 |
| Number of Goods Vehicles by Unladen Weight in each Licensing Authority area | 9 |
| Number of Tractors by Taxation Class in each Licensing Authority area | 10 |
| Number of Motor Cycles by Engine Capacity in each Licensing Authority area | 11 |
| Number of Exempt, Public Service and other Vehicles in each Licensing Authority area | 12 |
| Number of Private Cars by Make | 13 |
| Number of Private Cars by Make in each Licensing Authority area | 14 - 16 |
| Number of Goods Vehicles by Make in each Licensing Authority area | 17 - 18 |
| Number of Tractors by Make in each Licensing Authority area | 19 - 20 |
| Number of Motor Cycles by Make in each Licensing Authority area | 21 - 22 |
| Number of Vehicles by Taxation Class and Type of Fuel | 23 |
| Age of Private Cars by Engine Capacity and CO ₂ Emissions | 24 |
| Age of Goods Vehicles | 25 |

Section 2: New Vehicles first Licensed in 2011

| | |
|---|----|
| Number of New Vehicles Licensed in 2011 broken down by Taxation Class | 26 |
| New Private Cars by Make Licensed in 2011 | 27 |
| Number of New Vehicles Licensed in 2011 by Taxation Class and Type of Fuel | 28 |
| Number of New Private Cars Licensed in 2011 by CO ₂ Emission Band and Type of Fuel | 29 |
| Number of Vehicles Licensed for the first time 2001 - 2011 by Taxation Class | 30 |
| Number of Vehicles Licensed for the first time 2001 - 2011 in each Licensing Authority area | 31 |

Section 3: Driving Licences current on 31st December, 2011

| | |
|---|----|
| Driving Licences by Type in each Licensing Authority area | 32 |
|---|----|

Figures:

| | |
|---|----|
| Vehicle Statistics 1985 - 2011 | 3 |
| Mechanically Propelled Vehicles under Current Licence | 4 |
| National Vehicle Fleet by Type of Fuel | 23 |
| Age of Private Cars | 24 |
| Age of Goods Vehicles | 25 |
| New Vehicles Licensed in 2011 by Taxation Class | 26 |

Clár

Réamhrá

leathanach

Príomhstaidrimh

1 - 2

Cuid 1: Feithiclí Inneallghluaiste faoi Cheadúnas Reatha amhail an 31 Nollaig, 2011

| | |
|---|---------|
| Staidrimh Feithiclí 1985 - 2011 | 3 |
| An Líon Feithiclí Inneallghluaiste de réir Aicme Cánachais | 4 |
| An Líon Carranna Príobháideacha de réir Toilleadh Innill & Astaíochta CO ₂ | 5 |
| An Líon Feithiclí Earraí de réir Meáchain gan Ualach | 6 |
| An Líon Carranna Príobháideacha de réir Toilleadh Innill i ngach Ceantar Údaráis Cheadúnaithe | 7 |
| An Líon Carranna Príobháideacha de réir Astaíochta CO ₂ Banda i ngach Ceantar Údaráis Cheadúnaithe | 8 |
| An Líon Feithiclí Earraí de réir Meáchain gan Ualach i ngach Ceantar Údaráis Cheadúnaithe | 9 |
| An Líon Tarracóirí de réir Aicme Cánachais i ngach Ceantar Údaráis Cheadúnaithe | 10 |
| An Líon Gluaisrothair de réir Toilleadh Innill i ngach Ceantar Údaráis Cheadúnaithe | 11 |
| An Líon Feithiclí Díolmhaithe, Seirbhíse Poiblí agus Eile i ngach Ceantar Údaráis Cheadúnaithe. | 12 |
| An Líon Carranna Príobháideacha de réir Déanaimh | 13 |
| An Líon Carranna Príobháideacha de réir Déanaimh i ngach Ceantar Údaráis Cheadúnaithe | 14 - 16 |
| An Líon Feithiclí Earraí de réir Déanaimh i ngach ceantar Údaráis Cheadúnaithe | 17 - 18 |
| An Líon Tarracóirí de réir Déanaimh i ngach ceantar Údaráis Cheadúnaithe | 19 - 20 |
| An Líon Gluaisrothair de réir Déanaimh i ngach ceantar Údaráis Cheadúnaithe | 21 - 22 |
| An Líon Feithiclí de réir Aicme Cánachais agus Cineál Breosla | 23 |
| Aois Carranna Príobháideacha de réir Toilleadh Innill & Astaíochta CO ₂ | 24 |
| Aois Feithiclí Earraí | 25 |

Cuid 2: Feithiclí Nua a Ceadúnú ar dtús i 2011

| | |
|--|----|
| An Líon Feithiclí Nua a Ceadúnú i 2011 briste síos de réir Aicme Cánachais Carranna Príobháideacha Nua de réir Déanaimh a Ceadúnú i 2011 | 26 |
| An Líon Feithiclí Nua a Ceadúnú i 2011 de réir Aicme Cánachais agus Cineál Breosla | 27 |
| An Líon Carranna Príobháideacha a Ceadúnú i 2011 de réir Astaíochta CO ₂ Banda agus Cineál Breosla | 28 |
| An Líon Feithiclí a Ceadúnú don chéad uair 2001 - 2011 de réir Aicme Cánachais | 29 |
| An Líon Feithiclí a Ceadúnú don chéad uair 2001 - 2011 i ngach ceantar Údaráis Cheadúnaithe | 30 |
| | 31 |

Cuid 3: Ceadúnais Tiomána reatha amhail an 31ú Nollaig, 2011

| | |
|--|----|
| Ceadúnais Tiomána de réir Cineáil i ngach ceantar Údaráis Cheadúnaithe | 32 |
|--|----|

Figiúirí:

| | |
|--|----|
| Staidrimh Feithicle 1985 - 2011 | 3 |
| Feithiclí Inneallghluaiste faoi Cheadúnas Reatha | 4 |
| Flít Feithiclí Náisiúnta de réir Cineál Breosla | 23 |
| Aois Carranna Príobháideacha | 24 |
| Aois Feithiclí Earraí | 25 |
| Feithiclí Nua Ceadúnaithe i 2011 de réir Aicme Cánachais | 26 |

Irish Bulletin of

VEHICLE AND DRIVER STATISTICS

2011

INTRODUCTION

This bulletin contains a broad range of statistical tables covering:

- The size, composition, age and fuel type of licensed vehicles
- New and imported used vehicles licensed for the first time.
- Driver licensing.

The bulletin shows mainly that:

- The total number of licensed vehicles at 31st December 2011 was 2,425,156. It exceeds the December 2010 level by 8,769 (0.36%) vehicles. The main components of the vehicle fleet include 1,887,810 private cars, 320,966 goods vehicles, 64,423 agricultural tractors and 36,582 motor cycles [Table 2].
- CO₂ Emission values were introduced as a basis for the assessment of motor tax in respect of all Private cars after 1st July 2008. 342,507 vehicles were licensed based on their CO₂ emissions as at 31st December 2011 [Table 3].
- 105,761 new vehicles were licensed in 2011. This represents an increase of 2,685 (2.6%) on the 2010 figure [Table 16]. 55,016 imported used vehicles were licensed in 2011, which represented a decrease of 2,326 (-0.04%), on the 2010 figure.
- 57.2% of vehicles use petrol while 42.2% operate on diesel [Table 13].
- 79% of private cars are 4 years old and over while 60% are 6 years old and over [Table 14].
- 82.3% of goods vehicles are 4 years old and over while 57.7% are 6 years old and over [Table 15].
- Licensed drivers totaled 2.66 million at 31st December 2011. 89.8% held full licenses while the balance held learner permit licenses [Table 21].

Ráiteas Staidrimh Na hÉireann

MAIDIR LE FEITHICLÍ AGUS TIOMÁNAITHE

2011

Réamhrá

Sa ráiteas seo tá réimse leathan de tháblaí staitistiúla ar a n-áirítear:

- Méid, comhdhéanamh, aois agus breosla-chinéal feithicilí ceadúnaithe.
- Feithicilí nua agus feithicilí athlámhe allmhairithe a cheadúnaítear don chéad uair.
- Ceadúnú tiománaithe.

Is iad na príomhphointí a thaispeántar sa ráiteas:

- Ar an 31 Nollaig 2011 ba é líon iomlán na bhfeithicilí ceadúnaithe ná 2,425,156. Tá an líon sin níos mó de 8,769 (0.36%) ná an leibhéal feithicilí ag Nollaig 2010. Is iad na príomhranna feithicilí san iomlán ná 1,887,810 carranna príobháideacha, 320,966 feithicil earraí, 64,423 tarracóirí talmhaíochta agus 36,582 gluaisrothair [Tábla 2].
- Tugadh luachanna Astuithe CO₂ isteach mar bhunús don mheasúnú ar mhótarcháin I leith gach carr príobháideach a cláraíodh tar éis 1 Iúil 2008. Ceadúnaíodh 342,507 feithicil bunaithe ar a n-astuithe CO₂ amhail an 31 Nollaig 2011 [Tábla 3].
- Ceadúnaíodh 105,761 feithicilí nua i 2011. Méadú 2,685 (2.6%) é sin ar fhiigiúr 2010 [Tábla 16]. Ceadúnaíodh 55,016 feithicilí úsáidte allmhairithe i 2010 rud ab ionann agus laghdú 2,326 (-0.04%) ar fhiigiúirí 2010.
- Usáideann 57.2% de fheithicilí peitreal agus oibríonn 42.2% ar diosail [Tábla 13].
- Tá 79% de na carranna príobháideacha 4 bliana d'aois agus níos mó agus tá 60% díobh 6 bliana d'aois agus níos mó [Tábla 14].
- Tá 82.3% de na feithicilí earraí 4 bliana d'aois agus níos mó agus tá 57.7% díobh 6 bliana d'aois agus níos mó [Tábla 15].
- Ba é 2.66 milliun an líon iomlán tiománaithe ceadúnaithe ar an 31 Nollaig 2011. Bhi ceadúnas iomlán ag 89.8% fad is bhí ceadúnais foghlaimeora ag an bhfuilleach [Tábla 21].

Key Statistics

1 No. of Mechanically Propelled Vehicles by Taxation Class (at 31st December, 2011).

| Year | Private Cars | Goods Vehicles | Agricultural Tractors etc. | Motor Cycles | Others | Total |
|------|--------------|----------------|----------------------------|--------------|---------|-----------|
| 1985 | 709,546 | 93,369 | 68,552 | 26,025 | 17,266 | 914,758 |
| 1990 | 796,408 | 143,166 | 72,814 | 22,744 | 19,127 | 1,054,259 |
| 1995 | 990,384 | 141,785 | 77,925 | 23,452 | 28,957 | 1,262,503 |
| 2000 | 1,319,250 | 205,575 | 73,806 | 30,638 | 52,952 | 1,682,221 |
| 2005 | 1,662,157 | 286,548 | 76,307 | 34,300 | 79,368 | 2,138,680 |
| 2011 | 1,887,810 | 320,966 | 64,423 | 36,582 | 115,375 | 2,425,156 |

2 No. of Vehicles by Type of Fuel (at 31st December, 2011).

| | | |
|---------------------|------------------|--------------|
| Petrol | 1,387,646 | 57.22% |
| Diesel | 1,022,729 | 42.17% |
| Petrol and Electric | 6,012 | 0.25% |
| Petrol and Ethanol | 8,388 | 0.35% |
| Others | <u>381</u> | <u>0.01%</u> |
| Total | 2,425,156 | 100% |

3 Age of Vehicles (at 31st December, 2011).

| | Private Cars | Goods Vehicles |
|----------------------|-----------------|-----------------|
| 4 Years old and over | 1,485,665 (79%) | 264,174 (82.3%) |
| 6 Years old and over | 1,129,030 (60%) | 185,378 (57.7%) |

4 New Vehicles -First Licensed (year ending 31st December).

| | 2011 | 2010 | Change |
|----------------------------|----------------|----------------|-----------------|
| Private Cars | 86,932 | 84,907 | 2.38% |
| Goods Vehicles | 11,188 | 10,510 | 6.45% |
| Agricultural Tractors etc. | 1,731 | 1,359 | 0.27 |
| Motor Cycles | 1,102 | 1,321 | (-16.58%) |
| Others | <u>4,808</u> | <u>4,979</u> | <u>(-2.60%)</u> |
| Total | 105,761 | 103,076 | 2.60% |

5 Driving Licensing.

(a) Classification of Licences (year ending 31st December)

| | 2011 | 2006 |
|----------------|-------------------------|-------------------------|
| Full | 2,395,131 (89.8%) | 2,012,264 (82.3%) |
| Learner Permit | <u>271,428 (10.2%)</u> | <u>431,895 (17.7%)</u> |
| Total | 2,655,048 (100%) | 2,444,159 (100%) |

Príomhstaidrimh

1 An Líon Feithiclí Ineallghluaiste de réir Aicme Canachais (amhail an 31ú Nollaig, 2011).

| Bliain | Carranna Priobháideacha | Feithiclí Earraí | Tarracóirí Taimhaíochta etc.. | Gluaisrothair | Eile | Iomlán |
|--------|-------------------------|------------------|-------------------------------|---------------|---------|------------------|
| 1985 | 709,546 | 93,369 | 68,552 | 26,025 | 17,266 | 914,758 |
| 1990 | 796,408 | 143,166 | 72,814 | 22,744 | 19,127 | 1,054,259 |
| 1995 | 990,384 | 141,785 | 77,925 | 23,452 | 28,957 | 1,262,503 |
| 2000 | 1,319,250 | 205,575 | 73,806 | 30,638 | 52,952 | 1,682,221 |
| 2005 | 1,662,157 | 286,548 | 76,307 | 34,300 | 79,368 | 2,138,680 |
| 2011 | 1,887,810 | 320,966 | 64,423 | 36,582 | 115,375 | 2,425,156 |

2 An Líon Feithiclí de réir Cineál breoisia (amhail an 31ú Nollaig, 2011).

| | | |
|--------------------------|------------------|--------------|
| Peitreal | 1,387,646 | 57.22% |
| Díosal | 1,022,729 | 42.17% |
| Peitreal agus Leictreach | 6,012 | 0.25% |
| Peitreal agus Eatánal | 8,388 | 0.35% |
| Eile | <u>381</u> | <u>0.01%</u> |
| Iomlán | 2,425,156 | 100% |

3 Aois Feithiclí (amhail an 31ú Nollaig, 2011).

| | Carranna Priobháideacha | Feithiclí Earraí |
|------------------------------|-------------------------|------------------|
| 4 bliana d'aois agus níos mó | 1,485,775 (79%) | 264,174 (82.3%) |
| 6 bliana d'aois agus níos mó | 1,129,030 (60%) | 185,378 (57.7%) |

4 Feithiclí Nua - Ceadúnaithe do chéad uair (bliain dár chríoch 31ú Nollaig).

| | 2011 | 2010 | Change |
|------------------------------|----------------|----------------|-----------------|
| Carranna Priobháideacha | 86,932 | 84,907 | 2.38% |
| Feithiclí Earraí | 11,188 | 10,510 | 6.45% |
| Tarracóirí Talmhaíochta etc. | 1,731 | 1,359 | 0.27 |
| Gluaisrothair | 1,102 | 1,321 | (-16.58%) |
| Eile | <u>4,808</u> | <u>4,979</u> | <u>(-2.60%)</u> |
| Iomlán | 105,761 | 103,076 | 2.60% |

5 Ceadúnú Tiomána

(a) Rangú Ceadúnais (bliain dár chríoch 31ú Nollaig).

| | 2011 | 2006 |
|-----------------------|-------------------------|-------------------------|
| Iomlán | 2,395,131 (89.3%) | 2,012,264 (82.3%) |
| Ceadúnas Foghlaimeora | <u>271,428 (10.2%)</u> | <u>431,895 (17.7%)</u> |
| Iomlán | 2,655,048 (100%) | 2,444,159 (100%) |

Section 1

Mechanically Propelled Vehicles under Current Licence./ Feithiclí Inneallghluaiste faoi Cheadúnas Reatha

Table 1. Vehicle Statistics 1985 - 2011. / Tablá 1. Staidrimh Feithiclí 1985 - 2011.

| Year / Bliain | Private Cars Carranna Príobháideacha | Motor Cycles Gluaisrothair | Goods Vehicles Feithiclí Earraí | Tractors, Excavators, Dumpers, etc. Tarracóirí, Tochtaltóirí, Dumpalaithe, etc. | Public Service Vehicles Feithiclí Seirbhíse Poiblí | | Exempt Vehicles Feithiclí Díolmhaithe | Others Eile | TOTAL IOMLÁN |
|------------------|--|-------------------------------|--|--|---|-------------|--|-------------|-----------------|
| | | | | | Small / Beag | Large / Mór | | | |
| 1985 | 709,546 | 26,025 | 93,369 | 68,552 | 4,358 | 3,295 | 6,905 | 2,708 | 914,758 |
| 1986 | 711,087 | 25,735 | 101,475 | 66,149 | 4,710 | 3,422 | 7,146 | 2,760 | 922,484 |
| 1987 | 736,595 | 25,828 | 111,023 | 67,597 | 4,826 | 3,521 | 7,525 | 2,838 | 959,753 |
| 1988 | 749,459 | 24,877 | 118,764 | 69,219 | 4,952 | 3,701 | 7,598 | 2,726 | 981,296 |
| 1989 | 773,396 | 24,492 | 130,020 | 72,707 | 5,061 | 3,834 | 7,238 | 2,812 | 1,019,560 |
| 1990 | 796,408 | 22,744 | 143,166 | 72,814 | 4,977 | 4,047 | 7,255 | 2,848 | 1,054,259 |
| 1991 | 836,583 | 24,652 | 148,331 | 75,742 | 5,363 | 4,388 | 7,119 | 3,367 | 1,105,545 |
| 1992 | 858,498 | 24,649 | 144,798 | 76,784 | 5,711 | 4,557 | 7,514 | 3,962 | 1,126,473 |
| 1993 | 891,027 | 23,921 | 135,225 | 77,115 | 6,144 | 4,835 | 7,874 | 5,097 | 1,151,238 |
| 1994 | 939,022 | 23,632 | 135,809 | 77,680 | 6,925 | 4,985 | 8,052 | 6,168 | 1,202,273 |
| 1995 | 990,384 | 23,452 | 141,785 | 77,925 | 8,086 | 5,282 | 8,336 | 7,253 | 1,262,503 |
| 1996 | 1,057,383 | 23,847 | 146,601 | 78,696 | 9,219 | 5,535 | 8,661 | 8,674 | 1,338,616 |
| 1997 | 1,134,429 | 24,424 | 158,158 | 78,405 | 10,340 | 5,845 | 10,336 | 10,393 | 1,432,330 |
| 1998 | 1,196,901 | 24,398 | 170,866 | 78,047 | 11,249 | 6,096 | 11,748 | 11,548 | 1,510,853 |
| 1999 | 1,269,245 | 26,677 | 188,814 | 75,591 | 13,076 | 6,564 | 12,248 | 15,941 | 1,608,156 |
| 2000 | 1,319,250 | 30,638 | 205,575 | 73,806 | 13,637 | 6,957 | 13,864 | 18,494 | 1,682,221 |
| 2001 | 1,384,704 | 32,913 | 219,510 | 73,719 | 16,547 | 7,084 | 14,965 | 20,242 | 1,769,684 |
| 2002 | 1,447,908 | 33,147 | 233,069 | 73,956 | 18,252 | 7,090 | 16,186 | 20,438 | 1,850,046 |
| 2003 | 1,507,106 | 35,094 | 251,130 | 76,425 | 19,856 | 7,392 | 17,185 | 23,241 | 1,937,429 |
| 2004 | 1,582,833 | 34,854 | 268,082 | 76,697 | 20,744 | 7,430 | 18,847 | 26,820 | 2,036,307 |
| 2005 | 1,662,157 | 34,300 | 286,548 | 76,307 | 21,888 | 7,625 | 20,321 | 29,534 | 2,138,680 |
| 2006 | 1,778,861 | 34,927 | 318,604 | 78,520 | 23,284 | 7,997 | 22,117 | 32,083 | 2,296,393 |
| 2007 | 1,882,901 | 37,178 | 345,874 | 80,239 | 26,654 | 8,451 | 24,761 | 35,506 | 2,441,564 |
| 2008 | 1,924,281 | 39,409 | 351,307 | 79,613 | 29,053 | 8,911 | 26,441 | 38,553 | 2,497,568 |
| 2009 | 1,902,429 | 39,552 | 343,940 | 75,318 | 28,284 | 8,556 | 26,954 | 42,627 | 2,467,660 |
| 2010 | 1,872,715 | 38,145 | 327,096 | 71,457 | 26,680 | 8,245 | 27,092 | 44,957 | 2,416,387 |
| 2011 | 1,887,810 | 36,582 | 320,966 | 71,677 | 25,129 | 8,276 | 27,769 | 46,947 | 2,425,156 |

Figure 1. Vehicle Statistics 1985 - 2011
 Figiúr 1. Staidrimh Feithicil 1985 - 2011

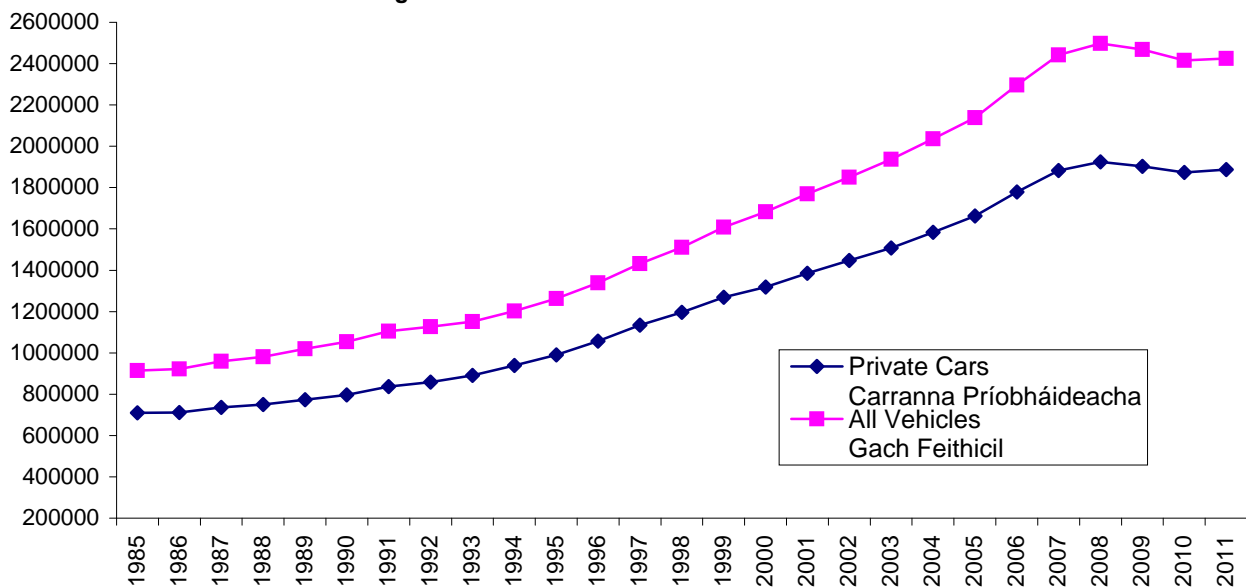


Table 2. Number of Mechanically Propelled Vehicles by Taxation Class at 31st December 2011.
(2010 figures included for comparison purposes).

Tábla 2. An Líon Feithiclí Inneallghluaiste de réir Aicme Cánachais amhail an 31ú Nollaig 2011.
(figiúirí 2010 san áireamh ar mhaithe le comparáid a dhéanamh).

| Taxation Class / Aicme Cánachais | 2011 | 2010 | Increase or Decrease Ardú nó Íslíú | % Increase or Decrease % Ardú nó Íslíú |
|---|------------------|------------------|---------------------------------------|---|
| Private Cars / Carranna Príobháideacha | 1,887,810 | 1,872,715 | 15,095 | 0.81 |
| Goods Vehicles / Feithiclí Earraí | 320,966 | 327,096 | -6,130 | -1.87 |
| Agricultural Tractors / Tarracóirí Talmhaíochta | 64,423 | 63,677 | 746 | 1.17 |
| Motorcycles / Gluaisrothair | 36,582 | 38,145 | -1,563 | -4.10 |
| Small Public Service Vehicles / Feithiclí Seirbhíse Poiblí Beaga | 25,129 | 26,680 | -1,551 | -5.81 |
| Exempt Vehicles / Feithiclí Díolmhaithe | 27,769 | 27,092 | 677 | 2.50 |
| Vintage Vehicles / Feithiclí Seanré | 27,194 | 25,197 | 1,997 | 7.93 |
| Motor Caravans / Mótarcharbháin | 10,938 | 10,770 | 168 | 1.56 |
| Large Public Service Vehicles / Feithiclí Seirbhíse Poiblí Móra | 8,276 | 8,245 | 31 | 0.38 |
| Mobile Machines / Meaisíní Soghluaiste | 5,530 | 5,642 | -112 | -1.99 |
| Excavators, Trench Diggers etc. / Tochtóirí, Tochtóirí Trinsí etc. | 4,228 | 4,390 | -162 | -3.69 |
| Small Dumpers & Forklift Truck / Dumpálaithe beaga & Trucail Ardaithe | 2,074 | 2,360 | -286 | -12.12 |
| General Haulage Tractors / Tarracóirí Iompair Ginearálta | 939 | 1,009 | -70 | -6.94 |
| Schoolbuses / Busanna Scoile | 833 | 871 | -38 | -4.36 |
| Hearses / Eileatrain | 856 | 820 | 36 | 4.39 |
| Youth/Community Buses / Busanna Óige/Pobail | 782 | 819 | -37 | -4.52 |
| Island Vehicles / Feithiclí Oileán | 814 | 838 | -24 | -2.86 |
| Off Road Dumpers / Dumpálaithe den Bhóthar | 13 | 21 | -8 | -38.10 |
| TOTAL / IOMLÁN | 2,425,156 | 2,416,387 | 8,769 | 0.36 |

Figure 2. Mechanically Propelled Vehicles Under Current Licence.
Figiúr 2. Feithiclí Innealghluaiste faoi Cheadúnas Reatha.

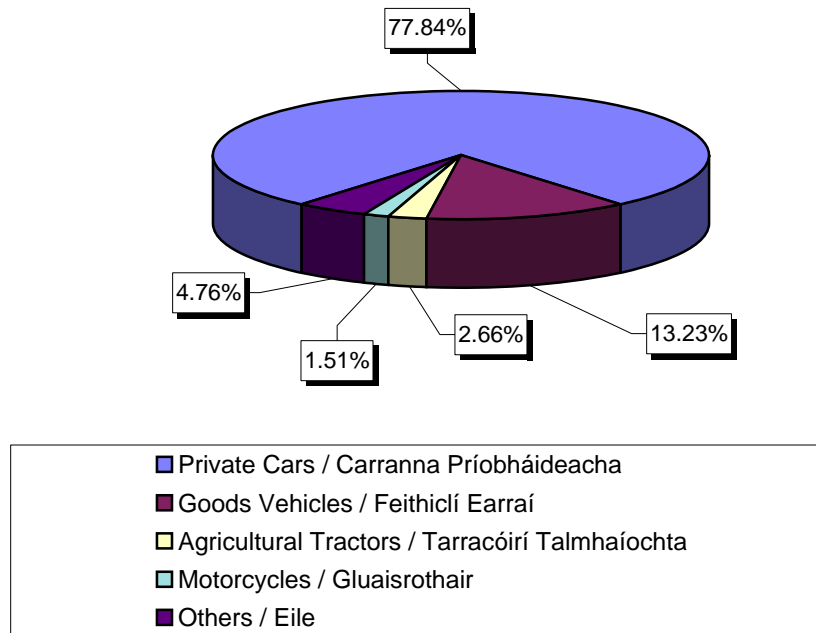


Table 3. Number of Private Cars by Engine Capacity and CO₂ Emissions.

Tábla 3. An Líon Carranna Príobhaideacha de réir Toilleach Innill & Astaíochta CO₂

| Basis for Motor Tax/An Bonn Mótarchánach | | | | | | | | | | GRAND TOTAL / IOMLÁN AR FAD | |
|---|------------------|--|----------------|---------------|---------------|--------------|--------------|------------|-------------------|--------------------------------------|------------------|
| Cubic Centimetres/ Ceintiméadar Ciúbach | Total / Iomlán | CO ₂ Emissions Band*/Astaíochta CO ₂ Banda | | | | | | | | | |
| | | A | B | C | D | E | F | G | Total / Iomlán | | |
| Not exceeding 1000 / Gan Níos mó ná 1000 | 128,675 | 8,417 | 4,939 | | | | | | | 13,356 | 142,031 |
| 1001 to/go dtí 1100 | 6,331 | 740 | 406 | | | | | | | 1,146 | 7,477 |
| 1101 to/go dtí 1200 | 88,565 | 3,074 | 22,668 | 93 | 23 | | | | | 25,858 | 114,423 |
| 1201 to/go dtí 1300 | 109,338 | 6,124 | 22,206 | 1,036 | 204 | | | | | 29,570 | 138,908 |
| 1301 to/go dtí 1400 | 413,158 | 8,428 | 20,379 | 15,805 | 5,227 | 46 | 1 | | | 49,886 | 463,044 |
| 1401 to/go dtí 1500 | 54,953 | 15,504 | 15,627 | 2,282 | 430 | 58 | 1 | | | 33,902 | 88,855 |
| 1501 to/go dtí 1600 | 246,576 | 37,343 | 17,488 | 3,896 | 3,712 | 1,722 | 22 | | | 64,183 | 310,759 |
| 1601 to/go dtí 1700 | 6,150 | 1,004 | 3,560 | 306 | 35 | 3 | | | | 4,908 | 11,058 |
| 1701 to/go dtí 1800 | 97,959 | 717 | 4,205 | 5,562 | 5,040 | 907 | 231 | 1 | | 16,663 | 114,622 |
| 1801 to/go dtí 1900 | 127,402 | 808 | 9,486 | 6,211 | 637 | 98 | 38 | | | 17,278 | 144,680 |
| 1901 to/go dtí 2000 | 174,130 | 3,543 | 34,197 | 20,384 | 6,627 | 2,466 | 552 | 10 | | 67,779 | 241,909 |
| 2001 to/go dtí 2100 | 440 | | | | | 2 | | | | 2 | 442 |
| 2101 to/go dtí 2200 | 21,650 | | 1,476 | 3,197 | 1,233 | 2,536 | 268 | 4 | | 8,714 | 30,364 |
| 2201 to/go dtí 2300 | 6,952 | | 538 | 976 | 1,098 | 759 | 9 | 4 | | 3,384 | 10,336 |
| 2301 to/go dtí 2400 | 3,732 | 1 | 5 | 8 | 41 | 66 | 183 | 5 | | 309 | 4,041 |
| 2401 to/go dtí 2500 | 19,939 | | | | 8 | 61 | 150 | 28 | | 247 | 20,186 |
| 2501 to/go dtí 2600 | 1,596 | | | | | | 78 | 1 | | 79 | 1,675 |
| 2601 to/go dtí 2700 | 3,947 | | | | 47 | 156 | 60 | 12 | | 275 | 4,222 |
| 2701 to/go dtí 2800 | 4,428 | | | | | 4 | 284 | 55 | | 343 | 4,771 |
| 2801 to/go dtí 2900 | 451 | | | | | | 4 | | | 4 | 455 |
| 2901 to/go dtí 3000 | 18,007 | | 70 | 57 | 480 | 933 | 1,719 | 320 | | 3,579 | 21,586 |
| Exceeding 3000 / Níos mó ná 3000 | 10,924 | | 230 | 111 | | 121 | 368 | 212 | | 1,042 | 11,966 |
| TOTAL / IOMLÁN | 1,545,303 | 85,703 | 157,480 | 59,924 | 24,842 | 9,938 | 3,968 | 652 | | 342,507 | 1,887,810 |

* CO₂ Emissions values were introduced as a basis for the assessment of motor tax in respect of all Private Cars registered after 1st July 2008.

* Tugadh luachanna Astuithe CO₂ isteach mar bhunús don mheasúnú ar mhótarcháin I leith gach carr príobháideach a cláraíodh tar éis 1 Iúil 2008.

Table 4. Number of Goods Vehicles by Unladen Weight.
Tábla 4. An Líon Feithiclí Earraí de réir Meáchain gan ualach.

| Unladen Weight (Kilograms)/Meáchan gan Ualach (cileagram) | Number used for carriage of goods for hire or reward 2 | An líon a húsáideadh chun earraí a iompar ar cíós nó ar son luach saothair 2 | Number used for carriage of licensee's goods only 3 | An líon a húsáideadh chun earraí a iompar don cheadúnaí amháin 3 | Total Number of Goods Vehicles (Total of Columns 2 & 3) | An líon iomlán Feithiclí Earraí (Iomlán Colúin 2 & 3) |
|---|---|---|--|---|---|---|
| Not Exceeding 610/Gan níos mó ná 610 | 81 | | 1,588 | | 1,669 | |
| 611 to/go dtí 813 | 5 | | 165 | | 170 | |
| 814 to/go dtí 1016 | 113 | | 2,119 | | 2,232 | |
| 1017 to/go dtí 1270 | 1,928 | | 51,472 | | 53,400 | |
| 1271 to/go dtí 1524 | 1,654 | | 43,963 | | 45,617 | |
| 1525 to/go dtí 1778 | 2,026 | | 53,215 | | 55,241 | |
| 1779 to/go dtí 2032 | 2,909 | | 80,526 | | 83,435 | |
| 2033 to/go dtí 2286 | 1,132 | | 31,089 | | 32,221 | |
| 2287 to/go dtí 2540 | 422 | | 9,728 | | 10,150 | |
| 2541 to/go dtí 2794 | 215 | | 3,561 | | 3,776 | |
| 2795 to/go dtí 3048 | 170 | | 2,222 | | 2,392 | |
| 3049 to/go dtí 3302 | 68 | | 966 | | 1,034 | |
| 3303 to/go dtí 3556 | 77 | | 1,030 | | 1,107 | |
| 3557 to/go dtí 3810 | 86 | | 903 | | 989 | |
| 3811 to/go dtí 4064 | 90 | | 1,007 | | 1,097 | |
| 4065 to/go dtí 5080 | 403 | | 3,297 | | 3,700 | |
| 5081 to/go dtí 6096 | 263 | | 2,025 | | 2,288 | |
| 6097 to/go dtí 7112 | 186 | | 1,263 | | 1,449 | |
| 7113 to/go dtí 8128 | 242 | | 1,603 | | 1,845 | |
| 8129 to/go dtí 9144 | 300 | | 1,726 | | 2,026 | |
| 9145 to/go dtí 10160 | 275 | | 1,420 | | 1,695 | |
| 10161 to/go dtí 11176 | 392 | | 1,714 | | 2,106 | |
| 11177 to/go dtí 12192 | 783 | | 2,277 | | 3,060 | |
| 12193 to/go dtí 13208 | 526 | | 2,050 | | 2,576 | |
| 13209 to/go dtí 14224 | 531 | | 1,810 | | 2,341 | |
| 14225 to/go dtí 15240 | 374 | | 1,217 | | 1,591 | |
| Exceeding 15241/Níos mó ná 15241 | 363 | | 1,361 | | 1,724 | |
| Sub-Total / Fo-iomlán | 15,614 | | 305,317 | | 320,931 | |
| Electrically Propelled / Leictreachas ghluaiste not exceeding 1270 kilos / gan níos mó ná 1270 exceeding 1270 kilos / níos mó ná 1270 | 0 0 | | 9 26 | | 9 26 | |
| TOTAL / IOMLÁN | 15,614 | | 305,352 | | 320,966 | |

Table 5. Number of Private Cars by Engine Capacity in each Licensing Authority Area.

Tábla 5. An Líon Carranna Príobhaideacha de réir toilleach lill i ngach Ceantar Údaráis Cheadúnaithe.

| Licensing Authority / Údarás Ceadúnaithe | ENGINE CAPACITY (CUBIC CENTIMETRES)/TOILLEADH INNILL (CENTIMEADAR CIUBACH) | | | | | | | | | | | | | | TOTAL / IOMLÁN |
|---|--|----------------|--------------|---------------|----------------|----------------|---------------|----------------|--------------|---------------|----------------|----------------|---------------|----------------------------------|-------------------|
| | Up to/Go dtí 900 | 901 - 1000 | 1001 - 1100 | 1101 - 1200 | 1201 - 1300 | 1301 - 1400 | 1401 - 1500 | 1501 - 1600 | 1601 - 1700 | 1701 - 1800 | 1801 - 1900 | 1901 - 2000 | 2001 - 2500 | 2501 and over/agus níos mó | |
| <i>County Councils / Comhairlí Contae</i> | | | | | | | | | | | | | | | |
| CARLOW / CEATHARLACH | 45 | 1,542 | 85 | 1,292 | 1,549 | 5,437 | 732 | 3,113 | 80 | 1,081 | 2,451 | 2,407 | 653 | 401 | 20,868 |
| CAVAN / AN CABHÁN | 40 | 1,661 | 68 | 1,162 | 1,448 | 5,855 | 993 | 3,121 | 142 | 1,162 | 2,971 | 2,769 | 780 | 397 | 22,569 |
| CLARE / AN CLÁR | 64 | 3,277 | 154 | 1,900 | 2,802 | 12,479 | 1,720 | 7,403 | 116 | 2,419 | 3,720 | 4,610 | 1,329 | 721 | 42,714 |
| *CORK / *CORCAIGH | 490 | 15,294 | 661 | 10,470 | 15,554 | 55,817 | 4,868 | 31,363 | 576 | 11,782 | 14,112 | 20,860 | 5,764 | 3,898 | 191,509 |
| DONEGAL / DÚN NA nGALL | 99 | 3,411 | 212 | 2,877 | 2,726 | 13,612 | 1,532 | 7,170 | 676 | 2,190 | 7,186 | 6,609 | 1,519 | 716 | 50,535 |
| *GALWAY *GAILLIMH | 129 | 5,775 | 346 | 3,827 | 4,813 | 23,474 | 3,016 | 13,309 | 353 | 4,828 | 8,785 | 9,765 | 2,887 | 1,800 | 83,107 |
| KERRY / CIARRAÍ | 100 | 4,086 | 133 | 2,628 | 3,515 | 15,934 | 2,313 | 9,396 | 234 | 3,072 | 5,150 | 5,575 | 1,582 | 935 | 54,653 |
| KILDARE / CILL DARÁ | 153 | 5,557 | 265 | 4,901 | 4,646 | 18,222 | 2,449 | 11,380 | 221 | 4,842 | 5,420 | 8,324 | 2,879 | 2,332 | 71,591 |
| KILKENNY / CILL CHAINNIGH | 72 | 2,685 | 193 | 1,831 | 2,216 | 8,948 | 1,267 | 5,026 | 118 | 1,634 | 3,108 | 3,736 | 1,203 | 650 | 32,687 |
| LAOIS / LAOIS | 43 | 1,897 | 91 | 1,254 | 1,566 | 6,158 | 974 | 3,593 | 167 | 1,263 | 2,998 | 3,107 | 902 | 450 | 24,463 |
| LEITRIM / LIATROIM | 15 | 888 | 52 | 570 | 684 | 2,712 | 387 | 1,380 | 108 | 487 | 1,931 | 1,215 | 298 | 142 | 10,869 |
| LIMERICK / LUIMNEACH | 77 | 3,932 | 178 | 2,369 | 3,184 | 14,691 | 1,752 | 8,486 | 172 | 2,831 | 4,125 | 5,442 | 1,469 | 969 | 49,677 |
| LONGFORD / AN LONGFORT | 20 | 1,020 | 55 | 597 | 696 | 3,098 | 555 | 1,778 | 60 | 588 | 1,957 | 1,481 | 387 | 189 | 12,481 |
| LOUTH / LÚ | 74 | 3,048 | 144 | 2,679 | 2,262 | 9,749 | 1,317 | 5,004 | 154 | 1,967 | 3,222 | 3,916 | 1,103 | 824 | 35,463 |
| MAYO / MAIGH EO | 68 | 3,340 | 117 | 1,816 | 2,833 | 12,493 | 1,332 | 7,150 | 258 | 2,608 | 4,919 | 5,453 | 1,423 | 724 | 44,534 |
| MEATH / AN MHÍ | 93 | 4,083 | 197 | 3,897 | 3,744 | 15,282 | 2,329 | 9,481 | 223 | 3,798 | 5,967 | 7,487 | 2,505 | 1,880 | 60,966 |
| MONAGHAN / MUINEACHÁN | 22 | 1,240 | 88 | 1,121 | 1,032 | 4,816 | 532 | 2,356 | 217 | 920 | 2,706 | 2,582 | 611 | 352 | 18,595 |
| OFFALY / UÍBH FHAILÍ | 55 | 2,142 | 90 | 1,261 | 1,493 | 6,361 | 1,082 | 3,696 | 124 | 1,225 | 2,588 | 2,969 | 770 | 408 | 24,264 |
| ROSCOMMON / ROS COMÁIN | 45 | 1,545 | 86 | 986 | 1,477 | 5,874 | 810 | 3,179 | 91 | 995 | 2,954 | 2,443 | 692 | 309 | 21,486 |
| SLIGO / SLIGEACH | 38 | 1,938 | 139 | 1,180 | 1,511 | 6,274 | 859 | 3,494 | 134 | 1,147 | 2,411 | 2,636 | 653 | 348 | 22,762 |
| NORTH TIPPERARY / TIOBRAID ÁRANN THUADH | 36 | 2,231 | 115 | 1,300 | 1,468 | 7,278 | 1,233 | 4,346 | 85 | 1,265 | 2,880 | 3,325 | 879 | 446 | 26,887 |
| SOUTH TIPPERARY / TIOBRAID ÁRANN THEAS | 68 | 2,569 | 125 | 1,688 | 2,194 | 9,300 | 1,162 | 5,013 | 112 | 1,804 | 3,024 | 3,650 | 1,101 | 564 | 32,374 |
| WATERFORD / PORT LÁIRGE | 69 | 1,993 | 68 | 1,341 | 1,689 | 6,817 | 934 | 3,946 | 57 | 1,426 | 2,128 | 2,908 | 873 | 512 | 24,761 |
| WESTMEATH / AN IARMHÍ | 76 | 2,296 | 89 | 1,743 | 1,947 | 7,461 | 1,347 | 4,309 | 169 | 1,474 | 3,908 | 3,532 | 1,050 | 578 | 29,979 |
| WEXFORD / LOCH GARMAN | 166 | 4,235 | 247 | 3,560 | 3,788 | 13,613 | 2,001 | 7,476 | 203 | 2,633 | 4,915 | 6,269 | 1,705 | 1,071 | 51,882 |
| WICKLOW / CILL MHANTÁIN | 166 | 3,962 | 245 | 3,013 | 3,786 | 12,278 | 1,716 | 7,741 | 154 | 3,399 | 3,877 | 6,235 | 2,495 | 2,109 | 51,176 |
| <i>City Councils/ Comhairlí Cathrach</i> | | | | | | | | | | | | | | | |
| *DUBLIN / *BAILE ÁTHA CLIATH | 1,266 | 35,993 | 1,900 | 24,983 | 31,755 | 99,035 | 14,514 | 66,950 | 1,078 | 32,882 | 16,447 | 41,919 | 14,442 | 15,044 | 398,208 |
| LIMERICK / LUIMNEACH | 57 | 1,825 | 109 | 1,073 | 1,493 | 5,420 | 578 | 3,199 | 33 | 1,131 | 842 | 1,459 | 388 | 303 | 17,910 |
| WATERFORD / PORT LÁIRGE | 77 | 1,487 | 79 | 1,246 | 1,467 | 4,670 | 649 | 2,718 | 35 | 1,106 | 700 | 1,447 | 371 | 281 | 16,333 |
| TOTAL/IOMLÁN | 3,723 | 124,952 | 6,331 | 88,565 | 109,338 | 413,158 | 54,953 | 246,576 | 6,150 | 97,959 | 127,402 | 174,130 | 52,713 | 39,353 | 1,545,303 |

*City and County/*Cathrach agus Contae

Table 5a. Number of Private Cars by CO₂ Emission Band in each Licensing Authority Area.

Tábla 5a. An Líon Carranna Príobhaideacha de réir Astaíochta CO₂ Banda i ngach Ceantar Údaráis Cheadúnaithe.

| Licensing Authority / Údarás Cheadúnaithe | CO ₂ EMISSIONS BAND / ASTAÍOCHTA CO ₂ BANDA | | | | | | | | GRAND TOTAL (All Private) / IOMLÁN AR FAD (Gach Príobháideacha) |
|--|---|----------------|---------------|---------------|--------------|--------------|------------|---|--|
| | A | B | C | D | E | F | G | TOTAL (CO ₂) / IOMLÁN (CO ₂) | |
| <i>County Councils / Comhairlí Contae</i> | | | | | | | | | |
| CARLOW / CEATHARLACH | 1,239 | 2,212 | 806 | 300 | 106 | 47 | 8 | 4,718 | 25,586 |
| CAVAN / AN CABHÁN | 1,281 | 2,215 | 960 | 301 | 150 | 50 | 2 | 4,959 | 27,528 |
| CLARE / AN CLÁR | 2,319 | 4,078 | 1,506 | 650 | 228 | 70 | 10 | 8,861 | 51,575 |
| *CORK / *CORCAIGH | 10,951 | 20,343 | 6,827 | 3,386 | 1,120 | 382 | 55 | 43,064 | 234,573 |
| DONEGAL / DÚN NA nGALL | 2,721 | 5,189 | 1,913 | 683 | 222 | 94 | 12 | 10,834 | 61,369 |
| *GALWAY *GAILLIMH | 4,006 | 7,569 | 3,009 | 1,088 | 413 | 198 | 17 | 16,300 | 99,407 |
| KERRY / CIARRAÍ | 2,373 | 4,322 | 1,537 | 720 | 222 | 65 | 10 | 9,249 | 63,902 |
| KILDARE / CILL DARA | 4,002 | 7,194 | 2,925 | 1,155 | 538 | 236 | 52 | 16,102 | 87,693 |
| KILKENNY / CILL CHAINNIGH | 1,945 | 3,269 | 1,259 | 502 | 172 | 78 | 6 | 7,231 | 39,918 |
| LAOIS / LAOIS | 1,462 | 2,382 | 964 | 373 | 119 | 43 | 7 | 5,350 | 29,813 |
| LEITRIM / LIATROIM | 654 | 1,048 | 412 | 121 | 31 | 13 | 1 | 2,280 | 13,149 |
| LIMERICK / LUIMNEACH | 2,996 | 5,159 | 1,839 | 828 | 359 | 97 | 15 | 11,293 | 60,970 |
| LONGFORD / AN LONGFORT | 790 | 1,228 | 523 | 140 | 65 | 20 | 2 | 2,768 | 15,249 |
| LOUTH / LÚ | 2,605 | 4,430 | 1,584 | 560 | 254 | 69 | 12 | 9,514 | 44,977 |
| MAYO / MAIGH EO | 2,159 | 4,038 | 1,650 | 550 | 212 | 55 | 11 | 8,675 | 53,209 |
| MEATH / AN MHÍ | 3,420 | 6,186 | 2,465 | 1,023 | 459 | 169 | 27 | 13,749 | 74,715 |
| MONAGHAN / MUINEACHÁN | 1,066 | 1,989 | 897 | 294 | 129 | 33 | 10 | 4,418 | 23,013 |
| OFFALY / UÍBH FHAILÍ | 1,357 | 2,402 | 922 | 360 | 146 | 46 | 4 | 5,237 | 29,501 |
| ROSCOMMON / ROS COMÁIN | 1,824 | 2,854 | 866 | 385 | 143 | 35 | 2 | 6,109 | 27,595 |
| SLIGO / SLIGEACH | 1,209 | 2,155 | 840 | 284 | 91 | 44 | 3 | 4,626 | 27,388 |
| NORTH TIPPERARY / TIOBRAID ÁRANN THUaidh | 1,868 | 3,152 | 1,087 | 402 | 146 | 45 | 6 | 6,706 | 33,593 |
| SOUTH TIPPERARY / TIOBRAID ÁRANN THEAS | 1,287 | 2,504 | 1,012 | 372 | 148 | 58 | 9 | 5,390 | 37,764 |
| WATERFORD / PORT LáIRGE | 1,415 | 2,744 | 932 | 351 | 106 | 54 | 6 | 5,608 | 30,369 |
| WESTMEATH / AN IARMHÍ | 1,744 | 2,937 | 1,082 | 406 | 161 | 63 | 10 | 6,403 | 36,382 |
| WEXFORD / LOCH GARMAN | 3,701 | 5,440 | 1,929 | 733 | 337 | 118 | 14 | 12,272 | 64,154 |
| WICKLOW / CILL MHANTÁIN | 2,344 | 4,204 | 1,616 | 742 | 342 | 155 | 18 | 9,421 | 60,597 |
| <i>City Councils/ Comhairlí Cathrach</i> | | | | | | | | | |
| *DUBLIN / *BAILE ÁTHA CLIATH | 21,225 | 42,850 | 17,359 | 7,619 | 3,286 | 1,538 | 310 | 94,187 | 492,395 |
| LIMERICK / LUIMNEACH | 837 | 1,557 | 626 | 255 | 134 | 48 | 2 | 3,459 | 21,369 |
| WATERFORD / PORT LáIRGE | 903 | 1,830 | 577 | 259 | 99 | 45 | 11 | 3,724 | 20,057 |
| TOTAL/IOMLÁN | 85,703 | 157,480 | 59,924 | 24,842 | 9,938 | 3,968 | 652 | 342,507 | 1,887,810 |

*City and County/*Cathrach agus Contae

Table 6. Number of Goods Vehicles by Unladen Weight in each Licensing Authority Area.
 Tábla 6. An Líon Feithiclí Earraí de réir Meáchain gan ualach i ngach Ceantar Udaráis Cheadúnaithe.

| Licensing Authority / Údarás Ceadúnaithe | Unladen Weight Expressed in Kilograms / Méachan gan Ualach (Cileagram) | | | | | | | | | | | | | | TOTAL IOMLÁN |
|---|--|--------------------|--------------|--------------|----------------|----------------|----------------|----------------|----------------|----------------|-----------------|------------------|------------------|-----------------------------------|-----------------|
| | Electric / Leictreach: | | Up to 813 | 814 - 1016 | 1017 - 1270 | 1271 - 1524 | 1525 - 2032 | 2033 - 4064 | 4065 - 8128 | 8129 - 9144 | 9145 - 10160 | 10161 - 11176 | 11177 - 12192 | 12193 and over/agus níos mó | |
| | Up to/Go dtí 1270 | Exc./Os C. 1270 | | | | | | | | | | | | | |
| County Councils/Comhairlí Contae | | | | | | | | | | | | | | | |
| CARLOW / CEATHARLACH | 0 | 0 | 41 | 51 | 1,078 | 851 | 2,310 | 1,028 | 169 | 27 | 21 | 31 | 57 | 180 | 5,844 |
| CAVAN / AN CABHÁN | 0 | 0 | 38 | 66 | 1,400 | 980 | 2,990 | 925 | 164 | 26 | 21 | 44 | 72 | 169 | 6,895 |
| CLARE / AN CLÁR | 0 | 1 | 230 | 61 | 1,754 | 1,361 | 4,623 | 1,329 | 195 | 37 | 31 | 31 | 39 | 169 | 9,861 |
| *CORK / *CORCAIGH | 0 | 6 | 206 | 339 | 6,732 | 5,548 | 17,834 | 5,556 | 1,299 | 241 | 203 | 224 | 286 | 1,217 | 39,691 |
| DONEGAL / DÚN NA nGALL | 0 | 0 | 51 | 192 | 2,685 | 1,865 | 5,923 | 1,867 | 347 | 66 | 49 | 90 | 108 | 245 | 13,488 |
| *GALWAY *GAILLIMH | 0 | 3 | 42 | 158 | 3,542 | 2,630 | 8,709 | 2,824 | 480 | 113 | 71 | 87 | 120 | 483 | 19,262 |
| KERRY / CIARRAÍ | 0 | 0 | 29 | 91 | 2,386 | 1,820 | 5,665 | 1,819 | 274 | 52 | 30 | 39 | 66 | 228 | 12,499 |
| KILDARE / CILL DARA | 0 | 0 | 97 | 77 | 2,086 | 1,650 | 5,816 | 2,559 | 398 | 83 | 76 | 90 | 124 | 392 | 13,448 |
| KILKENNY / CILL CHAINNIGH | 1 | 0 | 13 | 41 | 1,234 | 1,139 | 3,272 | 1,421 | 203 | 53 | 30 | 73 | 84 | 279 | 7,843 |
| LAOIS / LAOIS | 0 | 1 | 5 | 15 | 777 | 734 | 2,054 | 1,429 | 172 | 44 | 40 | 35 | 46 | 180 | 5,532 |
| LEITRIM / LIATROIM | 0 | 0 | 16 | 23 | 666 | 419 | 1,269 | 400 | 45 | 11 | 8 | 16 | 4 | 41 | 2,918 |
| LIMERICK / LUIMNEACH | 0 | 0 | 42 | 73 | 1,765 | 1,571 | 4,592 | 1,925 | 454 | 152 | 63 | 62 | 81 | 447 | 11,227 |
| LONGFORD / AN LONGFORT | 0 | 0 | 15 | 17 | 534 | 448 | 1,323 | 552 | 93 | 23 | 17 | 16 | 20 | 112 | 3,170 |
| LOUTH / LÚ | 0 | 2 | 38 | 38 | 1,250 | 1,004 | 2,952 | 1,092 | 222 | 66 | 56 | 90 | 121 | 183 | 7,114 |
| MAYO / MAIGH EO | 0 | 0 | 132 | 141 | 2,706 | 1,778 | 5,072 | 2,005 | 259 | 55 | 54 | 50 | 78 | 191 | 12,521 |
| MEATH / AN MHÍ | 1 | 0 | 36 | 82 | 2,110 | 1,724 | 5,866 | 2,332 | 428 | 74 | 75 | 132 | 164 | 352 | 13,376 |
| MONAGHAN / MUINEACHÁN | 0 | 0 | 22 | 48 | 1,334 | 976 | 2,779 | 865 | 187 | 50 | 38 | 118 | 200 | 382 | 6,999 |
| OFFALY / ÚIBH FHAILÍ | 0 | 0 | 41 | 41 | 1,179 | 745 | 2,616 | 1,100 | 151 | 26 | 31 | 27 | 47 | 153 | 6,157 |
| ROSCOMMON / ROS COMÁIN | 0 | 0 | 24 | 50 | 1,080 | 747 | 2,574 | 853 | 123 | 35 | 24 | 28 | 46 | 105 | 5,689 |
| SLIGO / SLIGEACH | 1 | 0 | 30 | 52 | 1,081 | 865 | 2,559 | 805 | 223 | 39 | 34 | 37 | 30 | 62 | 5,818 |
| NORTH TIPPERARY / TIOBRAID ÁRANN THUAIDH | 0 | 0 | 51 | 49 | 1,062 | 815 | 3,000 | 870 | 185 | 44 | 30 | 46 | 55 | 202 | 6,409 |
| SOUTH TIPPERARY / TIOBRAID ÁRANN THEAS | 0 | 0 | 27 | 57 | 1,281 | 992 | 3,135 | 1,273 | 211 | 32 | 30 | 62 | 69 | 281 | 7,450 |
| WATERFORD / PORT LÁIRGE | 0 | 0 | 31 | 46 | 898 | 770 | 2,282 | 820 | 100 | 18 | 17 | 12 | 36 | 71 | 5,101 |
| WESTMEATH / AN IARMHÍ | 0 | 0 | 77 | 45 | 972 | 1,058 | 3,319 | 1,017 | 223 | 38 | 20 | 38 | 41 | 100 | 6,948 |
| WEXFORD / LOCH GARMAN | 0 | 1 | 71 | 87 | 2,023 | 1,743 | 5,632 | 2,165 | 324 | 85 | 97 | 115 | 545 | 376 | 13,264 |
| WICKLOW / CILL MHANTÁIN | 0 | 0 | 31 | 53 | 1,112 | 1,155 | 3,513 | 2,313 | 226 | 34 | 26 | 38 | 45 | 114 | 8,660 |
| City Councils / Comhairlí Cathrach | | | | | | | | | | | | | | | |
| *DUBLIN / *BAILE ÁTHA CLIATH | 6 | 11 | 379 | 209 | 7,843 | 9,402 | 24,746 | 10,478 | 1,910 | 480 | 484 | 456 | 451 | 1,360 | 58,215 |
| LIMERICK / LUIMNEACH | 0 | 1 | 17 | 15 | 427 | 435 | 1,195 | 686 | 147 | 8 | 7 | 12 | 10 | 73 | 3,033 |
| WATERFORD / PORT LÁIRGE | 0 | 0 | 7 | 15 | 403 | 392 | 1,056 | 458 | 70 | 14 | 12 | 7 | 15 | 85 | 2,534 |
| TOTAL/IOMLÁN | 9 | 26 | 1,839 | 2,232 | 53,400 | 45,617 | 138,676 | 52,766 | 9,282 | 2,026 | 1,695 | 2,106 | 3,060 | 8,232 | 320,966 |

*City and County / *Cathrach agus Contae

Table 7. Number of Tractors by Taxation Class in each Licensing Authority Area.
Tábla 7. An Líon Tarracóirí de réir Aicme Cánachais i ngach Ceantar Údaráis Cheadúnaithe.

| Licensing Authority/ Údarás Ceadúnaithe | Tractors / Tarracóirí | | TOTAL / IOMLÁN |
|---|------------------------------|--|-------------------|
| | Agricultural /Taimhaíocht | General Haulage / Iompar Ginearálta | |
| County Councils / Comhairli Contae | | | |
| CARLOW / CEATHARLACH | 1,577 | 11 | 1,588 |
| CAVAN / AN CABHÁN | 1,919 | 1 | 1,920 |
| CLARE / AN CLÁR | 2,518 | 35 | 2,553 |
| *CORK / *CORCAIGH | 8,163 | 179 | 8,342 |
| DONEGAL / DÚN NA nGALL | 3,241 | 13 | 3,254 |
| *GALWAY *GAILLIMH | 4,230 | 100 | 4,330 |
| KERRY / CIARRAÍ | 3,533 | 63 | 3,596 |
| KILDARE / CILL DARA | 1,724 | 26 | 1,750 |
| KILKENNY / CILL CHAINNIGH | 3,376 | 37 | 3,413 |
| LAOIS / LAOIS | 2,006 | 21 | 2,027 |
| LEITRIM / LIATROIM | 778 | 5 | 783 |
| LIMERICK / LUIMNEACH | 2,794 | 16 | 2,810 |
| LONGFORD / AN LONGFORT | 989 | 2 | 991 |
| LOUTH / LÚ | 767 | 9 | 776 |
| MAYO / MAIGH EO | 4,237 | 109 | 4,346 |
| MEATH / AN MHÍ | 2,009 | 10 | 2,019 |
| MONAGHAN / MUINEACHÁN | 1,250 | 3 | 1,253 |
| OFFALY / UÍBH FHAILÍ | 1,978 | 14 | 1,992 |
| ROSCOMMON / ROS COMÁIN | 1,932 | 15 | 1,947 |
| SLIGO / SLIGEACH | 1,418 | 82 | 1,500 |
| NORTH TIPPERARY / TIOBRAID ÁRANN THUaidh | 2,239 | 32 | 2,271 |
| SOUTH TIPPERARY / TIOBRAID ÁRANN THEAS | 2,332 | 24 | 2,356 |
| WATERFORD / PORT LÁIRGE | 1,631 | 25 | 1,656 |
| WESTMEATH / AN IARMHÍ | 1,571 | 10 | 1,581 |
| WEXFORD / LOCH GARMAN | 3,504 | 28 | 3,532 |
| WICKLOW / CILL MHANTÁIN | 1,416 | 4 | 1,420 |
| City Councils / Comhairlí Cathrach | | | |
| *DUBLIN / *BAILE ÁTHA CLIATH | 1,170 | 22 | 1,192 |
| LIMERICK / LUIMNEACH | 54 | 37 | 91 |
| WATERFORD / PORT LÁIRGE | 67 | 6 | 73 |
| TOTAL /IOMLÁN | 64,423 | 939 | 65,362 |

*City & County/Cathrach & Contae

Table 7a. Number of Motor Cycles by Engine Capacity in each Licensing Authority Area.
 Tábla 7a. An Líon Gluaisrothair de réir Toilleadh Innill i ngach Ceantar Údaráis Cheadúnaithe.

| Licensing Authority/ Údarás Cheadúnaithe | Motor Cycles / Gluaisrothair | | | | |
|---|------------------------------|------------------------------------|-------------------------------------|----------------------------|-------------------|
| | Up to/Go dtí 75 c.c. | 76 c.c. up to / go dtí 150 c.c. | 151 c.c. up to / go dtí 250 c.c. | Over /Os cionn 250 c.c. | TOTAL / IOMLÁN |
| County Councils / Comhairli Contae | | | | | |
| CARLOW / CEATHARLACH | 25 | 62 | 25 | 402 | 514 |
| CAVAN / AN CABHÁN | 25 | 44 | 13 | 300 | 382 |
| CLARE / AN CLÁR | 39 | 76 | 41 | 635 | 791 |
| *CORK / *CORCAIGH | 284 | 578 | 255 | 3,766 | 4,883 |
| DONEGAL / DÚN NA nGALL | 36 | 106 | 35 | 588 | 765 |
| *GALWAY *GAILLIMH | 85 | 150 | 64 | 977 | 1,276 |
| KERRY / CIARRAÍ | 75 | 138 | 45 | 748 | 1,006 |
| KILDARE / CILL DARA | 57 | 152 | 87 | 1,512 | 1,808 |
| KILKENNY / CILL CHAINNIGH | 37 | 83 | 38 | 650 | 808 |
| LAOIS / LAOIS | 16 | 43 | 15 | 400 | 474 |
| LEITRIM / LIATROIM | 8 | 29 | 8 | 89 | 134 |
| LIMERICK / LUIMNEACH | 42 | 113 | 29 | 765 | 949 |
| LONGFORD / AN LONGFORT | 6 | 20 | 35 | 140 | 201 |
| LOUTH / LÚ | 47 | 82 | 31 | 589 | 749 |
| MAYO / MAIGH EO | 42 | 77 | 34 | 449 | 602 |
| MEATH / AN MHÍ | 49 | 118 | 68 | 1,275 | 1,510 |
| MONAGHAN / MUINEACHÁN | 12 | 33 | 5 | 206 | 256 |
| OFFALY / UÍBH FHAILÍ | 28 | 62 | 56 | 477 | 623 |
| ROSCOMMON / ROS COMÁIN | 14 | 40 | 18 | 209 | 281 |
| SLIGO / SLIGEACH | 26 | 61 | 29 | 274 | 390 |
| NORTH TIPPERARY / TIOBRAID ÁRANN THUAIDH | 24 | 47 | 26 | 401 | 498 |
| SOUTH TIPPERARY / TIOBRAID ÁRANN THEAS | 46 | 105 | 27 | 674 | 852 |
| WATERFORD / PORT LÁIRGE | 37 | 108 | 39 | 496 | 680 |
| WESTMEATH / AN IARMHÍ | 30 | 54 | 28 | 456 | 568 |
| WEXFORD / LOCH GARMAN | 60 | 166 | 57 | 1,061 | 1,344 |
| WICKLOW / CILL MHANTÁIN | 53 | 136 | 78 | 1,163 | 1,430 |
| City Councils / Comhairlí Cathrach | | | | | |
| *DUBLIN / *BAILE ÁTHA CLIATH | 1,241 | 2,088 | 793 | 7,871 | 11,993 |
| LIMERICK / LUIMNEACH | 29 | 65 | 17 | 231 | 342 |
| WATERFORD / PORT LÁIRGE | 33 | 62 | 33 | 345 | 473 |
| TOTAL /IOMLÁN | 2,506 | 4,898 | 2,029 | 27,149 | 36,582 |

* City & County/Cathrach & Contae

Table 8. Number of Exempt, Public Service and Other Vehicles in each Licensing Authority Area.

| Licensing Authority / Udarás Ceadúnaithe | **Exempt Vehicles / **Feithiclí Diolmhaithe | Public Service Vehicles / Feithiclí I Seirbhíse Poiblí | | | | | ***Other Classes / ***Aicmí Eile | GRAND TOTAL (All Classes) IOMLÁN AR FAD (Gach aicme) |
|---|--|--|----------------------|-----------------------|--------------|----------------|-------------------------------------|---|
| | | Small /Beag | | | Large / Mór | Total / Iomlán | | |
| | | Taxi / Tacsáí | Hackney / Heacnaí | Limousine / Limousine | | | | |
| County Councils / Comhairlí Contae | | | | | | | | |
| CARLOW / CEATHARLACH | 271 | 132 | 52 | 8 | 77 | 269 | 1,190 | 35,262 |
| CAVAN / AN CABHÁN | 385 | 125 | 89 | 0 | 165 | 379 | 693 | 38,182 |
| CLARE / AN CLÁR | 752 | 278 | 202 | 34 | 185 | 699 | 1,797 | 68,028 |
| *CORK / *CORCAIGH | 3,324 | 1,622 | 602 | 134 | 787 | 3,145 | 7,798 | 301,756 |
| DONEGAL / DÚN NA nGALL | 990 | 227 | 270 | 15 | 535 | 1,047 | 3,095 | 84,008 |
| *GALWAY *GAILLIMH | 1,740 | 804 | 277 | 35 | 432 | 1,548 | 3,385 | 130,948 |
| KERRY / CIARRAÍ | 863 | 269 | 206 | 67 | 389 | 931 | 3,221 | 86,018 |
| KILDARE / CILL DARA | 867 | 778 | 194 | 76 | 309 | 1,357 | 2,128 | 109,051 |
| KILKENNY / CILL CHAINNIGH | 501 | 192 | 51 | 4 | 300 | 547 | 1,455 | 54,485 |
| LAOIS / LAOIS | 326 | 185 | 64 | 8 | 131 | 388 | 1,119 | 39,679 |
| LEITRIM / LIATROIM | 216 | 49 | 43 | 7 | 91 | 190 | 456 | 17,846 |
| LIMERICK / LUIMNEACH | 819 | 251 | 124 | 38 | 225 | 638 | 2,253 | 79,666 |
| LONGFORD / AN LONGFORT | 191 | 82 | 28 | 0 | 80 | 190 | 443 | 20,435 |
| LOUTH / LÚ | 736 | 544 | 88 | 13 | 148 | 793 | 807 | 55,952 |
| MAYO / MAIGH EO | 954 | 195 | 199 | 15 | 302 | 711 | 1,312 | 73,655 |
| MEATH / AN MHÍ | 723 | 1,017 | 122 | 54 | 267 | 1,460 | 1,603 | 95,406 |
| MONAGHAN / MUINEACHÁN | 344 | 21 | 94 | 2 | 172 | 289 | 686 | 32,840 |
| OFFALY / UÍBH FHAILÍ | 356 | 111 | 116 | 13 | 173 | 413 | 1,246 | 40,288 |
| ROSCOMMON / ROS COMÁIN | 403 | 49 | 109 | 5 | 89 | 252 | 1,063 | 37,230 |
| SLIGO / SLIGEACH | 404 | 150 | 44 | 13 | 109 | 316 | 1,017 | 36,833 |
| NORTH TIPPERARY / TIOBRAID ÁRANN THUAIDH | 427 | 27 | 119 | 10 | 119 | 275 | 1,081 | 44,554 |
| SOUTH TIPPERARY / TIOBRAID ÁRANN THEAS | 524 | 11 | 195 | 2 | 153 | 361 | 1,255 | 50,562 |
| WATERFORD / PORT LÁIRGE | 285 | 76 | 44 | 16 | 93 | 229 | 1,129 | 39,449 |
| WESTMEATH / AN IARMHÍ | 331 | 319 | 39 | 13 | 111 | 482 | 846 | 47,138 |
| WEXFORD / LOCH GARMAN | 617 | 176 | 131 | 17 | 218 | 542 | 2,390 | 85,843 |
| WICKLOW / CILL MHANTÁIN | 555 | 318 | 111 | 43 | 196 | 668 | 1,785 | 75,115 |
| City Councils / Comhairlí Cathrach | | | | | | | | |
| *DUBLIN / *BAILE ÁTHA CLIATH | 9,246 | 11,769 | 197 | 300 | 2,339 | 14,605 | 7,387 | 595,033 |
| LIMERICK / LUIMNEACH | 294 | 349 | 38 | 5 | 57 | 449 | 286 | 25,864 |
| WATERFORD / PORT LÁIRGE | 325 | 175 | 28 | 5 | 24 | 232 | 336 | 24,030 |
| TOTAL / IOMLÁN | 27,769 | 20,301 | 3,876 | 952 | 8,276 | 33,405 | 53,262 | 2,425,156 |

* City and County / * Cathrach agus Contae

** Includes Government Owned, Diplomatic, Special (Invalid), Fire Brigade Vehicles, Ambulances, and Rescue Services Vehicles

** Áirítear Feithiclí Rialtais, Taidhleoireachta, Speisialta (Easlán), Feithiclí na mBrigád Dóiteáin, Otharcharranna agus Feithiclí Seirbhíse Tarrthála

*** Includes School Buses, Mobile Machines, Excavators, Dumpers, Hearses, Vintage/Veteran Cars, Motor Caravans and Island Vehicles

*** Áirítear Busanna Scoile, Meaisíní Soghluaiste, Tochtóirí, Dumpálaithe, Eileatraim, Feithiclí Seanré, Mótarcharbháin agus Feithiclí Oileán

Table 9. Number of Private Cars by Make.

Tábla 9. An Líon Carranna Príobháideacha de réir Déanamh.

| MAKE / DÉANAMH | VEHICLES / FEITHICLÍ | MAKE / DÉANAMH | VEHICLES / FEITHICLÍ |
|----------------|----------------------|-------------------------------|----------------------|
| ALFA ROMEO | 5,891 | LOTUS | 62 |
| ASTON MARTIN | 83 | MASERATI | 83 |
| AUDI | 62,758 | MAZDA | 43,433 |
| AUSTIN | 377 | MERCEDES BENZ | 56,324 |
| AUSTIN ROVER | 8 | MG | 891 |
| BEDFORD | 5 | MINI | 8,753 |
| BENTLEY | 125 | MITSUBISHI | 27,053 |
| BMW | 70,880 | NISSAN | 155,917 |
| CADILLAC | 16 | OPEL | 136,990 |
| CHEVROLET | 15,063 | PERODUA | 81 |
| CHRYSLER | 2,475 | PEUGEOT | 82,249 |
| CITROEN | 33,869 | PORSCHE | 998 |
| DAF | 1 | PROTON | 40 |
| DAIHATSU | 4,173 | RELIANT | 2 |
| DAIMLER | 27 | RENAULT | 104,045 |
| DODGE | 251 | ROLLS ROYCE | 12 |
| FERRARI | 37 | ROVER | 9,220 |
| FIAT | 40,339 | SAAB | 10,807 |
| FORD | 215,566 | SEAT | 34,465 |
| HOLDEN | 18 | SKODA | 48,694 |
| HONDA | 48,288 | SMART | 403 |
| HYUNDAI | 54,043 | SSANGYONG | 1,001 |
| ISUZU | 397 | SUBARU | 5,573 |
| IVECO | 18 | SUZUKI | 26,266 |
| JAGUAR | 4,418 | TATA | 19 |
| JEEP | 173 | TOYOTA | 278,036 |
| KIA | 20,863 | TRIUMPH | 1 |
| KUBOTA | 93 | VAUXHALL | 12,313 |
| LADA | 5 | VOLKSWAGEN | 218,510 |
| LANCIA | 27 | VOLVO | 25,567 |
| LANDROVER | 10,061 | OTHER MAKES / DÉANAMH EILE | 155 |
| LDV/DAF | 10 | MAKE UNSPECIFIED / DEANAMH | 477 |
| LEXUS | 8,937 | NEAMHSHRONAITHE | |
| LEYLAND | 75 | | |
| | | Total / Iomlán | 1,887,810 |

Table 9a. Number of Private Cars by Make in each Licensing Authority Area.

Tábla 9a. An Líon Carranna Príobháideacha de réir Déanaimh i ngach Ceantar Údaráis Cheadúnaithe.

| Licensing Authority / Údarás Ceadúnaithe | MAKE / DÉANAMH | | | | | | | | | | | |
|---|----------------|--------|--------|-----------|----------|---------|----------|--------|---------|--------|---------|-------|
| | ALFA ROMEO | AUDI | BMW | CHEVROLET | CHRYSLER | CITROEN | DAIHATSU | FIAT | FORD | HONDA | HYUNDAI | ISUZU |
| County Councils/Comhairlí Contae | | | | | | | | | | | | |
| CARLOW / CEATHARLACH | 61 | 999 | 770 | 237 | 45 | 564 | 52 | 644 | 2,896 | 481 | 826 | 6 |
| CAVAN / AN CABHÁN | 39 | 1,023 | 700 | 304 | 25 | 443 | 54 | 367 | 3,094 | 533 | 687 | 6 |
| CLARE / AN CLÁR | 114 | 1,595 | 1,442 | 265 | 59 | 1,180 | 125 | 766 | 6,654 | 1,047 | 1,456 | 10 |
| *CORK / *CORCAIGH | 750 | 7,434 | 8,415 | 1,303 | 244 | 3,397 | 497 | 5,868 | 32,823 | 5,495 | 5,780 | 34 |
| DONEGAL / DÚN NA NGALL | 70 | 1,950 | 1,634 | 294 | 54 | 946 | 158 | 718 | 5,879 | 1,732 | 1,243 | 9 |
| *GALWAY / *GAILLIMH | 198 | 3,526 | 3,427 | 690 | 131 | 1,986 | 143 | 1,377 | 12,298 | 2,436 | 2,789 | 18 |
| KERRY / CIARRAÍ | 101 | 1,820 | 1,576 | 484 | 51 | 1,178 | 113 | 954 | 7,675 | 1,383 | 1,646 | 10 |
| KILDARE / CILL DARA | 269 | 3,050 | 3,734 | 568 | 109 | 2,226 | 158 | 1,659 | 9,387 | 2,056 | 2,543 | 27 |
| KILKENNY / CILL CHAINNIGH | 94 | 1,380 | 1,212 | 440 | 38 | 813 | 94 | 552 | 4,185 | 925 | 1,634 | 10 |
| LAOIS / LAOIS | 63 | 970 | 842 | 179 | 29 | 595 | 48 | 513 | 3,898 | 879 | 815 | 7 |
| LEITRIM / LIATROIM | 17 | 499 | 266 | 88 | 11 | 227 | 17 | 198 | 1,266 | 195 | 271 | 2 |
| LIMERICK / LUIMNEACH | 122 | 1,910 | 2,094 | 344 | 69 | 850 | 97 | 878 | 8,483 | 1,289 | 1,909 | 6 |
| LONGFORD / AN LONGFORT | 21 | 631 | 390 | 102 | 6 | 207 | 60 | 265 | 1,267 | 316 | 519 | 3 |
| LOUTH / LÚ | 96 | 1,443 | 1,550 | 402 | 42 | 841 | 96 | 845 | 4,628 | 949 | 1,164 | 7 |
| MAYO / MAIGH EO | 74 | 1,913 | 1,308 | 389 | 43 | 923 | 87 | 696 | 7,500 | 1,375 | 1,213 | 11 |
| MEATH / AN MHÍ | 242 | 2,540 | 2,847 | 668 | 75 | 1,571 | 137 | 1,682 | 6,961 | 1,664 | 2,173 | 24 |
| MONAGHAN / MUINEACHÁN | 33 | 838 | 731 | 139 | 38 | 304 | 45 | 263 | 2,165 | 389 | 592 | 5 |
| OFFALY / UÍBH FHAILÍ | 65 | 923 | 825 | 218 | 34 | 836 | 83 | 417 | 3,161 | 534 | 807 | 5 |
| ROSCOMMON / ROS COMÁIN | 31 | 819 | 658 | 188 | 19 | 365 | 37 | 396 | 3,637 | 534 | 757 | 6 |
| SLIGO / SLIGEACH | 49 | 833 | 831 | 159 | 26 | 482 | 54 | 382 | 2,926 | 660 | 783 | 2 |
| NORTH TIPPERARY / TIOBRAID ÁRANN THUaidh | 54 | 1,003 | 944 | 162 | 29 | 719 | 98 | 390 | 3,342 | 723 | 1,006 | 11 |
| SOUTH TIPPERARY / TIOBRAID ÁRANN THEAS | 83 | 1,285 | 1,181 | 334 | 38 | 797 | 96 | 728 | 4,809 | 911 | 1,014 | 12 |
| WATERFORD / PORT Láirge | 90 | 939 | 931 | 462 | 29 | 491 | 73 | 638 | 2,903 | 659 | 759 | 4 |
| WESTMEATH / AN IARMHÍ | 75 | 1,407 | 1,150 | 373 | 38 | 820 | 100 | 920 | 3,137 | 771 | 1,090 | 10 |
| WEXFORD / LOCH GARMAN | 145 | 1,646 | 1,925 | 573 | 67 | 1,888 | 144 | 1,399 | 6,781 | 1,711 | 1,925 | 12 |
| WICKLOW / CILL MHANTÁIN | 253 | 1,955 | 2,277 | 746 | 145 | 932 | 162 | 1,792 | 5,792 | 1,681 | 1,985 | 39 |
| City Councils/ Comhairlí Cathrach | | | | | | | | | | | | |
| *DUBLIN / *BAILE ÁTHA CLIATH | 2,528 | 17,209 | 25,775 | 4,239 | 942 | 7,659 | 1,233 | 13,919 | 52,717 | 16,006 | 15,143 | 97 |
| LIMERICK / LUIMNEACH | 67 | 619 | 720 | 295 | 24 | 272 | 48 | 569 | 3,148 | 469 | 850 | 3 |
| WATERFORD / PORT Láirge | 87 | 599 | 725 | 418 | 15 | 357 | 64 | 544 | 2,154 | 485 | 664 | 1 |
| TOTAL / IOMLÁN | 5,891 | 62,758 | 70,880 | 15,063 | 2,475 | 33,869 | 4,173 | 40,339 | 215,566 | 48,288 | 54,043 | 397 |

*City and County / *Cathrach agus Contae

Table 9a. (continued) Number of Private Cars by Make in each Licensing Authority Area.

Tábla 9a. (ar lean) An Líon Carranna Príobháideacha de réir Déanaimh i ngach Ceantar Údaráis Cheadúnaithe.

| Licensing Authority / Údarás Cheadúnaithe | MAKE / DÉANAMH | | | | | | | | | | | | | | |
|--|----------------|--------|-----------|-------|--------|------------------|-----|-------|------------|---------|---------|---------|---------|---------|-------|
| | JAGUAR | KIA | LANDROVER | LEXUS | MAZDA | MERCEDES BENZ | MG | MINI | MITSUBISHI | NISSAN | OPEL | PEUGEOT | PORSCHE | RENAULT | ROVER |
| County Councils/Comhairlí Contae | | | | | | | | | | | | | | | |
| CARLOW / CEATHARLACH | 57 | 336 | 113 | 49 | 925 | 620 | 18 | 69 | 421 | 1,972 | 1,794 | 1,560 | 3 | 1,659 | 138 |
| CAVAN / AN CABHÁN | 39 | 222 | 129 | 69 | 572 | 694 | 17 | 82 | 419 | 2,477 | 2,069 | 998 | 3 | 1,329 | 144 |
| CLARE / AN CLÁR | 79 | 583 | 242 | 206 | 1,752 | 1,020 | 21 | 140 | 772 | 4,877 | 2,875 | 1,920 | 10 | 2,262 | 342 |
| *CORK / *CORCAIGH | 378 | 2,375 | 995 | 1,407 | 6,391 | 5,286 | 65 | 1,085 | 2,403 | 13,177 | 19,058 | 8,115 | 80 | 13,091 | 879 |
| DONEGAL / DÚN NA NGALL | 57 | 1,151 | 337 | 211 | 1,013 | 852 | 37 | 171 | 798 | 3,250 | 5,593 | 2,820 | 9 | 2,978 | 426 |
| *GALWAY / *GAILLIMH | 239 | 746 | 514 | 525 | 1,980 | 2,459 | 49 | 341 | 1,257 | 7,619 | 7,673 | 4,012 | 23 | 4,149 | 540 |
| KERRY / CIARRAÍ | 71 | 446 | 306 | 197 | 1,686 | 1,512 | 12 | 138 | 953 | 5,951 | 4,566 | 2,738 | 16 | 3,846 | 307 |
| KILDARE / CILL DARA | 206 | 1,473 | 708 | 427 | 1,792 | 2,750 | 41 | 451 | 1,358 | 6,726 | 5,540 | 4,165 | 37 | 6,514 | 442 |
| KILKENNY / CILL CHAINNIGH | 59 | 676 | 224 | 117 | 674 | 888 | 19 | 140 | 1,006 | 3,676 | 2,581 | 2,029 | 5 | 1,885 | 212 |
| LAOIS / LAOIS | 42 | 573 | 107 | 79 | 515 | 736 | 9 | 89 | 353 | 2,541 | 2,336 | 1,279 | 4 | 1,509 | 119 |
| LEITRIM / LIATROIM | 15 | 79 | 55 | 23 | 145 | 227 | 1 | 33 | 174 | 967 | 1,719 | 487 | 1 | 542 | 69 |
| LIMERICK / LUIMNEACH | 107 | 619 | 278 | 195 | 1,110 | 1,379 | 14 | 249 | 633 | 4,961 | 4,940 | 2,773 | 18 | 2,892 | 241 |
| LONGFORD / AN LONGFORT | 22 | 103 | 59 | 43 | 259 | 341 | 5 | 39 | 258 | 1,346 | 859 | 599 | | 570 | 64 |
| LOUTH / LÚ | 96 | 744 | 219 | 126 | 1,056 | 1,272 | 25 | 172 | 370 | 3,363 | 2,966 | 2,561 | 16 | 3,409 | 242 |
| MAYO / MAIGH EO | 71 | 354 | 195 | 168 | 686 | 1,133 | 17 | 109 | 758 | 3,903 | 4,461 | 2,130 | 2 | 1,450 | 279 |
| MEATH / AN MHÍ | 182 | 1,015 | 522 | 300 | 1,856 | 2,744 | 53 | 351 | 1,012 | 5,783 | 4,065 | 3,641 | 28 | 5,757 | 334 |
| MONAGHAN / MUINEACHÁN | 31 | 117 | 84 | 44 | 682 | 599 | 6 | 86 | 232 | 1,185 | 2,996 | 1,235 | 5 | 872 | 100 |
| OFFALY / UÍBH FHAILÍ | 37 | 368 | 107 | 80 | 996 | 759 | 9 | 80 | 535 | 2,959 | 1,890 | 1,470 | 3 | 1,467 | 129 |
| ROSCOMMON / ROS COMÁIN | 39 | 288 | 82 | 88 | 298 | 532 | 9 | 82 | 412 | 2,420 | 2,202 | 980 | 3 | 1,523 | 113 |
| SLIGO / SLIGEACH | 37 | 165 | 87 | 75 | 555 | 494 | 19 | 105 | 395 | 2,254 | 2,251 | 1,218 | 5 | 1,051 | 162 |
| NORTH TIPPERARY / TIOBRAID ÁRANN THUATH | 29 | 505 | 137 | 65 | 866 | 752 | 7 | 111 | 349 | 3,363 | 2,029 | 2,002 | 8 | 2,057 | 151 |
| SOUTH TIPPERARY / TIOBRAID ÁRANN THEAS | 38 | 482 | 153 | 119 | 859 | 868 | 21 | 145 | 603 | 3,267 | 2,913 | 1,698 | 2 | 1,697 | 233 |
| WATERFORD / PORT LÁIRGE | 46 | 324 | 186 | 133 | 916 | 702 | 20 | 114 | 549 | 2,961 | 2,387 | 1,290 | 4 | 1,532 | 145 |
| WESTMEATH / AN IARMHÍ | 77 | 471 | 140 | 114 | 735 | 879 | 11 | 135 | 553 | 3,200 | 2,506 | 1,479 | 9 | 2,736 | 143 |
| WEXFORD / LOCH GARMAN | 160 | 848 | 456 | 178 | 2,317 | 1,351 | 38 | 192 | 1,231 | 5,847 | 4,470 | 3,672 | 18 | 4,752 | 409 |
| WICKLOW / CILL MHANTÁIN | 202 | 706 | 757 | 304 | 1,327 | 2,105 | 36 | 346 | 995 | 5,544 | 3,629 | 2,932 | 59 | 2,944 | 445 |
| City Councils/ Comhairlí Cathrach | | | | | | | | | | | | | | | |
| *DUBLIN / *BAILE ÁTHA CLIATH | 1,941 | 4,720 | 2,715 | 3,456 | 10,458 | 22,391 | 287 | 3,523 | 7,586 | 46,764 | 32,521 | 20,381 | 604 | 26,922 | 2,252 |
| LIMERICK / LUIMNEACH | 35 | 224 | 66 | 88 | 410 | 533 | 9 | 91 | 253 | 1,657 | 2,134 | 885 | 14 | 1,128 | 90 |
| WATERFORD / PORT LÁIRGE | 26 | 150 | 88 | 51 | 602 | 446 | 16 | 84 | 415 | 1,907 | 1,967 | 1,180 | 9 | 1,522 | 70 |
| TOTAL / IOMLÁN | 4,418 | 20,863 | 10,061 | 8,937 | 43,433 | 56,324 | 891 | 8,753 | 27,053 | 155,917 | 136,990 | 82,249 | 998 | 104,045 | 9,220 |

*City and County / *Cathrach agus Contae

Table 9a. (continued) Number of Private Cars by Make in each Licensing Authority Area.

Tábla 9a. (ar lean) An Líon Carranna Priobháideacha de réir Déanaimh i ngach Ceantar Údaráis Cheadúnaithe.

| Licensing Authority / Údarás Cheadúnaithe | MAKE / DÉANAMH | | | | | | | | | | | | TOTAL / IOMLÁN |
|--|----------------|--------|--------|-----------|--------|--------|---------|----------|------------|--------|-------------------------------------|--|-------------------|
| | SAAB | SEAT | SKODA | SSANGYONG | SUBARU | SUZUKI | TOYOTA | VAUXHALL | VOLKSWAGEN | VOLVO | OTHER MAKES / DÉANAMH EILE | MAKE UNSPECIFIED / DÉANAMH NEAMHSHONRAITHE | |
| County Councils/Comhairlí Contae | | | | | | | | | | | | | |
| CARLOW / CEATHARLACH | 102 | 466 | 661 | 16 | 77 | 365 | 2,777 | 115 | 3,326 | 347 | 14 | 5 | 25,586 |
| CAVAN / AN CABHÁN | 75 | 559 | 968 | 18 | 68 | 304 | 4,875 | 320 | 3,555 | 224 | 13 | 11 | 27,528 |
| CLARE / AN CLÁR | 239 | 673 | 957 | 30 | 101 | 1,072 | 9,621 | 260 | 6,142 | 611 | 41 | 14 | 51,575 |
| *CORK / *CORCAIGH | 1,443 | 4,244 | 6,217 | 118 | 665 | 3,759 | 42,231 | 981 | 24,806 | 3,023 | 213 | 48 | 234,573 |
| DONEGAL / DÚN NA NGALL | 199 | 1,477 | 2,179 | 22 | 253 | 1,267 | 11,330 | 2,346 | 7,161 | 665 | 63 | 17 | 61,369 |
| *GALWAY / *GAILLIMH | 456 | 1,334 | 3,210 | 43 | 202 | 976 | 17,047 | 812 | 12,309 | 1,763 | 87 | 23 | 99,407 |
| KERRY / CIARRÁÍ | 194 | 1,154 | 2,125 | 50 | 204 | 1,114 | 10,960 | 444 | 7,065 | 778 | 50 | 28 | 63,902 |
| KILDARE / CILL DARA | 440 | 1,834 | 2,388 | 36 | 293 | 1,345 | 11,207 | 328 | 10,031 | 1,260 | 94 | 21 | 87,693 |
| KILKENNY / CILL CHAINNIGH | 202 | 1,140 | 860 | 26 | 105 | 635 | 5,832 | 164 | 4,851 | 502 | 22 | 11 | 39,918 |
| LAOIS / LAOIS | 94 | 725 | 1,105 | 16 | 72 | 628 | 3,817 | 184 | 3,714 | 310 | 18 | 1 | 29,813 |
| LEITRIM / LIATROIM | 53 | 180 | 600 | 6 | 31 | 166 | 1,736 | 244 | 2,411 | 111 | 12 | 5 | 13,149 |
| LIMERICK / LUIMNEACH | 268 | 675 | 1,402 | 31 | 109 | 548 | 11,404 | 266 | 7,051 | 692 | 48 | 16 | 60,970 |
| LONGFORD / AN LONGFORT | 57 | 192 | 651 | 13 | 54 | 189 | 2,754 | 119 | 2,743 | 105 | 11 | 7 | 15,249 |
| LOUTH / LÚ | 148 | 992 | 1,287 | 32 | 71 | 582 | 6,980 | 472 | 5,269 | 387 | 48 | 9 | 44,977 |
| MAYO / MAIGH EO | 178 | 731 | 1,668 | 26 | 102 | 572 | 10,557 | 731 | 6,628 | 708 | 42 | 18 | 53,209 |
| MEATH / AN MHÍ | 410 | 1,380 | 2,469 | 76 | 223 | 1,004 | 10,394 | 360 | 9,203 | 884 | 72 | 13 | 74,715 |
| MONAGHAN / MUINEACHÁN | 123 | 1,028 | 639 | 10 | 53 | 358 | 3,190 | 591 | 2,997 | 169 | 27 | 12 | 23,013 |
| OFFALY / UÍBH FHAILÍ | 102 | 691 | 614 | 12 | 66 | 361 | 4,968 | 170 | 3,448 | 250 | 18 | 4 | 29,501 |
| ROSCOMMON / ROS COMÁIN | 87 | 564 | 1,000 | 12 | 70 | 334 | 4,556 | 262 | 3,915 | 250 | 24 | 3 | 27,595 |
| SLIGO / SLIGEACH | 98 | 482 | 1,189 | 15 | 108 | 367 | 4,830 | 410 | 3,492 | 307 | 23 | 7 | 27,388 |
| NORTH TIPPERARY / TIOBRAID ÁRANN THUaidh | 102 | 639 | 815 | 14 | 127 | 403 | 5,887 | 138 | 4,182 | 346 | 20 | 8 | 33,593 |
| SOUTH TIPPERARY / TIOBRAID ÁRANN THEAS | 144 | 389 | 633 | 23 | 124 | 508 | 6,227 | 188 | 4,572 | 513 | 50 | 7 | 37,764 |
| WATERFORD / PORT Láirge | 224 | 612 | 708 | 39 | 101 | 578 | 4,818 | 136 | 3,380 | 452 | 23 | 11 | 30,369 |
| WESTMEATH / AN IARMHÍ | 180 | 788 | 784 | 24 | 76 | 405 | 5,248 | 267 | 5,149 | 345 | 28 | 9 | 36,382 |
| WEXFORD / LOCH GARMAN | 384 | 1,540 | 1,299 | 37 | 252 | 1,317 | 7,443 | 293 | 6,602 | 715 | 100 | 17 | 64,154 |
| WICKLOW / CILL MHANTÁIN | 475 | 1,378 | 1,434 | 50 | 439 | 1,137 | 6,566 | 197 | 7,764 | 938 | 116 | 13 | 60,597 |
| City Councils/ Comhairlí Cathrach | | | | | | | | | | | | | |
| *DUBLIN / *BAILE ÁTHA CLIATH | 4,063 | 8,018 | 10,076 | 176 | 1,400 | 5,333 | 55,795 | 1,397 | 52,746 | 8,378 | 890 | 135 | 492,395 |
| LIMERICK / LUIMNEACH | 125 | 225 | 288 | 10 | 37 | 301 | 3,191 | 60 | 2,145 | 268 | 17 | 1 | 21,369 |
| WATERFORD / PORT Láirge | 142 | 355 | 468 | 20 | 90 | 338 | 1,795 | 58 | 1,853 | 266 | 23 | 3 | 20,057 |
| TOTAL / IOMLÁN | 10,807 | 34,465 | 48,694 | 1,001 | 5,573 | 26,266 | 278,036 | 12,313 | 218,510 | 25,567 | 2,207 | 477 | 1,887,810 |

*City and County / *Cathrach agus Contae

Table 10. Number of Goods Vehicles by Make in each Licensing Authority Area.

Tábla 10. An Líon Feithiclí Earraí de réir Déanaimh i ngach Ceantar Údaráis Cheadúnaithe.

| Licensing Authority / Údarás Cheadúnaithe | MAKE / DÉANAMH | | | | | | | | | | | | | | | | | |
|--|----------------|-----------|----------|---------|-------|----------|-------|--------|-------|---------|--------|-------|-------|-----------|---------|-------|-------|------------------|
| | BMW | CHEVROLET | CHRYSLER | CITROEN | DAF | DAIHATSU | FIAT | FORD | HINO | HYUNDAI | ISUZU | IVECO | KIA | LANDROVER | LEYLAND | MAN | MAZDA | MERCEDES BENZ |
| County Councils/Comhairlí Contae | | | | | | | | | | | | | | | | | | |
| CARLOW / CEATHARLACH | 18 | 8 | 19 | 439 | 58 | 20 | 114 | 684 | 37 | 81 | 258 | 65 | 52 | 88 | 13 | 79 | 33 | 226 |
| CAVAN / AN CABHÁN | 13 | 3 | 17 | 529 | 59 | 54 | 76 | 952 | 17 | 64 | 339 | 55 | 48 | 70 | 14 | 23 | 14 | 230 |
| CLARE / AN CLÁR | 24 | 11 | 18 | 1,132 | 66 | 15 | 124 | 1,146 | 29 | 141 | 399 | 74 | 47 | 157 | 20 | 66 | 50 | 255 |
| *CORK / *CORCAIGH | 62 | 100 | 84 | 2,374 | 991 | 113 | 1,099 | 6,195 | 132 | 536 | 1,409 | 437 | 184 | 513 | 81 | 245 | 203 | 1,172 |
| DONEGAL / DÚN NA NGALL | 9 | 6 | 40 | 1,168 | 152 | 58 | 127 | 2,636 | 29 | 76 | 503 | 95 | 86 | 285 | 27 | 208 | 34 | 346 |
| *GALWAY / *GAILLIMH | 40 | 34 | 66 | 1,613 | 211 | 46 | 253 | 2,880 | 76 | 333 | 731 | 177 | 108 | 297 | 36 | 184 | 58 | 843 |
| KERRY / CIARRAÍ | 19 | 21 | 37 | 1,215 | 114 | 68 | 177 | 1,903 | 38 | 207 | 414 | 91 | 55 | 163 | 23 | 38 | 54 | 264 |
| KILDARE / CILL DARA | 46 | 14 | 29 | 753 | 167 | 19 | 220 | 1,912 | 67 | 179 | 698 | 187 | 197 | 242 | 37 | 100 | 49 | 506 |
| KILKENNY / CILL CHAINNIGH | 19 | 12 | 19 | 518 | 142 | 35 | 71 | 964 | 41 | 128 | 428 | 84 | 44 | 115 | 10 | 68 | 24 | 286 |
| LAOIS / LAOIS | 16 | 5 | 12 | 285 | 81 | 10 | 94 | 977 | 16 | 89 | 295 | 55 | 60 | 85 | 23 | 44 | 20 | 230 |
| LEITRIM / LIATROIM | 3 | 6 | 4 | 229 | 23 | 20 | 26 | 339 | 4 | 32 | 147 | 13 | 18 | 30 | 7 | 6 | 9 | 65 |
| LIMERICK / LUIMNEACH | 13 | 20 | 25 | 790 | 214 | 27 | 110 | 1,769 | 28 | 227 | 451 | 113 | 64 | 144 | 52 | 151 | 56 | 625 |
| LONGFORD / AN LONGFORT | 16 | 4 | 2 | 192 | 43 | 14 | 37 | 456 | 3 | 49 | 105 | 36 | 19 | 33 | 8 | 21 | 8 | 75 |
| LOUTH / LÚ | 7 | 10 | 14 | 454 | 71 | 16 | 99 | 1,057 | 45 | 70 | 229 | 109 | 30 | 110 | 17 | 37 | 26 | 378 |
| MAYO / MAIGH EO | 25 | 12 | 30 | 1,152 | 82 | 56 | 198 | 2,033 | 37 | 178 | 487 | 79 | 53 | 173 | 16 | 70 | 36 | 338 |
| MEATH / AN MHÍ | 36 | 18 | 34 | 838 | 157 | 31 | 169 | 1,562 | 130 | 166 | 549 | 166 | 105 | 259 | 33 | 72 | 58 | 704 |
| MONAGHAN / MUINEACHÁN | 12 | 9 | 27 | 516 | 24 | 43 | 59 | 995 | 11 | 49 | 323 | 47 | 13 | 110 | 6 | 76 | 30 | 254 |
| OFFALY / UÍBH FHAILÍ | 14 | 5 | 23 | 548 | 65 | 20 | 90 | 867 | 57 | 100 | 306 | 80 | 39 | 86 | 20 | 25 | 47 | 217 |
| ROSCOMMON / ROS COMÁIN | 10 | 14 | 12 | 329 | 60 | 30 | 66 | 788 | 18 | 72 | 271 | 34 | 36 | 62 | 15 | 28 | 23 | 147 |
| SLIGO / SLIGEACH | 4 | 10 | 11 | 404 | 29 | 18 | 92 | 854 | 7 | 66 | 218 | 26 | 28 | 113 | 10 | 31 | 14 | 233 |
| NORTH TIPPERARY / TIOBRAID ÁRANN THUADH | 10 | 6 | 17 | 438 | 121 | 23 | 81 | 752 | 14 | 143 | 332 | 56 | 68 | 80 | 26 | 51 | 34 | 174 |
| SOUTH TIPPERARY / TIOBRAID ÁRANN THEAS | 10 | 4 | 19 | 561 | 94 | 38 | 143 | 1,010 | 19 | 132 | 330 | 88 | 66 | 118 | 19 | 33 | 43 | 333 |
| WATERFORD / PORT LÁIRGE | 6 | 10 | 16 | 273 | 42 | 22 | 128 | 559 | 11 | 56 | 183 | 39 | 41 | 101 | 5 | 29 | 31 | 133 |
| WESTMEATH / AN IARMHÍ | 16 | 9 | 22 | 462 | 52 | 24 | 142 | 1,044 | 23 | 91 | 253 | 89 | 49 | 70 | 23 | 66 | 22 | 252 |
| WEXFORD / LOCH GARMAN | 29 | 22 | 32 | 877 | 443 | 45 | 291 | 1,465 | 58 | 205 | 641 | 246 | 92 | 280 | 15 | 138 | 91 | 731 |
| WICKLOW / CILL MHANTÁIN | 29 | 19 | 19 | 272 | 84 | 21 | 196 | 1,146 | 40 | 112 | 522 | 123 | 38 | 254 | 19 | 67 | 44 | 315 |
| City Councils/ Comhairlí Cathrach | | | | | | | | | | | | | | | | | | |
| *DUBLIN / *BAILE ÁTHA CLIATH | 180 | 73 | 159 | 1,933 | 1,330 | 20 | 1,641 | 14,243 | 168 | 810 | 1,706 | 1,057 | 465 | 880 | 87 | 563 | 77 | 3,643 |
| LIMERICK / LUIMNEACH | 6 | 8 | 7 | 198 | 50 | | 41 | 782 | 3 | 62 | 72 | 20 | 18 | 72 | 5 | 35 | 4 | 202 |
| WATERFORD / PORT LÁIRGE | 3 | 7 | 7 | 198 | 39 | | 73 | 455 | 4 | 35 | 74 | 36 | 11 | 59 | 3 | 10 | 4 | 87 |
| TOTAL / IOMLÁN | 695 | 480 | 821 | 20,690 | 5,064 | 909 | 6,037 | 52,425 | 1,162 | 4,489 | 12,673 | 3,777 | 2,134 | 5,049 | 670 | 2,564 | 1,196 | 13,264 |

*City and County / *Cathrach agus Contae

Table 10. (continued) Number of Goods Vehicles by Make in each Licensing Authority Area.

Table 10. (ar lean) An Líon Feithiclí Earraí de réir Déanamh i ngach ceantar Údaráis Cheadúnaithe.

| Licensing Authority / Údarás Cheadúnaithe | MAKE / DÉANAMH | | | | | | | | | | | | | | | | TOTAL /IOMLÁN |
|---|----------------|--------|--------|---------|---------|-------|--------|-------|-----------|--------|--------|----------|------------|-------|-------------------------------------|---|------------------|
| | MITSUBISHI | NISSAN | OPEL | PEUGEOT | RENAULT | ROVER | SCANIA | SEAT | SSANGYONG | SUZUKI | TOYOTA | VAUXHALL | VOLKSWAGEN | VOLVO | OTHER MAKES / DÉANAMH EILE | MAKE UNSPECIFIED / DÉANAMH NEAMH- SHRONRAITHE | |
| County Councils/Comhairlí Contae | | | | | | | | | | | | | | | | | |
| CARLOW / CEATHARLACH | 534 | 397 | 196 | 260 | 323 | 31 | 81 | 80 | 5 | 26 | 768 | 33 | 686 | 87 | 30 | 15 | 5,844 |
| CAVAN / AN CABHÁN | 497 | 368 | 176 | 343 | 354 | 41 | 146 | 100 | 23 | 19 | 1,092 | 60 | 955 | 108 | 25 | 11 | 6,895 |
| CLARE / AN CLÁR | 972 | 585 | 181 | 419 | 353 | 67 | 126 | 91 | 13 | 30 | 1,720 | 45 | 1,327 | 105 | 29 | 24 | 9,861 |
| *CORK / *CORCAIGH | 2,531 | 2,262 | 1,526 | 1,734 | 1,623 | 237 | 518 | 649 | 106 | 100 | 6,890 | 211 | 4,430 | 684 | 202 | 58 | 39,691 |
| DONEGAL / DÚN NA NGALL | 896 | 618 | 301 | 877 | 500 | 108 | 171 | 206 | 10 | 48 | 1,894 | 266 | 1,398 | 200 | 79 | 31 | 13,488 |
| *GALWAY / *GAILLIMH | 1,367 | 1,115 | 529 | 1,030 | 700 | 116 | 246 | 188 | 39 | 43 | 2,791 | 168 | 2,468 | 325 | 115 | 36 | 19,262 |
| KERRY / CIARRAÍ | 961 | 754 | 341 | 698 | 864 | 94 | 198 | 200 | 22 | 58 | 1,653 | 75 | 1,461 | 116 | 67 | 36 | 12,499 |
| KILDARE / CILL DARA | 1,018 | 976 | 528 | 497 | 754 | 56 | 264 | 137 | 36 | 52 | 1,996 | 71 | 1,264 | 277 | 76 | 24 | 13,448 |
| KILKENNY / CILL CHAINNIGH | 741 | 597 | 170 | 312 | 341 | 41 | 117 | 113 | 15 | 35 | 1,198 | 32 | 926 | 158 | 30 | 9 | 7,843 |
| LAOIS / LAOIS | 400 | 345 | 159 | 233 | 242 | 34 | 127 | 77 | 7 | 25 | 709 | 36 | 580 | 107 | 43 | 11 | 5,532 |
| LEITRIM / LIATROIM | 250 | 183 | 102 | 135 | 109 | 6 | 44 | 45 | 7 | 14 | 485 | 45 | 476 | 17 | 12 | 7 | 2,918 |
| LIMERICK / LUIMNEACH | 760 | 658 | 333 | 459 | 422 | 91 | 167 | 119 | 17 | 22 | 1,682 | 76 | 1,207 | 250 | 60 | 25 | 11,227 |
| LONGFORD / AN LONGFORT | 314 | 184 | 70 | 167 | 101 | 15 | 103 | 32 | 4 | 15 | 470 | 36 | 462 | 49 | 18 | 9 | 3,170 |
| LOUTH / LÚ | 379 | 443 | 136 | 473 | 451 | 19 | 150 | 88 | 17 | 21 | 1,057 | 70 | 732 | 250 | 38 | 11 | 7,114 |
| MAYO / MAIGH EO | 818 | 750 | 306 | 853 | 374 | 61 | 194 | 133 | 12 | 33 | 2,059 | 145 | 1,537 | 109 | 69 | 13 | 12,521 |
| MEATH / AN MHÍ | 855 | 961 | 297 | 540 | 777 | 55 | 229 | 153 | 42 | 54 | 2,333 | 77 | 1,555 | 291 | 57 | 13 | 13,376 |
| MONAGHAN / MUINEACHÁN | 411 | 331 | 163 | 455 | 253 | 27 | 493 | 127 | 13 | 12 | 894 | 85 | 812 | 275 | 30 | 14 | 6,999 |
| OFFALY / UÍBH FHAILÍ | 499 | 395 | 174 | 304 | 237 | 37 | 102 | 81 | 11 | 27 | 963 | 43 | 565 | 59 | 34 | 17 | 6,157 |
| ROSCOMMON / ROS COMÁIN | 489 | 408 | 140 | 323 | 174 | 18 | 150 | 71 | 6 | 12 | 991 | 74 | 748 | 28 | 31 | 11 | 5,689 |
| SLIGO / SLIGEACH | 455 | 317 | 165 | 359 | 233 | 34 | 199 | 76 | 11 | 24 | 884 | 64 | 759 | 20 | 40 | 10 | 5,818 |
| NORTH TIPPERARY / TIOBRAID ÁRANN THUAIDH | 537 | 529 | 192 | 288 | 224 | 53 | 106 | 96 | 8 | 27 | 1,103 | 43 | 596 | 130 | 37 | 14 | 6,409 |
| SOUTH TIPPERARY / TIOBRAID ÁRANN THEAS | 651 | 479 | 222 | 328 | 347 | 82 | 93 | 99 | 12 | 23 | 1,134 | 51 | 637 | 159 | 52 | 21 | 7,450 |
| WATERFORD / PORT LÁIRGE | 541 | 537 | 124 | 204 | 173 | 61 | 33 | 97 | 37 | 13 | 868 | 28 | 580 | 80 | 33 | 7 | 5,101 |
| WESTMEATH / AN IARMHÍ | 615 | 434 | 167 | 379 | 494 | 32 | 70 | 80 | 6 | 18 | 1,038 | 45 | 716 | 75 | 57 | 13 | 6,948 |
| WEXFORD / LOCH GARMAN | 1,145 | 867 | 533 | 648 | 742 | 108 | 202 | 158 | 17 | 63 | 1,637 | 60 | 1,156 | 140 | 72 | 15 | 13,264 |
| WICKLOW / CILL MHANTÁIN City Councils/ Comhairlí Cathrach | 874 | 835 | 258 | 341 | 272 | 121 | 77 | 107 | 27 | 19 | 1,282 | 37 | 926 | 70 | 74 | 20 | 8,660 |
| *DUBLIN / *BAILE ÁTHA CLIATH | 2,833 | 4,252 | 2,629 | 1,843 | 3,969 | 146 | 864 | 363 | 157 | 55 | 5,352 | 237 | 5,570 | 556 | 313 | 41 | 58,215 |
| LIMERICK / LUIMNEACH | 148 | 149 | 180 | 90 | 118 | 5 | 42 | 15 | 5 | 6 | 314 | 12 | 319 | 18 | 20 | 7 | 3,033 |
| WATERFORD / PORT LÁIRGE | 194 | 233 | 108 | 78 | 156 | 10 | 9 | 26 | 20 | 2 | 209 | 12 | 255 | 56 | 57 | 1 | 2,534 |
| TOTAL / IOMLÁN | 22,685 | 20,962 | 10,406 | 14,670 | 15,680 | 1,806 | 5,321 | 3,807 | 705 | 896 | 45,466 | 2,237 | 35,103 | 4,799 | 1,800 | 524 | 320,966 |

*City and County / * Cathrach agus Contae

Table 11. Number of Tractors by Make in each Licensing Authority Area.
 Tábla 11. An Líon Tarracóiri de réir Déanaimh i ngach Ceantar Údaráis Cheadúnaithe.

| Licensing Authority / Údarás Ceadúnaithe | MAKE / DÉANAMH | | | | | | | | | | | | |
|---|---------------------|-------|-------|-------|-------|-------|---------------|-----|------------|--------|-------------|---------|---------|
| | CASE/DAVID BROWN | CLAAS | DEUTZ | FENDT | FIAT | FORD | INTERNATIONAL | JCB | JOHN DEERE | KUBOTA | LAMBORGHINI | LANDINI | LEYLAND |
| County Councils/Comhairlí Contae | | | | | | | | | | | | | |
| CARLOW / CEATHARLACH | 88 | 19 | 71 | 14 | 27 | 305 | 41 | 7 | 281 | 1 | 3 | 22 | 5 |
| CAVAN / AN CABHÁN | 77 | 3 | 12 | 2 | 31 | 170 | 33 | 4 | 137 | 4 | 23 | 63 | 1 |
| CLARE / AN CLÁR | 206 | 30 | 51 | 4 | 77 | 240 | 36 | 16 | 275 | 49 | 5 | 61 | 20 |
| *CORK / *CORCAIGH | 492 | 50 | 141 | 79 | 222 | 1,929 | 36 | 39 | 1,276 | 28 | 44 | 150 | 9 |
| DONEGAL / DÚN NA NGALL | 184 | 8 | 11 | 10 | 189 | 270 | 19 | 19 | 185 | 11 | 37 | 102 | 4 |
| *GALWAY / *GAILLIMH | 424 | 32 | 154 | 32 | 110 | 349 | 64 | 17 | 655 | 20 | 14 | 102 | 4 |
| KERRY / CIARRAÍ | 352 | 24 | 48 | 5 | 117 | 471 | 38 | 13 | 412 | 1 | 195 | 103 | 9 |
| KILDARE / CILL DARA | 140 | 38 | 75 | 30 | 35 | 222 | 32 | 13 | 279 | 7 | 3 | 22 | 8 |
| KILKENNY / CILL CHAINNIGH | 311 | 20 | 157 | 47 | 53 | 477 | 49 | 15 | 609 | 13 | 64 | 76 | 47 |
| LAOIS / LAOIS | 147 | 12 | 31 | 8 | 55 | 214 | 50 | 11 | 294 | 6 | 23 | 46 | 1 |
| LEITRIM / LIATROIM | 33 | | 3 | 2 | 21 | 47 | 7 | 1 | 47 | | 27 | 31 | 2 |
| LIMERICK / LUIMNEACH | 165 | 34 | 40 | 14 | 56 | 304 | 38 | 16 | 597 | 18 | 10 | 108 | 5 |
| LONGFORD / AN LONGFORT | 51 | 7 | 8 | 1 | 41 | 53 | 8 | 2 | 149 | 1 | 1 | 10 | 1 |
| LOUTH / LÚ | 154 | 12 | 5 | 12 | 8 | 63 | 11 | 3 | 182 | 5 | 1 | 16 | |
| MAYO / MAIGH EO | 705 | 1 | 51 | 20 | 99 | 281 | 68 | 10 | 319 | 31 | 32 | 368 | 3 |
| MEATH / AN MHÍ | 189 | 30 | 49 | 41 | 35 | 189 | 25 | 22 | 465 | 6 | 6 | 24 | 3 |
| MONAGHAN / MUINEACHÁN | 88 | 10 | 25 | 2 | 11 | 214 | 24 | 6 | 100 | 3 | 18 | 45 | 2 |
| OFFALY / UÍBH FHAILÍ | 168 | 11 | 27 | 7 | 150 | 176 | 16 | 10 | 218 | 3 | 7 | 58 | 2 |
| ROSCOMMON / ROS COMÁIN | 152 | 18 | 49 | 8 | 97 | 111 | 15 | 13 | 117 | 8 | 30 | 193 | 2 |
| SLIGO / SLIGEACH | 113 | 2 | 16 | 3 | 30 | 81 | 21 | 6 | 92 | 1 | 20 | 130 | 1 |
| NORTH TIPPERARY / TIOBRAID ÁRANN THUaidh | 175 | 36 | 53 | 14 | 92 | 147 | 24 | 17 | 388 | 13 | 23 | 151 | 7 |
| SOUTH TIPPERARY / TIOBRAID ÁRANN THEAS | 175 | 61 | 36 | 36 | 41 | 355 | 25 | 23 | 357 | 8 | 14 | 63 | 6 |
| WATERFORD / PORT Láirge | 255 | 25 | 70 | 32 | 37 | 295 | 10 | 18 | 215 | 7 | 3 | 43 | 1 |
| WESTMEATH / AN IARMHÍ | 100 | 17 | 25 | 22 | 67 | 96 | 20 | 13 | 170 | 5 | 4 | 34 | 1 |
| WEXFORD / LOCH GARMAN | 306 | 40 | 93 | 63 | 74 | 513 | 63 | 14 | 562 | 10 | 9 | 222 | 17 |
| WICKLOW / CILL MHANTÁIN | 98 | 12 | 88 | 17 | 22 | 245 | 25 | 9 | 247 | 7 | | 41 | 4 |
| City Councils/ Comhairlí Cathrach | | | | | | | | | | | | | |
| *DUBLIN / *BAILE ÁTHA CLIATH | 73 | 4 | 56 | 45 | 9 | 72 | 9 | 18 | 271 | 62 | 3 | 65 | 1 |
| LIMERICK / LUIMNEACH | 5 | | | | 1 | 8 | | 1 | 7 | 1 | | 2 | 1 |
| WATERFORD / PORT Láirge | 6 | 1 | 1 | 2 | 1 | 10 | | 1 | 9 | 1 | | 6 | |
| TOTAL / IOMLÁN | 5,432 | 557 | 1,446 | 572 | 1,808 | 7,907 | 807 | 357 | 8,915 | 330 | 619 | 2,357 | 167 |

*City and County / *Cathrach agus Contae

Table 11.(continued) Number of Tractors by Make in each Licensing Authority Area.

Tábla 11. (ar lean) An Líon Tarracóiri de réir Déanamh i ngach Ceantar Údaráis Cheadúnaithe.

| Licensing Authority / Údarás Cheadúnaithe | MAKE / DÉANAMH | | | | | | | | | | | | TOTAL / IOMLÁN |
|--|--------------------|-----------|----------------|---------|------|-----------|-------|--------|--------|-------|-------------------------------|---|-------------------|
| | MASSEY FERGUSON | MCCORMICK | NEW HOLLAND | RENAULT | SAME | UNIVERSAL | URSUS | VALMET | VALTRA | ZETOR | OTHER MAKES / DÉANAMH EILE | MAKE UNSPECIFIED / DÉANAMH NEAMHSHRONRAITHE | |
| County Councils/Comhairlí Contae | | | | | | | | | | | | | |
| CARLOW / CEATHARLACH | 286 | 8 | 182 | 14 | 7 | 1 | 13 | 23 | 58 | 78 | 17 | 17 | 1,588 |
| CAVAN / AN CABHÁN | 961 | 15 | 168 | 6 | 40 | | 18 | 26 | 41 | 54 | 7 | 24 | 1,920 |
| CLARE / AN CLÁR | 854 | 19 | 172 | 69 | 31 | 3 | 43 | 9 | 18 | 217 | 24 | 24 | 2,553 |
| *CORK / *CORCAIGH | 1,241 | 63 | 1,665 | 30 | 30 | 14 | 20 | 52 | 132 | 302 | 193 | 105 | 8,342 |
| DONEGAL / DÚN NA NGALL | 1,285 | 28 | 450 | 45 | 111 | 2 | 34 | 9 | 48 | 120 | 35 | 38 | 3,254 |
| *GALWAY / *GAILLIMH | 1,174 | 24 | 327 | 40 | 105 | 24 | 68 | 19 | 31 | 426 | 84 | 31 | 4,330 |
| KERRY / CIARRAÍ | 850 | 57 | 320 | 31 | 70 | 1 | 58 | 27 | 91 | 209 | 47 | 47 | 3,596 |
| KILDARE / CILL DARA | 400 | 11 | 261 | 32 | 11 | 1 | 22 | 7 | 7 | 42 | 35 | 17 | 1,750 |
| KILKENNY / CILL CHAINNIGH | 556 | 35 | 388 | 39 | 25 | 3 | 33 | 41 | 81 | 169 | 58 | 47 | 3,413 |
| LAOIS / LAOIS | 547 | 44 | 210 | 15 | 4 | 4 | 37 | 4 | 4 | 217 | 29 | 14 | 2,027 |
| LEITRIM / LIATROIM | 389 | 1 | 51 | 4 | 41 | | 15 | 3 | 12 | 29 | 4 | 13 | 783 |
| LIMERICK / LUIMNEACH | 555 | 15 | 317 | 34 | 27 | 5 | 83 | 13 | 52 | 270 | 18 | 16 | 2,810 |
| LONGFORD / AN LONGFORT | 427 | 5 | 99 | 5 | 7 | | 26 | 11 | 11 | 40 | 10 | 17 | 991 |
| LOUTH / LÚ | 157 | 25 | 65 | 5 | 1 | 3 | 3 | 2 | | 25 | 10 | 8 | 776 |
| MAYO / MAIGH EO | 1,497 | 26 | 235 | 18 | 56 | 12 | 128 | 2 | 43 | 276 | 38 | 27 | 4,346 |
| MEATH / AN MHÍ | 474 | 54 | 172 | 16 | 47 | 4 | 17 | 19 | 19 | 62 | 23 | 28 | 2,019 |
| MONAGHAN / MUINEACHÁN | 348 | 25 | 168 | 51 | 29 | | 15 | 3 | 10 | 43 | 7 | 6 | 1,253 |
| OFFALY / UÍBH FHAILÍ | 551 | 35 | 258 | 16 | 33 | 2 | 46 | 9 | 3 | 156 | 18 | 12 | 1,992 |
| ROSCOMMON / ROS COMÁIN | 475 | 44 | 164 | 38 | 53 | 4 | 57 | 7 | 47 | 213 | 17 | 15 | 1,947 |
| SLIGO / SLIGEACH | 487 | 12 | 107 | 9 | 67 | 1 | 47 | 2 | 13 | 142 | 78 | 19 | 1,500 |
| NORTH TIPPERARY / TIOBRAID ÁRANN THUaidh | 471 | 46 | 232 | 38 | 43 | 8 | 57 | 9 | 17 | 164 | 29 | 17 | 2,271 |
| SOUTH TIPPERARY / TIOBRAID ÁRANN THEAS | 408 | 7 | 390 | 87 | 9 | 2 | 13 | 6 | 23 | 172 | 18 | 21 | 2,356 |
| WATERFORD / PORT LÁIRGE | 252 | 19 | 157 | 48 | 4 | 1 | 20 | 7 | 16 | 98 | 12 | 11 | 1,656 |
| WESTMEATH / AN IARMHÍ | 555 | 20 | 153 | 11 | 23 | 10 | 44 | 16 | 20 | 112 | 25 | 18 | 1,581 |
| WEXFORD / LOCH GARMAN | 547 | 78 | 428 | 30 | 39 | 1 | 96 | 35 | 74 | 79 | 93 | 46 | 3,532 |
| WICKLOW / CILL MHANTÁIN | 214 | 16 | 191 | 3 | 10 | | 25 | 7 | 13 | 64 | 46 | 16 | 1,420 |
| City Councils/ Comhairlí Cathrach | | | | | | | | | | | | | |
| *DUBLIN / *BAILE ÁTHA CLIATH | 232 | 12 | 98 | 13 | 15 | 11 | 21 | 9 | 8 | 11 | 59 | 15 | 1,192 |
| LIMERICK / LUIMNEACH | 20 | | 4 | | | | 2 | | | 3 | 35 | 1 | 91 |
| WATERFORD / PORT LÁIRGE | 14 | 1 | 12 | 1 | | | 1 | | 2 | 2 | 2 | | 73 |
| TOTAL / IOMLÁN | 16,227 | 745 | 7,444 | 748 | 938 | 117 | 1,062 | 377 | 894 | 3,795 | 1,071 | 670 | 65,362 |

*City and County / *Cathrach agus Contae

Table 12. Number of Motor Cycles by Make in each Licensing Authority Area.
 Tábla 12. An Líon Gluaisrothair de réir Déanaimh i ngach Ceantar Údarás Cheadúnaithe.

| Licensing Authority / Údarás Cheadúnaithe | MAKE / DÉANAMH | | | | | | | | | | | |
|--|----------------|--------------|------------|------------|--------------------|---------------|------------|--------------|------------|------------|------------|------------|
| | APRILIA | BMW | DUCATI | GILERA | HARLEY DAVIDSON | HONDA | HYOSUN | KAWASAKI | KEEWAY | KTM | MBK | MOTO-GUZZI |
| County Councils/Comhairlí Contae | | | | | | | | | | | | |
| CARLOW / CEATHARLACH | 4 | 31 | 2 | | 32 | 190 | 2 | 43 | 4 | 4 | | 1 |
| CAVAN / AN CABHÁN | 7 | 21 | 4 | 1 | 17 | 144 | 1 | 35 | | 1 | 1 | |
| CLARE / AN CLÁR | 7 | 77 | 10 | | 48 | 284 | 2 | 61 | 4 | 5 | 2 | 2 |
| *CORK / *CORCAIGH | 59 | 559 | 37 | 7 | 237 | 1,652 | 15 | 344 | 48 | 30 | 17 | 22 |
| DONEGAL / DÚN NA NGALL | 10 | 51 | 5 | 1 | 30 | 231 | 5 | 58 | | 4 | | 6 |
| *GALWAY / *GAILLIMH | 20 | 100 | 15 | 4 | 58 | 409 | 5 | 87 | 5 | 6 | | 2 |
| KERRY / CIARRAÍ | 6 | 69 | 10 | | 40 | 403 | | 76 | 8 | 3 | 5 | 3 |
| KILDARE / CILL DARA | 25 | 167 | 24 | 3 | 57 | 602 | 12 | 148 | 4 | 19 | | 4 |
| KILKENNY / CILL CHAINNIGH | 8 | 52 | 6 | | 69 | 268 | | 63 | 1 | 1 | 5 | 6 |
| LAOIS / LAOIS | 1 | 43 | 9 | | 13 | 148 | 2 | 51 | 2 | 2 | 2 | |
| LEITRIM / LIATROIM | 1 | 10 | 2 | | 3 | 51 | | 10 | 2 | 1 | | 1 |
| LIMERICK / LUIMNEACH | 11 | 75 | 4 | 2 | 58 | 351 | 2 | 78 | 3 | 5 | 1 | 2 |
| LONGFORD / AN LONGFORT | 1 | 11 | 2 | | 3 | 75 | 1 | 21 | 1 | 2 | | |
| LOUTH / LÚ | 13 | 59 | 8 | | 43 | 223 | 2 | 55 | 1 | 4 | 1 | 1 |
| MAYO / MAIGH EO | | 55 | 4 | 1 | 34 | 220 | 2 | 50 | | 3 | 3 | |
| MEATH / AN MHÍ | 24 | 135 | 22 | 5 | 74 | 559 | 5 | 109 | 8 | 7 | 1 | 1 |
| MONAGHAN / MUINEACHÁN | 2 | 18 | | | 14 | 90 | 2 | 24 | | | | |
| OFFALY / UÍBH FHAILÍ | 7 | 54 | 2 | 1 | 39 | 227 | | 57 | 2 | 3 | | 1 |
| ROSCOMMON / ROS COMÁIN | 1 | 29 | 7 | | 7 | 100 | 1 | 18 | | 2 | 1 | |
| SLIGO / SLIGEACH | 5 | 40 | 6 | 1 | 17 | 112 | 2 | 32 | 2 | 4 | | 1 |
| NORTH TIPPERARY / TIOBRAID ÁRANN THUaidh | 6 | 38 | 1 | 1 | 29 | 180 | | 55 | | 3 | 2 | 1 |
| SOUTH TIPPERARY / TIOBRAID ÁRANN THEAS | 5 | 45 | 2 | 3 | 76 | 261 | 3 | 82 | 3 | 3 | 5 | 4 |
| WATERFORD / PORT LÁIRGE | 4 | 51 | 5 | 3 | 73 | 224 | 1 | 49 | 10 | 3 | 3 | 3 |
| WESTMEATH / AN IARMHÍ | 5 | 31 | 3 | | 20 | 204 | | 48 | 3 | 6 | 2 | 1 |
| WEXFORD / LOCH GARMAN | 19 | 121 | 14 | 2 | 76 | 468 | 3 | 82 | 21 | 2 | 1 | 3 |
| WICKLOW / CILL MHANTÁIN | 20 | 175 | 17 | 5 | 52 | 490 | 10 | 102 | 9 | 15 | 2 | 7 |
| City Councils/ Comhairlí Cathrach | | | | | | | | | | | | |
| *DUBLIN / *BAILE ÁTHA CLIATH | 212 | 1,135 | 166 | 92 | 412 | 3,648 | 90 | 673 | 64 | 87 | 136 | 31 |
| LIMERICK / LUIMNEACH | 10 | 16 | 1 | 2 | 27 | 110 | 1 | 29 | 6 | 2 | 2 | |
| WATERFORD / PORT LÁIRGE | 10 | 24 | 3 | 1 | 63 | 135 | 1 | 31 | 5 | 2 | 2 | |
| TOTAL / IOMLÁN | 503 | 3,292 | 391 | 135 | 1,721 | 12,059 | 170 | 2,571 | 216 | 229 | 194 | 103 |

*City and County /*Cathrach agus Contae

Table 12. (continued) Number of Motor Cycles by Make in each Licensing Authority Area.
 Tábla 12. (ar lean) An Líon Gluaisrothair de réir Déanaimh i ngach Ceantar Údaráis Cheadúnaithe.

| Licensing Authority / Údarás Ceadúnaithe | MAKE / DÉANAMH | | | | | | | TOTAL / IOMLÁN |
|---|----------------|------------|--------------|------------|------------|--------------|--|-------------------|
| | PEUGEOT | PIAGGIO | SUZUKI | TRIUMPH | VESPA | YAMAHA | MAKE UNSPECIFIED / DÉANAMH NEAMHSHRO- NAITHE | |
| County Councils/Comhairlí Contae | | | | | | | | |
| CARLOW / CEATHARLACH | 1 | 7 | 73 | 5 | 5 | 89 | 21 | 514 |
| CAVAN / AN CABHÁN | 3 | 2 | 75 | 5 | | 52 | 13 | 382 |
| CLARE / AN CLÁR | 3 | 9 | 107 | 26 | 2 | 104 | 38 | 791 |
| *CORK / *CORCAIGH | 45 | 32 | 846 | 94 | 7 | 695 | 137 | 4,883 |
| DONEGAL / DÚN NA NGALL | 3 | 3 | 150 | 16 | 2 | 155 | 35 | 765 |
| *GALWAY / *GAILLIMH | 11 | 18 | 279 | 19 | 6 | 190 | 42 | 1,276 |
| KERRY / CIARRAÍ | 5 | 4 | 164 | 13 | 2 | 165 | 30 | 1,006 |
| KILDARE / CILL DARA | 7 | 27 | 360 | 35 | 11 | 239 | 64 | 1,808 |
| KILKENNY / CILL CHAINNIGH | 4 | 4 | 140 | 19 | 1 | 134 | 27 | 808 |
| LAOIS / LAOIS | 2 | 2 | 94 | 7 | | 87 | 9 | 474 |
| LEITRIM / LIATROIM | | 2 | 23 | | | 20 | 8 | 134 |
| LIMERICK / LUIMNEACH | 3 | 8 | 163 | 19 | | 144 | 20 | 949 |
| LONGFORD / AN LONGFORT | | 1 | 45 | 3 | | 31 | 4 | 201 |
| LOUTH / LÚ | 10 | 16 | 151 | 16 | 3 | 115 | 28 | 749 |
| MAYO / MAIGH EO | 3 | 4 | 98 | 2 | 1 | 99 | 23 | 602 |
| MEATH / AN MHÍ | 3 | 10 | 238 | 23 | 3 | 237 | 46 | 1,510 |
| MONAGHAN / MUINEACHÁN | 1 | 1 | 51 | 5 | | 39 | 9 | 256 |
| OFFALY / ÚIBH FHAILÍ | 4 | 2 | 129 | 12 | 1 | 63 | 19 | 623 |
| ROSCOMMON / ROS COMÁIN | 1 | | 59 | 4 | | 39 | 12 | 281 |
| SLIGO / SLIGEACH | 4 | 2 | 67 | 5 | | 64 | 26 | 390 |
| NORTH TIPPERARY / TIOBRAID ÁRANN THUaidh | | 1 | 68 | 13 | | 88 | 12 | 498 |
| SOUTH TIPPERARY / TIOBRAID ÁRANN THEAS | 1 | 3 | 134 | 17 | 2 | 185 | 18 | 852 |
| WATERFORD / PORT LÁIRGE | 2 | 9 | 103 | 11 | 10 | 90 | 26 | 680 |
| WESTMEATH / AN IARMHÍ | 1 | 1 | 130 | 6 | 1 | 94 | 12 | 568 |
| WEXFORD / LOCH GARMAN | 5 | 7 | 249 | 18 | 3 | 205 | 45 | 1,344 |
| WICKLOW / CILL MHANTÁIN | 11 | 13 | 221 | 23 | 4 | 206 | 48 | 1,430 |
| City Councils/ Comhairlí Cathrach | | | | | | | | |
| *DUBLIN / *BAILE ÁTHA CLIATH | 123 | 520 | 1,851 | 160 | 84 | 2,111 | 398 | 11,993 |
| LIMERICK / LUIMNEACH | 1 | 5 | 54 | 3 | 1 | 61 | 11 | 342 |
| WATERFORD / PORT LÁIRGE | 5 | 4 | 81 | 6 | 15 | 61 | 24 | 473 |
| TOTAL / IOMLÁN | 262 | 717 | 6,203 | 585 | 164 | 5,862 | 1,205 | 36,582 |

*City and County /*Cathrach agus Contae

Table 13. Number of Vehicles by Taxation Class and type of Fuel.
Tábla 13. An Líon Feithiclí de réir Aicme Cánachais agus cineál Breosla

| Taxation Class / Aicme Cánachais | PETROL / PEITREAL | DIESEL / DÍOSAL | PETROL & ELECTRIC / PEITREAL & LEICTREACH | PETROL & ETHANOL / PEITREAL & EATÁNÓL | ELECTRIC/ LEICTREACH | OTHER / EILE | TOTAL / IOMLÁN |
|--|-------------------|------------------|---|---------------------------------------|----------------------|--------------|------------------|
| Private Cars / Carranna Priobháideacha | 1,314,367 | 559,195 | 5,820 | 8,290 | 81 | 57 | 1,887,810 |
| Goods Vehicles / Feithiclí Earraí | 910 | 320,005 | 4 | 2 | 35 | 10 | 320,966 |
| Agricultural Tractors / Tarracóirí Talmhaíochta | 123 | 64,278 | | | 4 | 18 | 64,423 |
| Motorcycles / Gluaisrothair | 36,498 | 21 | | 1 | 61 | 1 | 36,582 |
| Small Public Service Vehicles / Feithiclí Seirbhíse Poiblí Beaga | 9,304 | 15,736 | 82 | 7 | | | 25,129 |
| Exempt Vehicles / Feithiclí Díolmhaithe | 10,158 | 17,424 | 101 | 69 | 15 | 2 | 27,769 |
| Vintage Vehicles / Feithiclí Seanré | 14,660 | 12,471 | 1 | 19 | 2 | 41 | 27,194 |
| Motor Caravans / Mótarcharbháin | 473 | 10,461 | | | | 4 | 10,938 |
| Large Public Service Vehicles / Feithiclí Seirbhíse Poiblí Móra | 19 | 8,256 | | | 1 | | 8,276 |
| Mobile Machines / Meaisíní Soghluaiste | 11 | 5,513 | 4 | | 1 | 1 | 5,530 |
| Excavators, Trench Diggers etc. / Tochtalóirí, Tochtalóirí Trinsí etc. | 2 | 4,222 | | | | 4 | 4,228 |
| Small Dumpers & Forklift Truck / Dumpálaithe beaga & Trucaíl Ardaithe | 7 | 2,021 | | | 27 | 19 | 2,074 |
| General Haulage Tractors/Tarracóirí Iompair Ginearálta | 237 | 700 | | | 2 | | 939 |
| Schoolbuses / Busanna Scoile | 3 | 830 | | | | | 833 |
| Hearses / Eileatrain | 668 | 188 | | | | | 856 |
| Youth/Community Buses / Busanna Óige/Pobail | 3 | 779 | | | | | 782 |
| Island Vehicles / Feithiclí Oileán | 192 | 613 | | | 9 | | 814 |
| Off Road Dumpers / Dumpálaithe den Bhóthar | | 13 | | | | | 13 |
| TOTAL / IOMLÁN | 1,387,635 | 1,022,726 | 6,012 | 8,388 | 238 | 157 | 2,425,156 |

Figure 3. National Vehicle Fleet by Type of Fuel.
Figúir 3. An Flít Feithiclí Náisiúnta de Réir Cineál Breola.

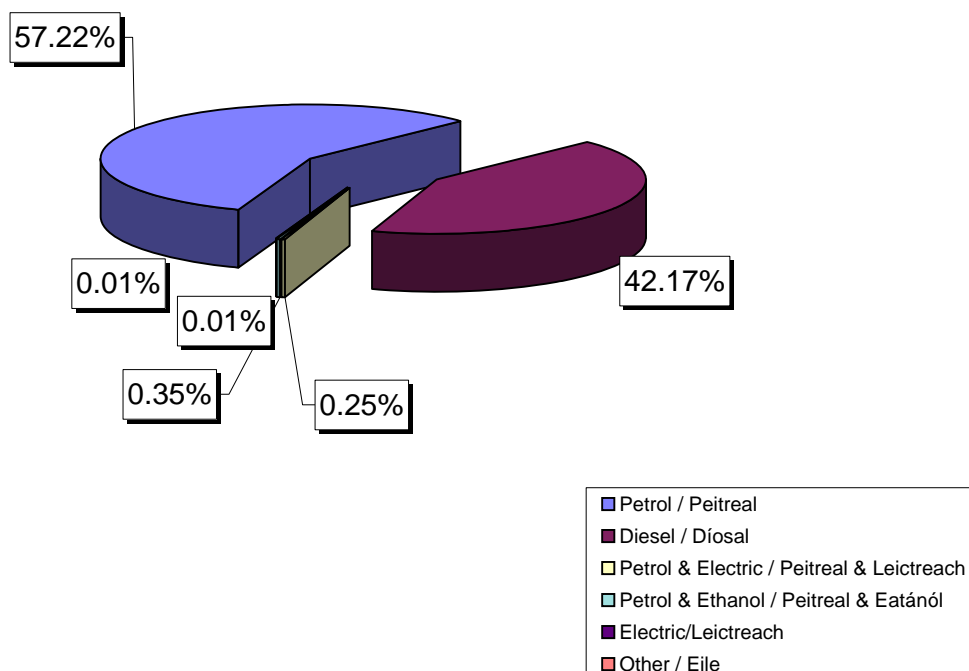


Table 14. Age of Private Cars by Engine Capacity and CO₂ Emissions.

Table 14. Aois Carranna Priobháideacha de réir Toilleadh Innill agus Astaíochta CO₂.

| Cubic Centimetres / Ceintiméadair Ciúbacha CO ₂ Emissions/Astaíochta CO ₂ | | | |
|--|------------------|-----------------|------------------|
| Year First Licensed / An bhliain ar ceadúnaíodh ar dtús | Engine CC | CO ₂ | Total / Iomlán |
| 2011 | 573 | 84,379 | 84,952 |
| 2010 | 433 | 89,184 | 89,617 |
| 2009 | 357 | 63,431 | 63,788 |
| 2008 | 58,275 | 105,513 | 163,788 |
| 2007 | 179,586 | | 179,586 |
| 2006 | 177,049 | | 177,049 |
| 2005 | 173,190 | | 173,190 |
| 2004 | 155,283 | | 155,283 |
| 2003 | 141,529 | | 141,529 |
| 2002 | 139,263 | | 139,263 |
| 2001 | 126,423 | | 126,423 |
| 2000 | 147,218 | | 147,218 |
| 1999 | 88,955 | | 88,955 |
| 1998 | 58,608 | | 58,608 |
| 1997 | 41,189 | | 41,189 |
| 1996 | 22,834 | | 22,834 |
| 1995 and earlier years / 1995 agus na blianta roimhe sin | 34,538 | | 34,538 |
| TOTAL / IOMLÁN | 1,545,303 | 342,507 | 1,887,810 |

Figure 4. Age of Private Cars.
Figúir 4. Aois Carranna Priobháideacha

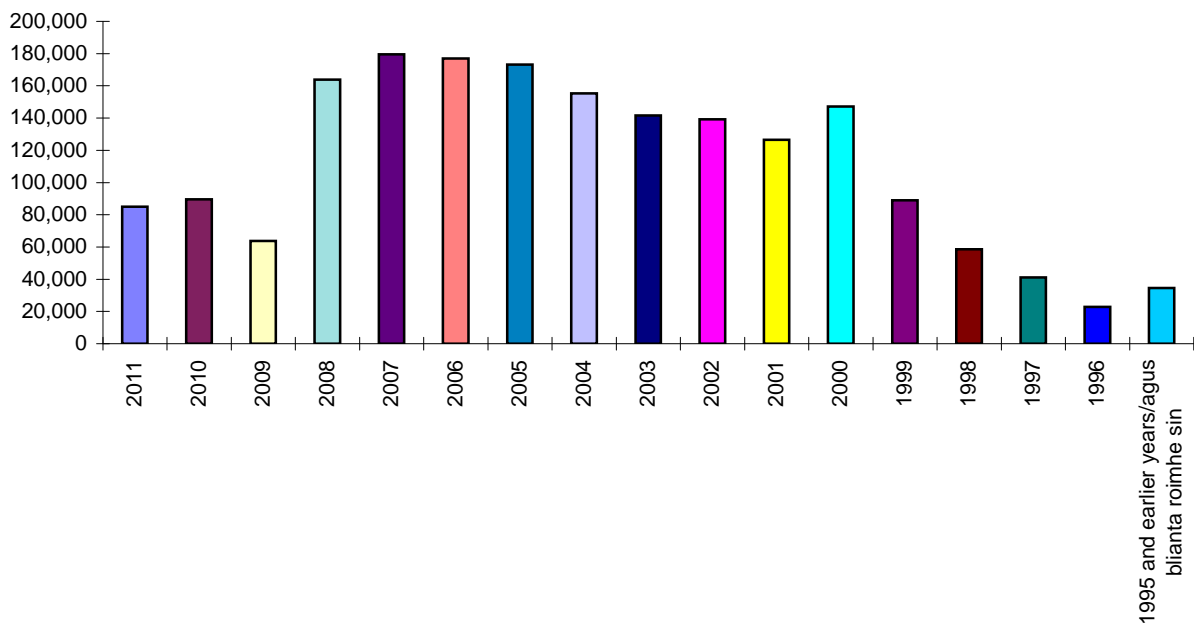
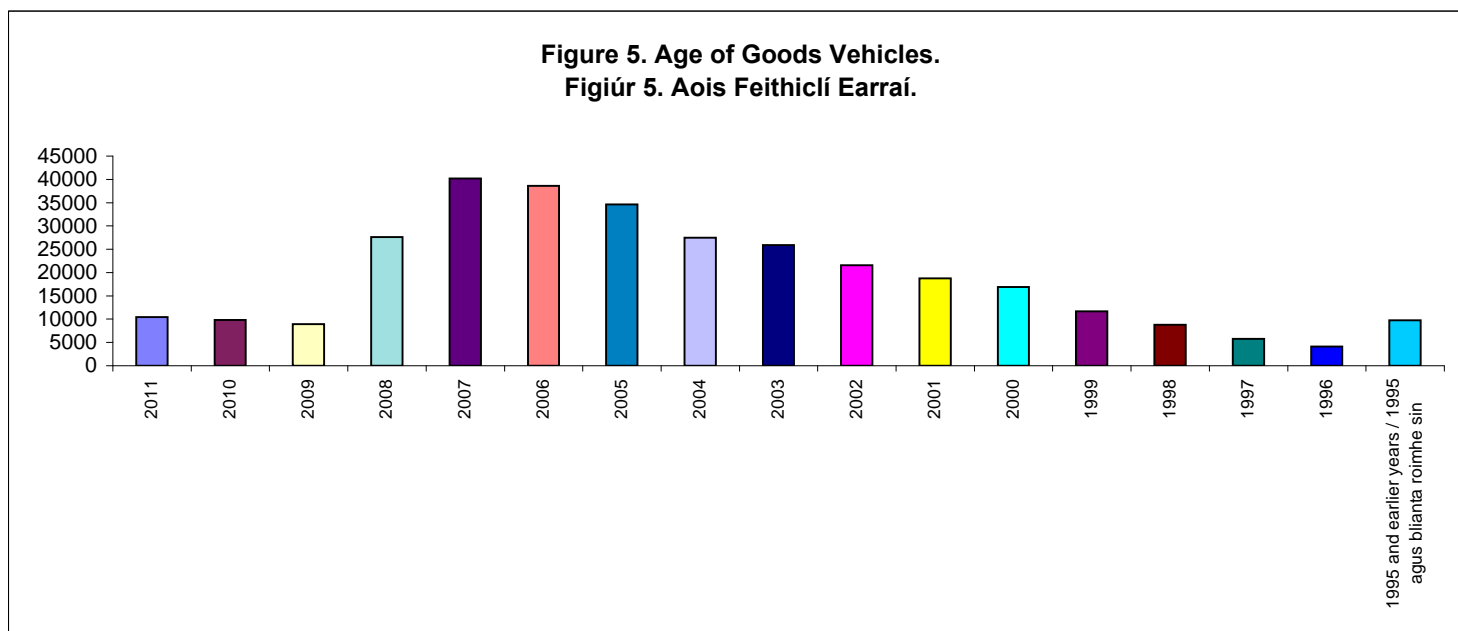


Table 15. Age of Goods Vehicles.

Tábla 15. Aois Feithiclí Earraí.

| Year First Licensed / An Chéad Bhlain a Ceadúnaíodh | Number of Vehicles / An Líon Feithiclí |
|---|--|
| 2011 | 10,450 |
| 2010 | 9,792 |
| 2009 | 8,901 |
| 2008 | 27,649 |
| 2007 | 40,214 |
| 2006 | 38,582 |
| 2005 | 34,595 |
| 2004 | 27,453 |
| 2003 | 25,920 |
| 2002 | 21,597 |
| 2001 | 18,755 |
| 2000 | 16,895 |
| 1999 | 11,647 |
| 1998 | 8,824 |
| 1997 | 5,747 |
| 1996 | 4,155 |
| 1995 and earlier years/1995 agus blianta roimhe sin | 9,790 |
| TOTAL / IOMLÁN | 320,966 |

Figure 5. Age of Goods Vehicles.
Figiúr 5. Aois Feithiclí Earraí.



Section 2 / Cuid 2

New Vehicles First Licensed in 2011 / Feithiclí Nua a Ceadúnú ar dtús i 2011.

Table 16. Number of New Vehicles Licensed in 2011 broken down by Taxation Class.

Tabla 16. An Líon Feithiclí Nua a Ceadúnú i 2011 briste síos de réir Aicme Cánachais.

| Taxation Class / Aicme Cánachais | Number Licensed in 2011 / An Líon a Ceadúnaíodh i 2011 |
|---|--|
| Private Cars / Carranna Príobháideacha | 86,932 |
| Goods Vehicles / Feithiclí Earraí | 11,188 |
| Tractors / Tarracóirí | 1,731 |
| Motor Cycles / Gluaisrothair | 1,102 |
| Exempt Vehicles / Feithiclí Díolmhaithe | 4,014 |
| Small Public Service Vehicles / Feithiclí Seirbhíse Poiblí Beaga | 195 |
| Large Public Service Vehicles / Feithiclí Seirbhíse Poiblí Móra | 102 |
| Mobile Machines, Fork Lift Trucks, Excavators and Trench Diggers etc. / Meaisíní Soghluaiste, Trucail Ardaíthe, Tochtóirí, agus Tochtóirí Trinse etc. | 294 |
| *Other Classes / *Aicmí Eile | 203 |
| TOTAL / IOMLÁN | 105,761 |

*Includes School Buses, Hearses, Dumpers and Combine Harvesters.

* Áirítear leo seo Busanna Scoile, Eileatram, Dumpálaithe agus Comhbhuainteoirí.

Figure 6. New Vehicles Licensed in 2011 by Taxation Class.
Figúir 6. Feithiclí Nua Ceadúnaithe i 2011 de réir Aicme Cánachais.

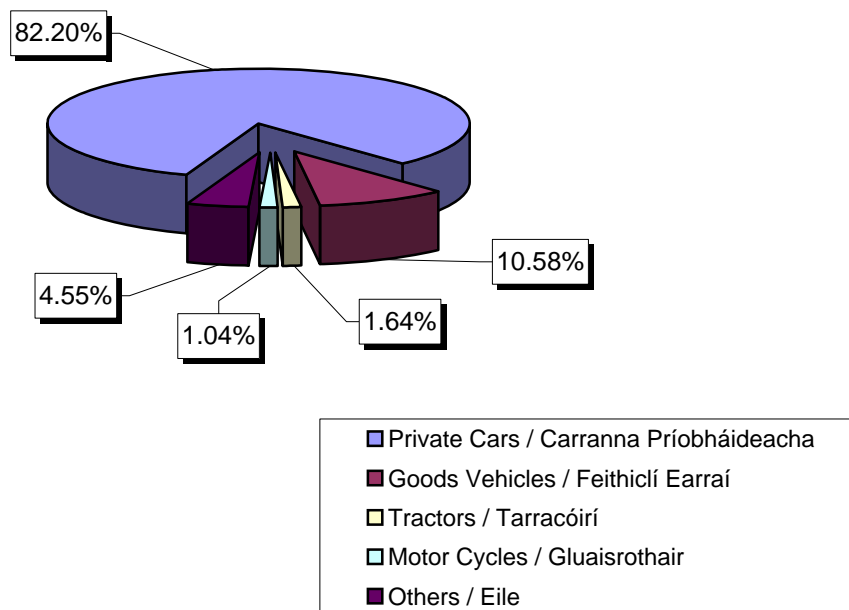


Table 17. New Private Cars by Make Licensed in 2011. / Tabla 17. Carranna Píobháideacha Nua de réir Déanamh a Ceadúnú I 2011.

| MAKE / DÉANAMH | TOTAL / IOMLÁN | MAKE / DÉANAMH | TOTAL / IOMLÁN |
|----------------|----------------|----------------|----------------|
| Audi | 3,331 | Nissan | 6,556 |
| B.M.W. | 3,318 | Opel | 6,301 |
| Chevrolet | 420 | Peugeot | 2,722 |
| Citroen | 1,251 | Renault | 8,478 |
| Fiat | 901 | Seat | 1,728 |
| Ford | 10,108 | Skoda | 4,457 |
| Honda | 951 | Subaru | 201 |
| Hyundai | 3,779 | Suzuki | 604 |
| Kia | 2,588 | Toyota | 11,065 |
| Lexus | 410 | Vauxhall | 7 |
| Mazda | 1,753 | Volkswagen | 11,007 |
| Mercedes Benz | 1,866 | Volvo | 1,233 |
| Mitsubishi | 523 | Other Makes | 1,374 |
| | | Total / Iomlán | 86,932 |

Table 18. Number of New Vehicles Licensed in 2011 by Taxation Class and Type of Fuel.

Tábla 18. An Líon Feithiclí Nua a Ceadúnú i 2011 de réir Aicme Cánachais agus Cineál Breosla.

| TAXATION CLASS / AICME CÁNACHAIS | TYPE OF FUEL / CINEÁL BREOSLA | | | | | | TOTAL / IOMLÁN |
|--|-------------------------------|-----------------|---|---------------------------------------|-----------------------|--------------|----------------|
| | PETROL / PEITREAL | DIESEL / DÍOSAL | PETROL & ELECTRIC / PEITREAL & LEICTREACH | PETROL & ETHANOL / PEITREAL & EATÁNÓL | ELECTRIC / LEICTREACH | OTHER / EILE | |
| Private Cars / Carranna Priobháideacha | 23,246 | 61,730 | 538 | 1,370 | 48 | | 86,932 |
| Goods Vehicles / Feithiclí Earraí | 11 | 11,157 | 2 | | | 18 | 11,188 |
| Exempt Vehicles / Feithiclí Díolmhaithe | 832 | 3,162 | 14 | 6 | | | 4,014 |
| Motor Cycles / Gluaisrothair | 1,073 | 1 | | | | 28 | 1,102 |
| Tractors / Tarracóirí | 12 | 1,719 | | | | | 1,731 |
| Mobile Machines, Fork Lift Trucks / Meaisíní Soghluaiste, Trucail Ardaíthe | | 289 | 4 | | | 1 | 294 |
| Small Public Service Vehicles / Feithiclí Seirbhíse Poiblí Beaga | 3 | 192 | | | | | 195 |
| Large Public Service Vehicles / Feithiclí Seirbhíse Poiblí Móra | | 102 | | | | | 102 |
| *Other Classes / *Aicmí Eile | 4 | 191 | | | | 8 | 203 |
| Total / Iomlán | 25,181 | 78,543 | 558 | 1,376 | 48 | 55 | 105,761 |

*Includes School Buses, Hearses, Dumpers and Combine Harvesters. / * Áirítear leo seo Busanna Scoile, Eileatrim, Dumpálaithe agus Comhbhuainteoirí.

Table 18a. Number of New Private Cars Licensed in 2011 by Co₂ Emission Band and Type of Fuel.

Tábla 18a. An Líon Feithiclí Nua a Ceadúnú i 2011 de réir Astaíochta Co₂ Banda agus Cineál Breosla.

| EMISSION BAND / ASTAÍOCHTA BANDA | TYPE OF FUEL / CINEÁL BREOSLA | | | | | | TOTAL / IOMLÁN |
|-------------------------------------|-------------------------------|--------------------|--|--|--------------------------|--------------|-------------------|
| | PETROL / PEITREAL | DIESEL / DÍOSAL | PETROL & ELECTRIC / PEITREAL & LEICTREACH | PETROL & ETHANOL / PEITREAL & EATÁNÓL | ELECTRIC / LEICTREACH | OTHER / EILE | |
| A | 7,075 | 29,492 | 410 | | | | 36,977 |
| B | 14,758 | 25,336 | 100 | 1,363 | | | 41,557 |
| C | 870 | 3,415 | 28 | | | | 4,313 |
| D | 363 | 1,919 | | | 5 | | 2,287 |
| E | 101 | 760 | | | 2 | | 863 |
| F | 37 | 479 | | | | | 516 |
| G | 27 | 170 | | | | | 197 |
| Not available* Níl ar fáil* | 15 | 159 | | | 48 | | 222 |
| Total / Iomlán | 23,246 | 61,730 | 538 | 1,370 | 48 | 0 | 86,932 |

* These vehicles were not registered in VRT Category A and motor tax is charged on basis of engine capacity.

* Níor cláraíodh na feithiclí seo mar VRT Catagóir A agus gearrtar an cáin mótar bunaithe ar toilleadh innill.

Table 19. Number of Vehicles Licensed for the first time 2001 - 2011 by Taxation Class.

Tábla 19. An Líon Feithiclí a Ceadúnú don chéad uair 2001 - 2011 de réir Aicme Cánachais.

| Taxation Class / Aicme Cánachais | 2001 | 2002 | 2003 | 2004 | 2005 | 2006 | 2007 | 2008 | 2009 | 2010 | 2011 |
|---|----------------|----------------|----------------|----------------|----------------|----------------|----------------|----------------|----------------|----------------|----------------|
| New Vehicles / Feithiclí Nua | | | | | | | | | | | |
| Private Cars/Carranna Príobháideacha | 160,908 | 150,485 | 142,992 | 149,635 | 166,270 | 173,273 | 180,754 | 146,470 | 54,432 | 84,907 | 86,932 |
| Goods Vehicles / Feithiclí Earraí | 30,622 | 28,412 | 30,532 | 31,165 | 38,396 | 43,619 | 46,043 | 31,459 | 10,051 | 10,510 | 11,188 |
| Tractors / Tarracóirí | 2,681 | 2,868 | 2,970 | 2,881 | 3,168 | 3,687 | 4,442 | 4,154 | 1,883 | 1,359 | 1,731 |
| Motor Cycles/Gluaisrothair | 6,919 | 5,596 | 4,993 | 3,833 | 3,240 | 3,206 | 3,522 | 3,194 | 1,879 | 1,321 | 1,102 |
| Exempt Vehicles/Feithiclí Díolmhaithe | 3,709 | 4,114 | 4,022 | 5,099 | 4,851 | 6,169 | 7,422 | 6,286 | 3,690 | 4,207 | 4,014 |
| Public Service Vehicles / Feithiclí Seirbhíse Poiblí | | | | | | | | | | | |
| Small / Beag | 843 | 713 | 599 | 652 | 902 | 1,033 | 1,283 | 893 | 190 | 193 | 195 |
| Large / Mór | 492 | 436 | 482 | 529 | 498 | 699 | 673 | 721 | 303 | 113 | 102 |
| Excavators, Trench Diggers and Machines or Contrivances / Tochaltóirí, Tochaltóirí Trinse agus Measíní nó Gléasanna eile | 938 | 819 | 1,123 | 1,241 | 1,359 | 1,327 | 1,445 | 906 | 409 | 222 | 294 |
| Other Classes / Aicmí Eile | 329 | 300 | 396 | 472 | 600 | 714 | 862 | 734 | 288 | 244 | 203 |
| TOTAL / IOMLÁN | 207,441 | 193,743 | 188,109 | 195,507 | 219,284 | 233,727 | 246,446 | 194,817 | 73,125 | 103,076 | 105,761 |
| Imported Used Vehicles / Feithiclí Úsáide Allmhairithe | | | | | | | | | | | |
| Private Cars/Carranna Príobháideacha | 15,237 | 13,352 | 13,472 | 21,391 | 38,207 | 54,244 | 58,719 | 60,091 | 49,464 | 39,103 | 41,149 |
| Goods Vehicles / Feithiclí Earraí | 5,958 | 5,285 | 6,294 | 7,948 | 11,590 | 15,228 | 14,785 | 13,133 | 13,761 | 8,207 | 5,227 |
| Tractors / Tarracóirí | 2,447 | 2,436 | 3,044 | 3,021 | 3,327 | 3,601 | 3,492 | 3,412 | 2,845 | 2,194 | 2,537 |
| Other Classes / Aicmí Eile | 5,776 | 6,031 | 6,697 | 6,992 | 8,176 | 9,340 | 10,554 | 11,104 | 10,194 | 7,838 | 6,103 |
| TOTAL / IOMLÁN | 29,418 | 27,104 | 29,507 | 39,352 | 61,300 | 82,413 | 87,550 | 87,740 | 76,264 | 57,342 | 55,016 |
| TOTAL ALL CLASSES / IOMLÁN AICMÍ AR FAD | 236,859 | 220,847 | 217,616 | 234,859 | 280,584 | 316,140 | 333,996 | 282,557 | 149,389 | 160,418 | 160,777 |

Table 20. Number of New Vehicles First Licensed 2001 - 2011 in each Licensing Authority Area.

Tábla 20. An Líon Feithiclí Nua a Ceadúnú don chéad uair 2001 - 2011 i ngach Ceantar Údaráis Cheadúnaithe.

| Licensing Authority / Údarás Ceadúnaithe | 2001 | 2002 | 2003 | 2004 | 2005 | 2006 | 2007 | 2008 | 2009 | 2010 | 2011 |
|---|----------------|----------------|----------------|----------------|----------------|----------------|----------------|----------------|---------------|----------------|----------------|
| <i>County Councils / Comhairlí Contae</i> | | | | | | | | | | | |
| CARLOW / CEATHARLACH | 2,197 | 2,233 | 2,166 | 2,218 | 2,523 | 2,919 | 3,268 | 2,619 | 959 | 1,371 | 1,357 |
| CAVAN / AN CABHÁN | 2,477 | 2,308 | 2,263 | 2,506 | 2,989 | 3,241 | 3,465 | 2,676 | 929 | 1,285 | 1,315 |
| CLARE / AN CLÁR | 4,522 | 4,032 | 3,979 | 4,329 | 4,783 | 5,119 | 5,526 | 4,470 | 1,451 | 2,356 | 2,377 |
| *CORK / *CORCAIGH | 25,697 | 24,053 | 25,131 | 26,330 | 28,568 | 30,114 | 31,767 | 25,026 | 10,031 | 14,544 | 14,385 |
| DONEGAL / DÚN NA nGALL | 4,688 | 4,727 | 4,156 | 4,435 | 5,024 | 5,446 | 6,014 | 4,465 | 1,828 | 2,909 | 2,515 |
| *GALWAY / *GAILLIMH | 8,351 | 8,570 | 8,065 | 8,624 | 9,463 | 10,265 | 10,839 | 8,403 | 2,940 | 4,560 | 4,571 |
| KERRY / CIARRAÍ | 4,077 | 4,099 | 3,829 | 4,067 | 4,865 | 5,412 | 5,651 | 4,513 | 1,694 | 2,705 | 2,508 |
| KILDARE / CILL DARA | 9,357 | 8,654 | 8,431 | 9,042 | 10,004 | 10,651 | 11,130 | 8,697 | 2,902 | 4,152 | 4,267 |
| KILKENNY / CILL CHAINNIGH | 3,563 | 3,433 | 3,278 | 3,447 | 4,053 | 4,415 | 4,996 | 3,910 | 1,417 | 2,072 | 2,143 |
| LAOIS / LAOIS | 2,404 | 2,385 | 2,326 | 2,507 | 3,028 | 3,134 | 3,509 | 3,034 | 974 | 1,408 | 1,416 |
| LEITRIM / LIATROIM | 868 | 890 | 849 | 883 | 994 | 1,182 | 1,223 | 940 | 355 | 529 | 542 |
| LIMERICK / LUIMNEACH | 6,220 | 6,019 | 5,731 | 6,334 | 6,888 | 7,525 | 8,193 | 6,190 | 2,179 | 3,412 | 3,448 |
| LONGFORD / AN LONGFORT | 1,261 | 1,271 | 1,224 | 1,220 | 1,494 | 1,523 | 1,776 | 1,381 | 519 | 677 | 723 |
| LOUTH / LÚ | 5,110 | 4,725 | 4,426 | 4,525 | 5,150 | 5,647 | 6,018 | 4,725 | 1,818 | 2,562 | 2,469 |
| MAYO / MAIGH EO | 4,216 | 4,136 | 4,189 | 4,494 | 5,458 | 5,962 | 5,780 | 4,314 | 1,586 | 2,293 | 2,195 |
| MEATH / AN MHÍ | 7,423 | 6,951 | 7,226 | 7,752 | 8,933 | 9,456 | 9,996 | 7,641 | 2,553 | 3,584 | 3,398 |
| MONAGHAN / MUINEACHÁN | 2,023 | 2,107 | 1,920 | 2,019 | 2,381 | 2,726 | 2,705 | 2,071 | 719 | 1,138 | 1,110 |
| OFFALY / UÍBH FHAILÍ | 2,798 | 2,803 | 2,702 | 2,933 | 3,244 | 3,516 | 3,751 | 3,038 | 952 | 1,417 | 1,303 |
| ROSCOMMON / ROS COMÁIN | 2,453 | 2,585 | 2,523 | 2,978 | 3,670 | 3,533 | 4,154 | 3,277 | 1,449 | 2,142 | 2,369 |
| SLIGO / SLIGEACH | 2,444 | 2,496 | 2,290 | 2,350 | 2,657 | 2,835 | 2,918 | 2,359 | 907 | 1,280 | 1,246 |
| NORTH TIPPERARY / TIOBRAID ÁRANN THUADH | 2,592 | 2,616 | 2,547 | 2,637 | 3,176 | 3,982 | 4,295 | 3,574 | 1,261 | 1,958 | 2,105 |
| SOUTH TIPPERARY / TIOBRAID ÁRANN THEAS | 3,201 | 3,197 | 3,278 | 3,314 | 3,685 | 3,511 | 3,753 | 2,992 | 1,015 | 1,430 | 1,229 |
| WATERFORD / PORT LÁIRGE | 2,070 | 2,158 | 1,942 | 2,079 | 2,510 | 3,240 | 3,637 | 2,746 | 996 | 1,739 | 1,612 |
| WESTMEATH / AN IARMHÍ | 3,053 | 3,118 | 3,077 | 3,144 | 3,537 | 4,028 | 4,201 | 3,147 | 1,140 | 2,041 | 1,842 |
| WEXFORD / LOCH GARMAN | 6,358 | 6,033 | 5,673 | 6,407 | 7,516 | 8,927 | 8,789 | 7,121 | 2,481 | 3,636 | 3,657 |
| WICKLOW / CILL MHANTÁIN | 5,866 | 5,075 | 5,057 | 5,161 | 5,812 | 6,398 | 6,782 | 5,284 | 1,793 | 2,550 | 2,316 |
| <i>City Councils / Comhairlí Cathrach</i> | | | | | | | | | | | |
| *DUBLIN / *BAILE ÁTHA CLIATH | 76,307 | 67,779 | 64,415 | 64,287 | 70,492 | 72,997 | 76,716 | 60,159 | 24,070 | 30,997 | 34,501 |
| LIMERICK / LUIMNEACH | 2,601 | 2,171 | 2,074 | 2,097 | 2,259 | 2,022 | 1,940 | 2,387 | 1,278 | 1,083 | 1,425 |
| WATERFORD / PORT LÁIRGE | 3,244 | 3,119 | 3,342 | 3,388 | 4,128 | 4,001 | 3,654 | 3,658 | 929 | 1,246 | 1,417 |
| TOTAL / IOMLÁN | 207,441 | 193,743 | 188,109 | 195,507 | 219,284 | 233,727 | 246,446 | 194,817 | 73,125 | 103,076 | 105,761 |

*City and County / * Cathrach agus Contae

Section 3 / Cuid 3

Driving Licences Current on 31st December 2011 / Ceadúnais Tiomána Reatha amhail an 31ú Nollaig 2011

Table 21. Driving Licences Current on 31st December, 2011 by Type in each Licensing Authority Area.

Tábla 21. Ceadúnais Tiomána Reatha amhail an 31ú Nollaig, 2011 de réir cineál i ngach Ceantar Údarás Cheadúnaithe.

| Licensing Authority / Údarás Cheadúnaithe | Learner Permit Licences / Ceadúnais Foghlaimeora | Annual Licences / Ceadúnais Bhliantúla | Triennial Licences / Ceadúnais Trí Bliana | 10 Year Licences / Ceadúnais 10 mbliana | Total Number of Driving Licences / An Líon iomlán Ceadúnais Tiomána |
|---|--|--|---|---|---|
| County Councils / Comhairlí Contae | | | | | |
| CARLOW / CEATHARLACH | 4,220 | 128 | 3,011 | 29,242 | 36,601 |
| CAVAN / AN CABHÁN | 4,533 | 97 | 3,946 | 34,126 | 42,702 |
| CLARE / AN CLÁR | 6,329 | 219 | 7,015 | 60,115 | 73,678 |
| *CORK / *CORCAIGH | 29,430 | 797 | 29,861 | 254,802 | 314,890 |
| DONEGAL / DÚN NA nGALL | 8,090 | 296 | 9,059 | 80,375 | 97,820 |
| *GALWAY / *GAILLIMH | 14,062 | 361 | 13,395 | 125,198 | 153,016 |
| KERRY / CIARRAÍ | 8,141 | 192 | 9,434 | 74,098 | 91,865 |
| KILDARE / CILL DARA | 12,771 | 222 | 8,145 | 101,698 | 122,836 |
| KILKENNY / CILL CHAINNIGH | 5,857 | 269 | 5,116 | 45,068 | 56,310 |
| LAOIS / LAOIS | 4,594 | 240 | 3,766 | 33,978 | 42,578 |
| LEITRIM / LIATROIM | 1,704 | 70 | 2,012 | 16,121 | 19,907 |
| LIMERICK / LUIMNEACH | 7,336 | 252 | 7,662 | 70,375 | 85,625 |
| LONGFORD / AN LONGFORT | 2,367 | 52 | 2,228 | 18,187 | 22,834 |
| LOUTH / LÚ | 6,942 | 174 | 5,630 | 53,735 | 66,481 |
| MAYO / MAIGH EO | 7,153 | 285 | 7,851 | 65,824 | 81,113 |
| MEATH / AN MHÍ | 10,041 | 239 | 8,179 | 87,316 | 105,775 |
| MONAGHAN / MUINEACHÁN | 3,167 | 87 | 3,591 | 31,087 | 37,932 |
| OFFALY / UÍBH FHAILÍ | 4,410 | 146 | 3,736 | 35,372 | 43,664 |
| ROSCOMMON / ROS COMÁIN | 3,464 | 113 | 4,329 | 31,950 | 39,856 |
| SLIGO / SLIGEACH | 3,421 | 159 | 4,119 | 33,291 | 40,990 |
| TIPPERARY NORTH / TIOBRAID ÁRANN THUAIDH | 4,231 | 154 | 4,539 | 35,946 | 44,870 |
| TIPPERARY SOUTH / TIOBRAID ÁRANN THEAS | 6,018 | 181 | 5,547 | 43,083 | 54,829 |
| WATERFORD / PORT LÁIRGE | 3,368 | 96 | 4,055 | 32,409 | 39,928 |
| WESTMEATH / AN IARMHÍ | 5,169 | 171 | 4,429 | 41,080 | 50,849 |
| WEXFORD / LOCH GARMAN | 9,065 | 749 | 8,348 | 70,319 | 88,481 |
| WICKLOW / CILL MHANTÁIN | 8,215 | 311 | 7,350 | 66,635 | 82,511 |
| City Councils / Comhairlí Cathrach | | | | | |
| *DUBLIN / *BAILE ÁTHA CLIATH | 80,390 | 2,126 | 61,891 | 526,750 | 671,157 |
| LIMERICK / LUIMNEACH | 3,471 | 85 | 3,071 | 22,204 | 28,831 |
| WATERFORD / PORT LÁIRGE | 3,469 | 67 | 2,648 | 22,446 | 28,630 |
| TOTAL / IOMLÁN | 271,428 | 8,338 | 243,963 | 2,142,830 | 2,666,559 |
| Change from 2010 return | | | | | |
| Athrú ó aiscur 2010 | -8,449 | 227 | 19,691 | 42 | 11,511 |

* City and County / *Cathrach agus Contae