

Irish Bulletin of Vehicle and Driver Statistics

Ráiteas Staidrimh na hÉireann
maidir le Feithiclí agus Tiománaithe

2010



**An Roinn Iompair
Turasóireachta agus Spóirt**

Department of Transport, Tourism and Sport

Irish Bulletin of
VEHICLE AND DRIVER STATISTICS
2010

Ráiteas Staidrimh na hÉireann
MAIDIR LE FEITHICLÍ AGUS TIOMÁNAITHE
2010

Copies available from
Dept. of Transport, Tourism and Sport website:

www.transport.ie

Cóipeanna ar fail ó
shuíomh gréasáin na
Roinne Iompair Turasóireachta agus Spóirt:

When statistics from this Bulletin are
used or published the source should be
acknowledged.

Ba choir aitheantas a thabhairt don
fhoinse seo má úsáidtear nó má
fhoilsítear staidrimh ón Ráiteas seo.



An Roinn Iompair
Turasóireachta agus Spóirt
Department of Transport, Tourism and Sport

Contents

Introduction

Page

Key Statistics

1 - 2

Section 1: Mechanically propelled Vehicles under Current Licence on 31st December, 2010

Vehicle Statistics 1985 - 2010	3
Number of Mechanically Propelled Vehicles by Taxation Class	4
Number of Private Cars by Engine Capacity & CO ₂ Emissions	5
Number of Goods Vehicles by Unladen Weight	6
Number of Private Cars by Engine Capacity in each Licensing Authority area	7
Number of Private Cars by CO ₂ Emission Band in each Licensing Authority area	8
Number of Goods Vehicles by Unladen Weight in each Licensing Authority area	9
Number of Tractors by Taxation Class in each Licensing Authority area	10
Number of Motor Cycles by Engine Capacity in each Licensing Authority area	11
Number of Exempt, Public Service and other Vehicles in each Licensing Authority area	12
Number of Private Cars by Make	13
Number of Private Cars by Make in each Licensing Authority area	14 - 16
Number of Goods Vehicles by Make in each Licensing Authority area	17 - 18
Number of Tractors by Make in each Licensing Authority area	19 - 20
Number of Motor Cycles by Make in each Licensing Authority area	21 - 22
Number of Vehicles by Taxation Class and Type of Fuel	23
Age of Private Cars by Engine Capacity and CO ₂ Emissions	24
Age of Goods Vehicles	25

Section 2: New Vehicles first Licensed in 2010

Number of New Vehicles Licensed in 2010 broken down by Taxation Class	26
New Private Cars by Make Licensed in 2010	27
Number of New Vehicles Licensed in 2010 by Taxation Class and Type of Fuel	28
Number of New Private Cars Licensed in 2010 by CO ₂ Emission Band and Type of Fuel	29
Number of Vehicles Licensed for the first time 2000 - 2010 by Taxation Class	30
Number of Vehicles Licensed for the first time 2000 - 2010 in each Licensing Authority area	31

Section 3: Driving Licences current on 31st December, 2010

Driving Licences by Type in each Licensing Authority area	32
---	----

Figures:

Vehicle Statistics 1985 - 2010	3
Mechanically Propelled Vehicles under Current Licence	4
National Vehicle Fleet by Type of Fuel	23
Age of Private Cars	24
Age of Goods Vehicles	25
New Vehicles Licensed in 2010 by Taxation Class	26

Clár

Réamhrá

leathanach

Príomhstaidrimh

1 - 2

Cuid 1: Feithiclí Inneallghluaiste faoi Cheadúnas Reatha amhail an 31 Nollaig, 2010

Staidrimh Feithiclí 1985 - 2010	3
An Líon Feithiclí Inneallghluaiste de réir Aicme Cánachais	4
An Líon Carranna Príobháideacha de réir Toilleadh Innill & Astaíochta CO ₂	5
An Líon Feithiclí Earraí de réir Meáchain gan Ualach	6
An Líon Carranna Príobháideacha de réir Toilleadh Innill i ngach Ceantar Údaráis Cheadúnaithe	7
An Líon Carranna Príobháideacha de réir Astaíochta CO ₂ Banda i ngach Ceantar Údaráis Cheadúnaithe	8
An Líon Feithiclí Earraí de réir Meáchain gan Ualach i ngach Ceantar Údaráis Cheadúnaithe	9
An Líon Tarracóirí de réir Aicme Cánachais i ngach Ceantar Údaráis Cheadúnaithe	10
An Líon Gluaisrothair de réir Toilleadh Innill i ngach Ceantar Údaráis Cheadúnaithe	11
An Líon Feithiclí Díolmhaithe, Seirbhíse Poiblí agus Eile i ngach Ceantar Údaráis Cheadúnaithe.	12
An Líon Carranna Príobháideacha de réir Déanaimh	13
An Líon Carranna Príobháideacha de réir Déanaimh i ngach Ceantar Údaráis Cheadúnaithe	14 - 16
An Líon Feithiclí Earraí de réir Déanaimh i ngach ceantar Údaráis Cheadúnaithe	17 - 18
An Líon Tarracóirí de réir Déanaimh i ngach ceantar Údaráis Cheadúnaithe	19 - 20
An Líon Gluaisrothair de réir Déanaimh i ngach ceantar Údaráis Cheadúnaithe	21 - 22
An Líon Feithiclí de réir Aicme Cánachais agus Cineál Breosla	23
Aois Carranna Príobháideacha de réir Toilleadh Innill & Astaíochta CO ₂	24
Aois Feithiclí Earraí	25

Cuid 2: Feithiclí Nua a Ceadúnú ar dtús i 2010

An Líon Feithiclí Nua a Ceadúnú i 2010 briste síos de réir Aicme Cánachais Carranna Príobháideacha Nua de réir Déanaimh a Ceadúnú i 2010	26
An Líon Feithiclí Nua a Ceadúnú i 2010 de réir Aicme Cánachais agus Cineál Breosla	27
An Líon Carranna Príobháideacha a Ceadúnú i 2010 de réir Astaíochta CO ₂ Banda agus Cineál Breosla	28
An Líon Feithiclí a Ceadúnú don chéad uair 2000 - 2010 de réir Aicme Cánachais	29
An Líon Feithiclí a Ceadúnú don chéad uair 2000 - 2010 i ngach ceantar Údaráis Cheadúnaithe	30
	31

Cuid 3: Ceadúnais Tiomána reatha amhail an 31ú Nollaig, 2010

Ceadúnais Tiomána de réir Cineáil i ngach ceantar Údaráis Cheadúnaithe	32
--	----

Figiúirí:

Staidrimh Feithicle 1985 - 2010	3
Feithiclí Inneallghluaiste faoi Cheadúnas Reatha	4
Flít Feithiclí Náisiúnta de réir Cineál Breosla	23
Aois Carranna Príobháideacha	24
Aois Feithiclí Earraí	25
Feithiclí Nua Ceadúnaithe i 2010 de réir Aicme Cánachais	26

Irish Bulletin of

VEHICLE AND DRIVER STATISTICS

2010

INTRODUCTION

This bulletin contains a broad range of statistical tables covering:

- The size, composition, age and fuel type of licensed vehicles
- New and imported used vehicles licensed for the first time.
- Driver licensing.

The bulletin shows mainly that:

- The total number of licensed vehicles at 31st December 2010 was 2,416,387. A decrease of 51,273 (-2.08%) vehicles on the December 2009 figure. The main components of the vehicle fleet include 1,872,715 private cars, 327,096 goods vehicles, 63,677 agricultural tractors and 38,145 motor cycles [Table 2].
- CO₂ Emission values were introduced as a basis for the assessment of motor tax in respect of all Private cars after 1st July 2008. 237,267 vehicles were licensed based on their CO₂ emissions as at 31st December 2010 [Table 3].
- 103,076 new vehicles were licensed in 2010. This represents an increase of 29,951 (41%) on the 2009 figure [Table 16]. 57,342 imported used vehicles were licensed in 2010, which represented a decrease of 18,922 (-25%), on the 2009 figure.
- 60.3% of vehicles use petrol while 39.2% operate on diesel [Table 13].
- 75% of private cars are 4 years old and over while 56% are 6 years old and over [Table 14].
- 73.4% of goods vehicles are 4 years old and over while 50.5% are 6 years old and over [Table 15].
- Licensed drivers totaled 2.65 million at 31st December 2010 - 89.5% held full licenses while the balance held learner permit licenses [Table 21].

Ráiteas Staidrimh Na hÉireann

MAIDIR LE FEITHICLÍ AGUS TIOMÁNAITHE 2010

Réamhrá

Sa ráiteas seo tá réimse leathan de tháblaí staitistiúla ar a n-áirítear:

- Méid, comhdhéanamh, aois agus breosla-chinéal feithicilí ceadúnaithe.
- Feithicilí nua agus feithicilí athlámhe allmhairithe a cheadúnaítear don chéad uair.
- Ceadúnú tiománaithe.

Is iad na príomhphointí a thaispeántar sa ráiteas:

- Ar an 31 Nollaig 2010 ba é líon iomlán na bhfeithicilí ceadúnaithe ná 2,416,387. Tá laghdú de 51,273 (-2.08%) ná an leibhéal feithicilí ag Nollaig 2009. Is iad na príomhranna feithicilí san iomlán ná 1,872,715 carranna príobháideacha, 327,096 feithicilí earraí, 63,677 tarracóirí talmhaíochta agus 38,145 gluaisrothair [Tábla 2].
- Tugadh luachanna Astuithe CO₂ isteach mar bhunús don mheasúnú ar mhótarcháin I leith gach carr príobháideach a cláraíodh tar éis 1 Iúil 2008. Ceadúnaíodh 237,267 feithicilí bunaithe ar a n-astuithe CO₂ amhail an 31 Nollaig 2010 [Tábla 3].
- Ceadúnaíodh 103,076 feithicilí nua i 2010. Méadú 29,951 (41%) é sin ar fhiigiúr 2009 [Tábla 16]. Ceadúnaíodh 57,342 feithicilí úsáidte allmhairithe i 2010 rud ab ionann agus laghdú 18,922 (-25%) ar fhiigiúirí 2009.
- Usáideann 60.3% de fheithicilí peitreal agus oibríonn 39.2% ar diosail [Tábla 13].
- Tá 75% de na carranna príobháideacha 4 bliana d'aois agus níos mó agus tá 56% díobh 6 bliana d'aois agus níos mó [Tábla 14].
- Tá 73.4% de na feithicilí earraí 4 bliana d'aois agus níos mó agus tá 50.5% díobh 6 bliana d'aois agus níos mó [Tábla 15].
- Ba é 2.65 milliun an líon iomlán tiománaithe ceadúnaithe ar an 31 Nollaig 2010 - bhí ceadúnas iomlán ag 89.5% fad is bhí ceadúnais foghlaimora ag an bhfuilleach [Tábla 21].

Key Statistics

1 No. of Mechanically Propelled Vehicles by Taxation Class (at 31st December, 2010).

Year	Private Cars	Goods Vehicles	Agricultural Tractors etc.	Motor Cycles	Others	Total
1985	709,546	93,369	68,552	26,025	17,266	914,758
1990	796,408	143,166	72,814	22,744	19,127	1,054,259
1995	990,384	141,785	77,925	23,452	28,957	1,262,503
2000	1,319,250	205,575	73,806	30,638	52,952	1,682,221
2005	1,662,157	286,548	76,307	34,300	79,368	2,138,680
2010	1,872,715	327,096	63,677	38,145	114,754	2,416,387

2 No. of Vehicles by Type of Fuel (at 31st December, 2010).

Petrol	1,456,647	60.28%
Diesel	946,912	39.19%
Petrol and Electric	5,327	0.22%
Petrol and Ethanol	7,157	0.30%
Others	<u>344</u>	<u>0.01%</u>
Total	2,416,387	100%

3 Age of Vehicles (at 31st December, 2010).

	Private Cars	Goods Vehicles
4 Years old and over	1,398,524 (75%)	239,980 (73.4%)
6 Years old and over	1,050,346 (56%)	165,095 (50.5%)

4 New Vehicles -First Licensed (year ending 31st December).

	2010	2009	Change
Private Cars	84,907	54,432	55.99%
Goods Vehicles	10,510	10,051	4.57%
Agricultural Tractors etc.	1,359	1,883	(-27.83%)
Motor Cycles	1,321	1,879	(-29.70%)
Others	<u>4,979</u>	<u>4,880</u>	<u>2.03%</u>
Total	103,076	73,125	40.96%

5 Driving Licensing.

(a) Classification of Licences (year ending 31st December)

	2010	2005
Full	2,375,171 (89.5%)	1,947,933 (82.8%)
Learner Permit	<u>279,877 (10.5%)</u>	<u>404,607 (17.2%)</u>
Total	2,655,048 (100%)	2,352,540 (100%)

Príomhstaidrimh

1 An Líon Feithiclí Ineallghluaiste de réir Aicme Canachais (amhail an 31ú Nollaig, 2010).

Bliain	Carranna Príobháideacha	Feithiclí Earraí	Tarracóirí Taimhaíochta etc..	Gluaisrothair	Eile	Iomlán
1985	709,546	93,369	68,552	26,025	17,266	914,758
1990	796,408	143,166	72,814	22,744	19,127	1,054,259
1995	990,384	141,785	77,925	23,452	28,957	1,262,503
2000	1,319,250	205,575	73,806	30,638	52,952	1,682,221
2005	1,662,157	286,548	76,307	34,300	79,368	2,138,680
2010	1,872,715	327,096	63,677	38,145	114,754	2,416,387

2 An Líon Feithiclí de réir Cineál breoisia (amhail an 31ú Nollaig, 2010).

Peitreal	1,456,647	60.28%
Díosál	946,912	39.19%
Peitreal agus Leictreach	5,327	0.22%
Peitreal agus Eatánal	7,157	0.30%
Eile	344	0.01%
Iomlán	2,416,387	100%

3 Aois Feithiclí (amhail an 31ú Nollaig, 2010).

	Carranna Príobháideacha	Feithiclí Earraí
4 bliana d'aois agus níos mó	1,398,524 (75%)	239,980 (73.4%)
6 bliana d'aois agus níos mó	1,050,346 (56%)	165,095 (50.5%)

4 Feithiclí Nua - Ceadúnaithe do chéad uair (bliain dár chríoch 31ú Nollaig).

	2010	2009	Change
Carranna Príobháideacha	84,907	54,432	55.99%
Feithiclí Earraí	10,510	10,051	4.57%
Tarracóirí Talmhaíochta etc.	1,359	1,883	(-27.83%)
Gluaisrothair	1,321	1,879	(-29.70%)
Eile	4,979	4,880	2.03%
Iomlán	103,076	73,125	40.96%

5 Ceadúnú Tiomána

(a) Rangú Ceadúnais (bliain dár chríoch 31ú Nollaig).

	2010	2005
Iomlán	2,375,171 (89.5%)	1,947,933 (82.8%)
Ceadúnas Foghlaimora	279,877 (10.5%)	404,607 (17.2%)
Iomlán	2,655,048 (100%)	2,352,540 (100%)

Section 1

Mechanically Propelled Vehicles under Current Licence./ Feithiclí Inneallghluaiste faoi Cheadúnas Reatha.

Table 1. Vehicle Statistics 1985 - 2010. / Tablá 1. Staidrimh Feithiclí 1985 - 2010.

Year / Bliain	Private Cars Carranna Príobháideacha	Motor Cycles Gluaisrothair	Goods Vehicles Feithiclí Earraí	Tractors, Excavators, Dumpers, etc. Tarracóirí, Tochtalóirí, Dumpalaithe, etc.	Public Service Vehicles Feithiclí Seirbhíse Poiblí		Exempt Vehicles Feithiclí Díolmhaithe	Others Eile	TOTAL IOMLÁN
					Small / Beag	Large / Mór			
1985	709,546	26,025	93,369	68,552	4,358	3,295	6,905	2,708	914,758
1986	711,087	25,735	101,475	66,149	4,710	3,422	7,146	2,760	922,484
1987	736,595	25,828	111,023	67,597	4,826	3,521	7,525	2,838	959,753
1988	749,459	24,877	118,764	69,219	4,952	3,701	7,598	2,726	981,296
1989	773,396	24,492	130,020	72,707	5,061	3,834	7,238	2,812	1,019,560
1990	796,408	22,744	143,166	72,814	4,977	4,047	7,255	2,848	1,054,259
1991	836,583	24,652	148,331	75,742	5,363	4,388	7,119	3,367	1,105,545
1992	858,498	24,649	144,798	76,784	5,711	4,557	7,514	3,962	1,126,473
1993	891,027	23,921	135,225	77,115	6,144	4,835	7,874	5,097	1,151,238
1994	939,022	23,632	135,809	77,680	6,925	4,985	8,052	6,168	1,202,273
1995	990,384	23,452	141,785	77,925	8,086	5,282	8,336	7,253	1,262,503
1996	1,057,383	23,847	146,601	78,696	9,219	5,535	8,661	8,674	1,338,616
1997	1,134,429	24,424	158,158	78,405	10,340	5,845	10,336	10,393	1,432,330
1998	1,196,901	24,398	170,866	78,047	11,249	6,096	11,748	11,548	1,510,853
1999	1,269,245	26,677	188,814	75,591	13,076	6,564	12,248	15,941	1,608,156
2000	1,319,250	30,638	205,575	73,806	13,637	6,957	13,864	18,494	1,682,221
2001	1,384,704	32,913	219,510	73,719	16,547	7,084	14,965	20,242	1,769,684
2002	1,447,908	33,147	233,069	73,956	18,252	7,090	16,186	20,438	1,850,046
2003	1,507,106	35,094	251,130	76,425	19,856	7,392	17,185	23,241	1,937,429
2004	1,582,833	34,854	268,082	76,697	20,744	7,430	18,847	26,820	2,036,307
2005	1,662,157	34,300	286,548	76,307	21,888	7,625	20,321	29,534	2,138,680
2006	1,778,861	34,927	318,604	78,520	23,284	7,997	22,117	32,083	2,296,393
2007	1,882,901	37,178	345,874	80,239	26,654	8,451	24,761	35,506	2,441,564
2008	1,924,281	39,409	351,307	79,613	29,053	8,911	26,441	38,553	2,497,568
2009	1,902,429	39,552	343,940	75,318	28,284	8,556	26,954	42,627	2,467,660
2010	1,872,715	38,145	327,096	71,457	26,680	8,245	27,092	44,957	2,416,387

**Figure 1. Vehicle Statistics 1985 - 2010
Figúir 1. Staidrimh Feithiclé 1985 - 2010**

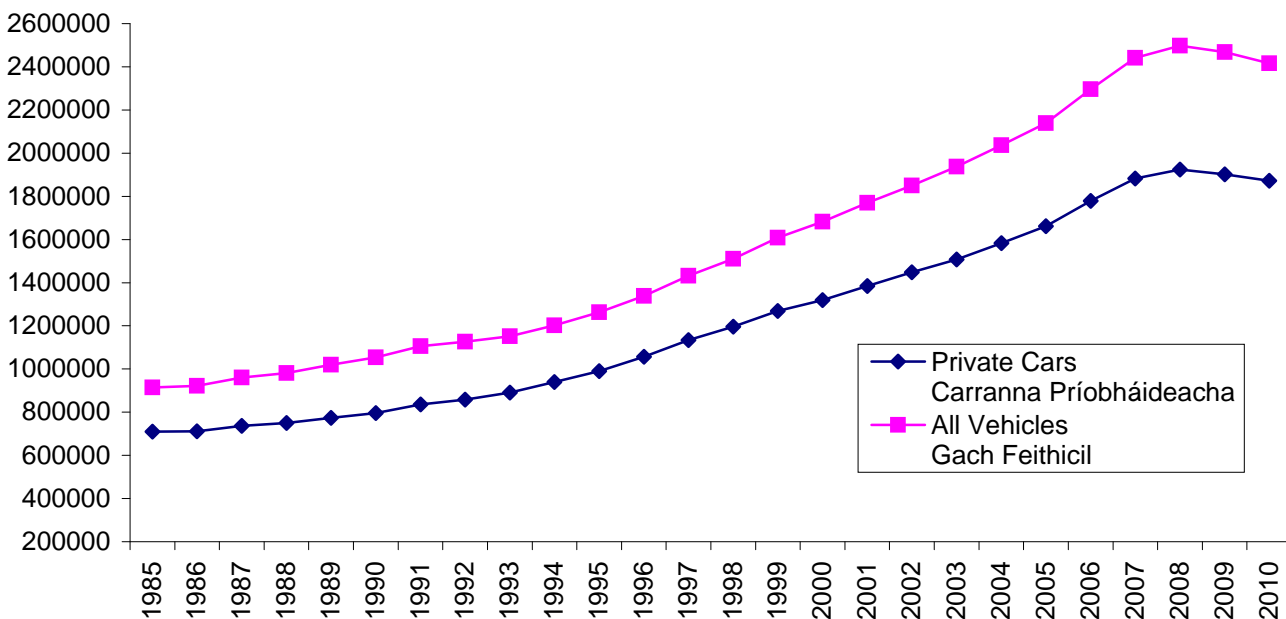


Table 2. Number of Mechanically Propelled Vehicles by Taxation Class at 31st December 2010. (2009 figures included for comparison purposes).

Tábla 2. An Líon Feithiclí Inneallghluaiste de réir Aicme Cánachais amhail an 31ú Nollaig 2010. (figiúirí 2009 san áireamh ar mhaithe le comparáid a dhéanamh).

Taxation Class / Aicme Cánachais	2010	2009	Increase or Decrease Ardú nó Íslíú	% Increase or Decrease % Ardú nó Íslíú
Private Cars / Carranna Príobháideacha	1,872,715	1,902,429	-29,714	-1.56
Goods Vehicles / Feithiclí Earraí	327,096	343,940	-16,844	-4.90
Agricultural Tractors / Tarracóirí Talmhaíochta	63,677	66,360	-2,683	-4.04
Motorcycles / Gluaisrothair	38,145	39,552	-1,407	-3.56
Small Public Service Vehicles / Feithiclí Seirbhíse Poiblí Beaga	26,680	28,284	-1,604	-5.67
Exempt Vehicles / Feithiclí Díolmhaithe	27,092	26,954	138	0.51
Vintage Vehicles / Feithiclí Seanré	25,197	22,891	2,306	10.07
Motor Caravans / Mótarcharbháin	10,770	10,294	476	4.62
Large Public Service Vehicles / Feithiclí Seirbhíse Poiblí Móra	8,245	8,556	-311	-3.63
Mobile Machines / Meaisíní Soghluaiste	5,642	6,000	-358	-5.97
Excavators, Trench Diggers etc. / Tochtóirí, Tochtóirí Trinsí etc.	4,390	4,858	-468	-9.63
Small Dumpers & Forklift Truck / Dumpálaithe beaga & Trucail Ardaithe	2,360	2,891	-531	-18.37
General Haulage Tractors / Tarracóirí Iompair Ginearálta	1,009	1,143	-134	-11.72
Schoolbuses / Busanna Scoile	871	938	-67	-7.14
Hearses / Eileatraim	820	824	-4	-0.49
Youth/Community Buses / Busanna Óige/Pobail	819	846	-27	-3.19
Island Vehicles / Feithiclí Oileán	838	834	4	0.48
Off Road Dumpers / Dumpálaithe den Bhóthar	21	66	-45	-68.18
TOTAL / IOMLÁN	2,416,387	2,467,660	-51,273	-2.08

Figure 2. Mechanically Propelled Vehicles Under Current Licence. Figiúr 2. Feithiclí Inneallghluaiste faoi Cheadúnas Reatha.

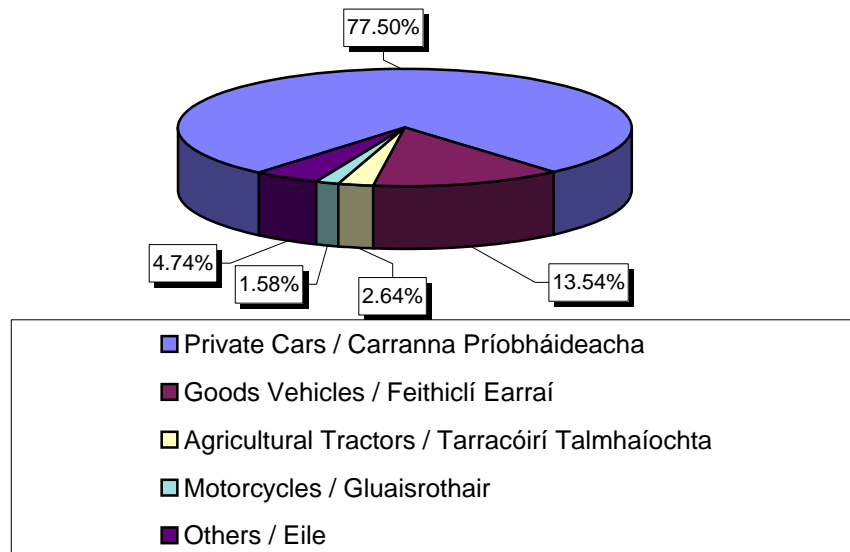


Table 3. Number of Private Cars by Engine Capacity and CO₂ Emissions.

Tábla 3. An Líon Carranna Príobhaideacha de réir Toilleach Innill & Astaíochta CO₂

Basis for Motor Tax/An Bonn Mótarchánach										GRAND TOTAL / IOMLÁN AR FAD	
Cubic Centimetres/ Ceintiméadar Ciúbach	Total / Iomlán	CO ₂ Emissions Band*/Astaíochta CO ₂ Banda									
		A	B	C	D	E	F	G	Total / Iomlán		
Not exceeding 1000 / Gan Níos mó ná 1000	137,940	5,076	4,749							9,825	147,765
1001 to/go dtí 1100	6,855	488	409							897	7,752
1101 to/go dtí 1200	94,905	665	15,970	66	23					16,724	111,629
1201 to/go dtí 1300	119,161	3,644	17,637	996	204					22,481	141,642
1301 to/go dtí 1400	438,837	5,141	13,577	15,057	5,056	36				38,867	477,704
1401 to/go dtí 1500	56,640	9,066	12,055	2,177	404	57				23,759	80,399
1501 to/go dtí 1600	260,356	17,731	11,497	2,925	3,360	1,641	13			37,167	297,523
1601 to/go dtí 1700	6,254	235	1,168	287	15	2				1,707	7,961
1701 to/go dtí 1800	104,898	384	3,264	5,006	4,724	875	228	2		14,483	119,381
1801 to/go dtí 1900	129,385	489	8,201	5,506	534	81	26			14,837	144,222
1901 to/go dtí 2000	182,542	1,965	18,725	15,923	4,716	2,069	495	7		43,900	226,442
2001 to/go dtí 2100	512					2				2	514
2101 to/go dtí 2200	22,647		492	1,912	826	2,251	166	5		5,652	28,299
2201 to/go dtí 2300	7,092		292	718	778	672	8	3		2,471	9,563
2301 to/go dtí 2400	4,118	1	1	3	31	43	100	5		184	4,302
2401 to/go dtí 2500	21,077				5	65	107	27		204	21,281
2501 to/go dtí 2600	1,741						82	1		83	1,824
2601 to/go dtí 2700	4,213				37	154	56	11		258	4,471
2701 to/go dtí 2800	4,694						276	55		331	5,025
2801 to/go dtí 2900	603						2			2	605
2901 to/go dtí 3000	19,030			24	245	643	1,511	191		2,614	21,644
Exceeding 3000 / Níos mó ná 3000	11,948		131	68		120	337	163		819	12,767
TOTAL / IOMLÁN	1,635,448	44,885	108,168	50,668	20,958	8,711	3,407	470		237,267	1,872,715

* CO₂ Emissions values were introduced as a basis for the assessment of motor tax in respect of all Private Cars registered after 1st July 2008.

* Tugadh luachanna Astuithe CO₂ isteach mar bhunús don mheasúnú ar mhótarcháin I leith gach carr príobháideach a cláraíodh tar éis 1 Iúil 2008.

Table 4. Number of Goods Vehicles by Unladen Weight.
Tábla 4. An Líon Feithiclí Earraí de réir Meáchain gan ualach.

Unladen Weight (Kilograms)/Meáchan gan Ualach (cileagram)	Number used for carriage of goods for hire or reward 2	An líon a húsáideadh chun earraí a iompar ar cíos nó ar son luach saothair 2	Number used for carriage of licensee's goods only 3	An líon a húsáideadh chun earraí a iompar don cheadúnaí amháin 3	Total Number of Goods Vehicles (Total of Columns 2 & 3)	An líon iomlán Feithiclí Earraí (Iomlán Colúin 2 & 3)
Not Exceeding 610/Gan níos mó ná 610	101		1,809		1,910	
611 to/go dtí 813	6		196		202	
814 to/go dtí 1016	147		2,608		2,755	
1017 to/go dtí 1270	2,073		55,070		57,143	
1271 to/go dtí 1524	1,550		43,362		44,912	
1525 to/go dtí 1778	2,133		54,346		56,479	
1779 to/go dtí 2032	2,989		81,160		84,149	
2033 to/go dtí 2286	1,126		30,546		31,672	
2287 to/go dtí 2540	437		9,679		10,116	
2541 to/go dtí 2794	215		3,493		3,708	
2795 to/go dtí 3048	161		2,294		2,455	
3049 to/go dtí 3302	81		1,017		1,098	
3303 to/go dtí 3556	83		1,053		1,136	
3557 to/go dtí 3810	92		936		1,028	
3811 to/go dtí 4064	97		1,034		1,131	
4065 to/go dtí 5080	387		3,459		3,846	
5081 to/go dtí 6096	237		2,099		2,336	
6097 to/go dtí 7112	186		1,336		1,522	
7113 to/go dtí 8128	239		1,671		1,910	
8129 to/go dtí 9144	310		1,826		2,136	
9145 to/go dtí 10160	284		1,486		1,770	
10161 to/go dtí 11176	418		1,859		2,277	
11177 to/go dtí 12192	767		2,387		3,154	
12193 to/go dtí 13208	537		2,128		2,665	
13209 to/go dtí 14224	535		1,775		2,310	
14225 to/go dtí 15240	356		1,224		1,580	
Exceeding 15241/Níos mó ná 15241	347		1,323		1,670	
Sub-Total / Fo-iomlán	15,894		311,176		327,070	
Electrically Propelled / Leictreachas ghluaiste						
not exceeding 1270 kilos / gan níos mó ná 1270	0		12		12	
exceeding 1270 kilos / níos mó ná 1270	0		14		14	
TOTAL / IOMLÁN	15,894		311,202		327,096	

Table 5. Number of Private Cars by Engine Capacity in each Licensing Authority Area.
Tábla 5. An Líon Carranna Príobhaideacha de réir toilleach lill i ngach Ceantar Údaráis Cheadúnaithe.

Licensing Authority / Údarás Cheadúnaithe	ENGINE CAPACITY (CUBIC CENTIMETRES)/TOILLEADH INNILL (CENTIMEADAR CIUBACH)													2501 and over/agus níos mó	TOTAL / IOMLÁN
	Up to/Go dtí 900	901 - 1000	1001 - 1100	1101 - 1200	1201 - 1300	1301 - 1400	1401 - 1500	1501 - 1600	1601 - 1700	1701 - 1800	1801 - 1900	1901 - 2000	2001 - 2500		
<i>County Councils / Comhairlí Contae</i>															
CARLOW / CEATHARLACH	59	1,681	88	1,351	1,662	5,699	729	3,287	85	1,180	2,439	2,490	657	424	21,831
CAVAN / AN CABHÁN	51	1,733	86	1,197	1,499	6,252	1,021	3,292	139	1,242	3,031	2,857	808	428	23,636
CLARE / AN CLÁR	68	3,510	180	2,047	3,110	13,442	1,804	7,862	136	2,668	3,879	4,892	1,442	802	45,842
*CORK / *CORCAIGH	575	16,196	725	11,398	16,972	59,100	5,007	33,160	580	12,587	14,351	22,008	6,111	4,280	203,050
DONEGAL / DÚN NA nGALL	126	3,652	219	3,115	2,776	14,449	1,518	7,496	631	2,340	7,034	6,588	1,455	797	52,196
*GALWAY *GAILLIMH	143	6,245	373	4,119	5,335	24,935	3,136	14,000	356	5,186	8,838	10,334	3,062	2,025	88,087
KERRY / CIARRAÍ	116	4,291	158	2,780	3,855	16,915	2,306	9,988	246	3,331	5,179	5,779	1,647	1,020	57,611
KILDARE / CILL DARA	191	5,914	293	5,151	5,146	19,181	2,507	12,012	246	5,127	5,578	8,726	3,058	2,521	75,651
KILKENNY / CILL CHAINNIGH	86	2,791	206	1,952	2,391	9,570	1,298	5,243	105	1,796	3,050	3,958	1,222	709	34,377
LAOIS / LAOIS	57	2,057	101	1,361	1,659	6,565	999	3,765	169	1,282	3,042	3,268	969	465	25,759
LEITRIM / LIATROIM	18	940	70	614	721	2,924	386	1,459	118	489	1,914	1,298	310	155	11,416
LIMERICK / LUIMNEACH	90	4,272	192	2,582	3,494	15,572	1,790	9,075	195	3,094	4,081	5,740	1,545	1,031	52,753
LONGFORD / AN LONGFORT	37	1,101	61	639	748	3,336	549	1,889	70	629	1,966	1,506	381	194	13,106
LOUTH / LÚ	88	3,392	147	2,878	2,425	10,367	1,360	5,293	159	2,073	3,290	4,058	1,228	884	37,642
MAYO / MAIGH EO	105	3,542	132	2,012	3,144	13,252	1,387	7,610	287	2,807	5,033	5,621	1,485	787	47,204
MEATH / AN MHÍ	120	4,378	226	4,134	4,053	16,201	2,350	10,016	227	4,135	6,050	7,893	2,657	2,020	64,460
MONAGHAN / MUINEACHÁN	33	1,329	93	1,213	1,095	5,115	576	2,468	214	986	2,697	2,672	645	377	19,513
OFFALY / UÍBH FHAILÍ	61	2,279	88	1,365	1,627	6,772	1,136	3,906	115	1,300	2,593	3,115	844	474	25,675
ROSCOMMON / ROS COMÁIN	54	1,676	99	1,015	1,670	6,524	912	3,523	102	1,097	2,993	2,520	749	341	23,275
SLIGO / SLIGEACH	47	2,069	152	1,266	1,633	6,728	863	3,727	136	1,166	2,428	2,654	663	351	23,883
NORTH TIPPERARY / TIOBRAID ÁRANN THUADH	48	2,382	121	1,420	1,612	7,924	1,197	4,701	92	1,368	2,922	3,555	941	506	28,789
SOUTH TIPPERARY / TIOBRAID ÁRANN THEAS	86	2,731	126	1,859	2,367	9,721	1,223	5,254	108	1,905	2,983	3,870	1,180	616	34,029
WATERFORD / PORT LÁIRGE	76	2,124	76	1,466	1,899	7,389	1,003	4,260	69	1,605	2,175	3,136	979	580	26,837
WESTMEATH / AN IARMHÍ	85	2,459	95	1,851	2,077	7,805	1,340	4,532	155	1,598	3,971	3,683	1,141	648	31,440
WEXFORD / LOCH GARMAN	190	4,451	239	3,797	4,040	14,334	2,001	7,929	205	2,833	4,979	6,433	1,769	1,153	54,353
WICKLOW / CILL MHANTÁIN	184	4,245	236	3,177	4,052	12,831	1,787	7,994	148	3,653	3,845	6,334	2,438	2,144	53,068
<i>City Councils/ Comhairlí Cathrach</i>															
*DUBLIN / *BAILE ÁTHA CLIATH	1,481	38,455	2,075	26,554	34,863	105,075	15,185	70,476	1,094	35,012	17,527	44,580	15,248	15,844	423,469
LIMERICK / LUIMNEACH	68	2,000	111	1,217	1,660	5,894	586	3,325	35	1,233	841	1,506	412	322	19,210
WATERFORD / PORT LÁIRGE	88	1,614	87	1,375	1,576	4,965	684	2,814	32	1,176	676	1,468	400	331	17,286
TOTAL/IOMLÁN	4,431	133,509	6,855	94,905	119,161	438,837	56,640	260,356	6,254	104,898	129,385	182,542	55,446	42,229	1,635,448

*City and County/*Cathrach agus Contae

Table 5a. Number of Private Cars by CO₂ Emission Band in each Licensing Authority Area.

Tábla 5a. An Líon Carranna Priobhaideacha de réir Astaíochta CO₂ Banda i ngach Ceantar Údarás Cheadúnaithe.

Licensing Authority / Údarás Cheadúnaithe	CO ₂ EMISSIONS BAND / ASTAÍOCHTA CO ₂ BANDA							TOTAL (CO ₂) / IOMLÁN (CO ₂)	GRAND TOTAL (All Private) / IOMLÁN AR FAD (Gach Priobháideacha)
	A	B	C	D	E	F	G		
<i>County Councils / Comhairlí Contae</i>									
CARLOW / CEATHARLACH	670	1,562	659	260	93	41	6	3,291	25,122
CAVAN / AN CABHÁN	662	1,538	739	256	133	41	1	3,370	27,006
CLARE / AN CLÁR	1,162	2,648	1,251	558	200	53	11	5,883	51,725
*CORK / *CORCAIGH	5,589	14,099	5,934	2,893	1,069	415	36	30,035	233,085
DONEGAL / DÚN NA nGALL	1,502	3,561	1,468	497	192	72	7	7,299	59,495
*GALWAY *GAILLIMH	2,087	5,009	2,246	851	361	169	11	10,734	98,821
KERRY / CIARRAÍ	1,217	2,965	1,108	556	205	63	6	6,120	63,731
KILDARE / CILL DARA	2,121	5,035	2,418	931	444	201	29	11,179	86,830
KILKENNY / CILL CHAINNIGH	989	2,251	1,090	429	137	68	5	4,969	39,346
LAOIS / LAOIS	781	1,664	808	314	97	22	10	3,696	29,455
LEITRIM / LIATROIM	321	719	312	95	24	11		1,482	12,898
LIMERICK / LUIMNEACH	1,498	3,428	1,498	696	278	94	10	7,502	60,255
LONGFORD / AN LONGFORT	373	853	380	111	57	19		1,793	14,899
LOUTH / LÚ	1,408	3,072	1,323	458	224	65	9	6,559	44,201
MAYO / MAIGH EO	1,141	2,724	1,192	432	173	45	5	5,712	52,916
MEATH / AN MHÍ	1,776	4,240	2,050	815	393	141	17	9,432	73,892
MONAGHAN / MUINEACHÁN	548	1,318	717	221	115	26	5	2,950	22,463
OFFALY / UÍBH FHAILÍ	766	1,671	752	303	132	39	4	3,667	29,342
ROSCOMMON / ROS COMÁIN	867	1,834	726	370	182	31	1	4,011	27,286
SLIGO / SLIGEACH	640	1,503	663	203	84	33	1	3,127	27,010
NORTH TIPPERARY / TIOBRAID ÁRANN THUaidh	975	2,164	948	342	137	36	6	4,608	33,397
SOUTH TIPPERARY / TIOBRAID ÁRANN THEas	665	1,742	793	297	135	50	2	3,684	37,713
WATERFORD / PORT Láirge	736	1,948	779	321	91	35	4	3,914	30,751
WESTMEATH / AN IARMHÍ	927	2,004	835	324	144	68	6	4,308	35,748
WEXFORD / LOCH GARMAN	2,042	3,895	1,598	710	275	105	10	8,635	62,988
WICKLOW / CILL MHANTÁIN	1,314	2,960	1,377	604	270	132	16	6,673	59,741
<i>City Councils/ Comhairlí Cathrach</i>									
*DUBLIN / *BAILE ÁTHA CLIATH	11,104	29,263	15,803	6,589	2,843	1,232	231	67,065	490,534
LIMERICK / LUIMNEACH	512	1,186	717	313	143	56	2	2,929	22,139
WATERFORD / PORT Láirge	492	1,312	484	209	80	44	19	2,640	19,926
TOTAL/IOMLÁN	44,885	108,168	50,668	20,958	8,711	3,407	470	237,267	1,872,715

Table 6. Number of Goods Vehicles by Unladen Weight in each Licensing Authority Area.
 Tábla 6. An Líon Feithiclí Earraí de réir Meáchain gan ualach i ngach Ceantar Udaráis Cheadúnaithe.

Licensing Authority / Údarás Cheadúnaithe	Unladen Weight Expressed in Kilograms / Méachain gan Ualach (Cileagram)														
	Electric / Leictreach:		Up to 813	814 - 1016	1017 - 1270	1271 - 1524	1525 - 2032	2033 - 4064	4065 - 8128	8129 - 9144	9145 - 10160	10161 - 11176	11177 - 12192	12193 and over/agus níos mó	TOTAL IOMLÁN
	Up to/Go dtí 1270	Exc./Os C. 1270													
County Councils/Comhairlí Contae															
CARLOW / CEATHARLACH	0	0	34	51	1,111	822	2,260	1,017	168	29	24	41	60	171	5,788
CAVAN / AN CABHÁN	1	0	50	97	1,560	970	2,947	889	159	37	28	48	78	178	7,042
CLARE / AN CLÁR	1	1	261	70	1,836	1,362	4,791	1,291	209	36	34	29	48	177	10,146
*CORK / *CORCAIGH	2	2	225	406	6,858	5,519	17,872	5,449	1,313	252	202	236	309	1,218	39,863
DONEGAL / DÚN NA nGALL	1	0	53	266	3,271	2,177	6,200	1,867	349	71	52	99	106	265	14,777
*GALWAY *GAILLIMH	0	3	57	177	3,609	2,581	8,875	2,822	498	134	76	84	137	539	19,592
KERRY / CIARRAÍ	0	0	31	97	2,417	1,796	5,625	1,709	286	54	37	41	59	221	12,373
KILDARE / CILL DARA	0	0	96	93	2,148	1,608	5,874	2,482	432	89	90	108	135	339	13,494
KILKENNY / CILL CHAINNIGH	1	0	9	57	1,476	1,206	3,395	1,464	199	63	33	88	99	264	8,354
LAOIS / LAOIS	0	1	4	20	840	684	2,116	1,414	173	41	32	48	57	160	5,590
LEITRIM / LIATROIM	0	0	21	33	658	416	1,218	397	51	10	5	10	7	39	2,865
LIMERICK / LUIMNEACH	0	0	59	84	1,856	1,649	4,683	1,951	450	126	58	64	84	451	11,515
LONGFORD / AN LONGFORT	0	0	15	24	547	427	1,327	542	83	26	18	21	25	92	3,147
LOUTH / LÚ	0	0	47	50	1,396	962	3,023	1,097	274	66	77	96	118	180	7,386
MAYO / MAIGH EO	0	0	172	174	2,817	1,688	4,992	1,953	263	58	52	51	75	156	12,451
MEATH / AN MHÍ	0	0	39	114	2,255	1,749	5,937	2,410	419	92	72	138	162	362	13,749
MONAGHAN / MUINEACHÁN	0	0	26	56	1,427	952	2,768	852	194	54	37	122	205	338	7,031
OFFALY / UÍBH FHAILÍ	0	0	40	46	1,218	747	2,629	1,105	174	28	34	31	42	140	6,234
ROSCOMMON / ROS COMÁIN	0	0	28	62	1,081	716	2,570	825	103	29	19	27	40	109	5,609
SLIGO / SLIGEACH	1	0	31	57	1,088	714	2,491	771	231	39	21	41	34	78	5,597
NORTH TIPPERARY / TIOBRAID ÁRANN THUaidh	0	0	45	62	1,200	849	3,108	901	181	46	30	56	51	196	6,725
SOUTH TIPPERARY / TIOBRAID ÁRANN THEAS	0	0	32	80	1,422	1,012	3,218	1,252	237	43	34	67	81	248	7,726
WATERFORD / PORT Láirge	0	0	29	59	920	779	2,412	855	104	18	20	15	53	71	5,335
WESTMEATH / AN IARMHÍ	0	0	58	43	1,077	1,075	3,317	944	219	39	19	41	46	110	6,988
WEXFORD / LOCH GARMAN	0	1	76	100	2,102	1,699	5,511	2,085	334	83	100	115	461	369	13,036
WICKLOW / CILL MHANTÁIN	0	0	34	72	1,245	1,228	3,701	2,374	238	42	33	44	46	138	9,195
City Councils / Comhairlí Cathrach															
*DUBLIN / *BAILE ÁTHA CLIATH	4	5	504	271	8,792	8,624	25,331	10,442	2,018	501	513	497	512	1,498	59,512
LIMERICK / LUIMNEACH	0	1	19	16	462	487	1,320	712	174	13	7	13	10	76	3,310
WATERFORD / PORT Láirge	1	0	17	18	454	414	1,117	472	81	17	13	6	14	42	2,666
TOTAL/IOMLÁN	12	14	2,112	2,755	57,143	44,912	140,628	52,344	9,614	2,136	1,770	2,277	3,154	8,225	327,096

*City and County / *Cathrach agus Contae

Table 7. Number of Tractors by Taxation Class in each Licensing Authority Area.
 Tábla 7. An Líon Tarracóirí de réir Aicme Cánachais i ngach Ceantar Údarás Cheadúnaithe.

Licensing Authority Údarás Cheadúnaithe	Tractors / Tarracóirí		
	Agricultural /Taimhaíocht	General Haulage / Iompar Ginearálta	TOTAL / IOMLÁN
County Councils / Comhairli Contae			
CARLOW / CEATHARLACH	1,570	11	1,581
CAVAN / AN CABHÁN	1,889	2	1,891
CLARE / AN CLÁR	2,516	36	2,552
*CORK / *CORCAIGH	7,834	166	8,000
DONEGAL / DÚN NA nGALL	3,110	17	3,127
*GALWAY *GAILLIMH	4,212	93	4,305
KERRY / CIARRAÍ	3,566	72	3,638
KILDARE / CILL DARA	1,697	24	1,721
KILKENNY / CILL CHAINNIGH	3,361	46	3,407
LAOIS / LAOIS	1,994	23	2,017
LEITRIM / LIATROIM	756	6	762
LIMERICK / LUIMNEACH	2,820	17	2,837
LONGFORD / AN LONGFORT	974	3	977
LOUTH / LÚ	705	41	746
MAYO / MAIGH EO	4,237	116	4,353
MEATH / AN MHÍ	1,978	10	1,988
MONAGHAN / MUINEACHÁN	1,199	4	1,203
OFFALY / UÍBH FHAILÍ	1,946	17	1,963
ROSCOMMON / ROS COMÁIN	1,897	16	1,913
SLIGO / SLIGEACH	1,433	85	1,518
NORTH TIPPERARY / TIOBRAID ÁRANN THUaidh	2,300	33	2,333
SOUTH TIPPERARY / TIOBRAID ÁRANN THEAS	2,349	30	2,379
WATERFORD / PORT LáIRGE	1,624	29	1,653
WESTMEATH / AN IARMHÍ	1,493	12	1,505
WEXFORD / LOCH GARMAN	3,487	25	3,512
WICKLOW / CILL MHANTÁIN	1,431	5	1,436
City Councils / Comhairlí Cathrach			
*DUBLIN / *BAILE ÁTHA CLIATH	1,183	25	1,208
LIMERICK / LUIMNEACH	57	37	94
WATERFORD / PORT LáIRGE	59	8	67
TOTAL /IOMLÁN	63,677	1,009	64,686

Table 7a. Number of Motor Cycles by Engine Capacity in each Licensing Authority Area.
 Tábla 7a. An Líon Gluaisrothair de réir Toilleadh Innill i ngach Ceantar Údarás Cheadúnaithe.

Licensing Authority Údarás Cheadúnaithe	Motor Cycles / Gluaisrothair				
	Up to/Go dtí 75 c.c.	76 c.c. up to / go dtí 150 c.c.	151 c.c. up to / go dtí 250 c.c.	Over /Os cionn 250 c.c.	TOTAL / IOMLÁN
County Councils / Comhairli Contae					
CARLOW / CEATHARLACH	29	65	31	423	548
CAVAN / AN CABHÁN	25	48	20	309	402
CLARE / AN CLÁR	33	79	40	636	788
*CORK / *CORCAIGH	331	631	272	3,831	5,065
DONEGAL / DÚN NA nGALL	34	104	32	543	713
*GALWAY *GAILLIMH	93	160	65	968	1,286
KERRY / CIARRAÍ	82	161	64	736	1,043
KILDARE / CILL DARA	62	161	100	1,581	1,904
KILKENNY / CILL CHAINNIGH	42	79	42	697	860
LAOIS / LAOIS	16	49	18	403	486
LEITRIM / LIATROIM	11	31	7	110	159
LIMERICK / LUIMNEACH	55	121	30	797	1,003
LONGFORD / AN LONGFORT	8	23	35	119	185
LOUTH / LÚ	42	80	25	575	722
MAYO / MAIGH EO	41	74	35	455	605
MEATH / AN MHÍ	61	123	64	1,370	1,618
MONAGHAN / MUINEACHÁN	17	45	11	225	298
OFFALY / UÍBH FHAILÍ	31	76	78	497	682
ROSCOMMON / ROS COMÁIN	18	45	14	202	279
SLIGO / SLIGEACH	34	64	32	310	440
NORTH TIPPERARY / TIOBRAID ÁRANN THUaidH	30	45	23	436	534
SOUTH TIPPERARY / TIOBRAID ÁRANN THEAS	52	106	29	689	876
WATERFORD / PORT LÁIRGE	44	99	44	543	730
WESTMEATH / AN IARMHÍ	42	62	31	437	572
WEXFORD / LOCH GARMAN	68	153	63	1,105	1,389
WICKLOW / CILL MHANTÁIN	71	153	88	1,266	1,578
City Councils / Comhairlí Cathrach					
*DUBLIN / *BAILE ÁTHA CLIATH	1,406	2,300	838	7,968	12,512
LIMERICK / LUIMNEACH	32	79	20	248	379
WATERFORD / PORT LÁIRGE	49	75	33	332	489
TOTAL /IOMLÁN	2,859	5,291	2,184	27,811	38,145

Table 8. Number of Exempt, Public Service and Other Vehicles in each Licensing Authority Area.
 Tábla 8. An Líon Feithiclí Díolmhaithe, Seirbhíse Poiblí agus Eile i ngach Ceantar Udaráis Cheadúnaithe.

Licensing Authority / Udarás Ceadúnaithe	**Exempt Vehicles / **Feithiclí Diolmhaithe	Public Service Vehicles / Feithiclí I Seirbhíse Poiblí					***Other Classes / ***Aicmí Eile	GRAND TOTAL (All Classes) IOMLÁN AR FAD (Gach aicme)
		Small /Beag			Large / Mór	Total / Iomlán		
		Taxi / Tacsáí	Hackney / Heacnaí	Limousine / Limousine				
County Councils / Comhairlí Contae								
CARLOW / CEATHARLACH	275	135	59	7	90	291	1,161	34,766
CAVAN / AN CABHÁN	388	129	96		168	393	648	37,770
CLARE / AN CLÁR	726	279	239	37	181	736	1,760	68,433
*CORK / *CORCAIGH	3,238	1,661	692	133	790	3,276	7,429	299,956
DONEGAL / DÚN NA nGALL	1,002	233	316	14	516	1,079	2,941	83,134
*GALWAY *GAILLIMH	1,694	850	321	32	411	1,614	3,345	130,657
KERRY / CIARRAÍ	836	258	229	64	380	931	3,103	85,655
KILDARE / CILL DARA	774	808	232	68	290	1,398	2,125	108,246
KILKENNY / CILL CHAINNIGH	485	208	57	4	297	566	1,423	54,441
LAOIS / LAOIS	318	209	70	7	117	403	1,082	39,351
LEITRIM / LIATROIM	218	52	50	8	89	199	430	17,531
LIMERICK / LUIMNEACH	793	250	140	36	232	658	2,158	79,219
LONGFORD / AN LONGFORT	188	88	32	1	79	200	433	20,029
LOUTH / LÚ	711	553	106	14	145	818	810	55,394
MAYO / MAIGH EO	919	220	210	12	302	744	1,277	73,265
MEATH / AN MHÍ	734	1,154	160	59	259	1,632	1,524	95,137
MONAGHAN / MUINEACHÁN	319	17	105	4	162	288	656	32,258
OFFALY / UÍBH FHAILÍ	350	110	142	13	178	443	1,164	40,178
ROSCOMMON / ROS COMÁIN	385	54	122	3	80	259	1,008	36,739
SLIGO / SLIGEACH	386	157	49	14	102	322	968	36,241
NORTH TIPPERARY / TIOBRAID ÁRANN THUAIDH	403	33	129	9	116	287	1,006	44,685
SOUTH TIPPERARY / TIOBRAID ÁRANN THEAS	548	12	194	6	156	368	1,249	50,859
WATERFORD / PORT LÁIRGE	290	83	45	16	92	236	1,154	40,149
WESTMEATH / AN IARMHÍ	360	334	53	13	121	521	805	46,499
WEXFORD / LOCH GARMAN	599	181	157	16	197	551	2,323	84,398
WICKLOW / CILL MHANTÁIN	531	340	126	41	193	700	1,792	74,973
City Councils / Comhairlí Cathrach								
*DUBLIN / *BAILE ÁTHA CLIATH	9,011	12,262	245	308	2,423	15,238	7,307	595,322
LIMERICK / LUIMNEACH	297	410	48	7	54	519	290	27,028
WATERFORD / PORT LÁIRGE	314	193	32	5	25	255	357	24,074
TOTAL / IOMLÁN	27,092	21,273	4,456	951	8,245	34,925	51,728	2,416,387

* City and County / * Cathrach agus Contae

** Includes Government Owned, Diplomatic, Special (Invalid), Fire Brigade Vehicles, Ambulances, and Rescue Services Vehicles

** Áirítear Feithiclí Rialtais, Taidhleoireachta, Speisialta (Easlán), Feithiclí na mBríogád Dóiteáin, Otharcharranna agus Feithiclí Seirbhísí Tarrthála

*** Includes School Buses, Mobile Machines, Excavators, Dumpers, Hearses, Vintage/Veteran Cars, Motor Caravans and Island Vehicles

*** Áirítear Busanna Scoile, Meaisíní Soghluaiste, Tochaltóirí, Dumpálaithe, Eileatraim, Feithiclí Seanré, Mótarcharbháin agus Feithiclí Oileán

Table 9. Number of Private Cars by Make.

Tábla 9. An Líon Carranna Príobháideacha de réir Déanamh.

MAKE / DÉANAMH	VEHICLES / FEITHICLÍ	MAKE / DÉANAMH	VEHICLES / FEITHICLÍ
ALFA ROMEO	6,621	LOTUS	70
ASTON MARTIN	84	MASERATI	75
AUDI	58,274	MAZDA	44,413
AUSTIN	443	MERCEDES BENZ	57,195
AUSTIN ROVER	13	MG	1,027
BEDFORD	7	MINI	8,106
BENTLEY	133	MITSUBISHI	29,490
BMW	68,455	NISSAN	159,437
CADILLAC	15	OPEL	139,925
CHEVROLET	16,145	PERODUA	60
CHRYSLER	2,697	PEUGEOT	81,426
CITROEN	33,144	PORSCHE	992
DAF	2	PROTON	53
DAIHATSU	4,420	RELIANT	5
DAIMLER	32	RENAULT	101,152
DODGE	258	ROLLS ROYCE	17
FERRARI	44	ROVER	11,093
FIAT	44,160	SAAB	11,301
FORD	210,459	SEAT	34,410
HOLDEN	19	SKODA	44,884
HONDA	49,571	SMART	364
HYUNDAI	52,457	SSANGYONG	1,025
ISUZU	459	SUBARU	5,829
IVECO	13	SUZUKI	26,473
JAGUAR	4,397	TATA	22
JEEP	156	TOYOTA	275,457
KIA	18,177	TRIUMPH	2
KUBOTA	90	VAUXHALL	10,995
LADA	4	VOLKSWAGEN	211,804
LANCIA	37	VOLVO	25,518
LANDROVER	9,757	OTHER MAKES / DÉANAMH EILE	154
LDV/DAF	11	MAKE UNSPECIFIED / DEANAMH	568
LEXUS	8,725	NEAMHSHRONAITHE	
LEYLAND	94		
		Total / Iomlán	1,872,715

Table 9a. Number of Private Cars by Make in each Licensing Authority Area.

Tábla 9a. An Líon Carranna Príobháideacha de réir Déanaimh i ngach Ceantar Údaráis Cheadúnaithe.

Licensing Authority / Údarás Cheadúnaithe	MAKE / DÉANAMH											
	ALFA ROMEO	AUDI	BMW	CHEVROLET	CHRYSLER	CITROEN	DAIHATSU	FIAT	FORD	HONDA	HYUNDAI	ISUZU
County Councils/Comhairlí Contae												
CARLOW / CEATHARLACH	65	932	738	236	45	543	61	694	2,826	475	779	5
CAVAN / AN CABHÁN	41	953	646	354	30	397	52	374	2,958	536	628	4
CLARE / AN CLÁR	139	1,462	1,418	274	72	1,170	126	817	6,462	1,108	1,515	8
*CORK / *CORCAIGH	850	6,889	8,148	1,479	273	3,337	510	6,447	32,065	5,702	5,637	45
DONEGAL / DÚN NA NGALL	77	1,845	1,597	320	53	772	163	740	5,511	1,796	1,194	16
*GALWAY / *GAILLIMH	234	3,359	3,225	747	145	1,926	145	1,570	11,875	2,488	2,759	21
KERRY / CIARRAÍ	128	1,678	1,530	500	58	1,145	124	1,052	7,468	1,399	1,669	14
KILDARE / CILL DARA	305	2,841	3,701	592	119	2,200	171	1,901	9,049	2,081	2,445	40
KILKENNY / CILL CHAINNIGH	106	1,266	1,146	476	45	745	88	576	4,019	972	1,559	12
LAOIS / LAOIS	71	904	800	197	30	564	60	538	3,741	948	802	5
LEITRIM / LIATROIM	20	442	261	91	11	203	24	222	1,238	193	276	4
LIMERICK / LUIMNEACH	154	1,749	1,957	353	72	852	104	933	8,212	1,338	1,879	8
LONGFORD / AN LONGFORT	32	590	335	116	6	203	59	296	1,132	325	490	3
LOUTH / LÚ	90	1,334	1,462	426	38	858	109	902	4,453	930	1,174	9
MAYO / MAIGH EO	74	1,743	1,294	445	49	884	92	793	7,411	1,442	1,161	11
MEATH / AN MHÍ	272	2,349	2,780	697	88	1,562	154	1,809	6,670	1,680	2,122	22
MONAGHAN / MUINEACHÁN	29	764	717	150	44	283	52	262	2,075	396	586	5
OFFALY / UÍBH FHAILÍ	60	849	800	229	32	810	78	476	3,135	547	794	7
ROSCOMMON / ROS COMÁIN	36	765	588	213	21	344	42	416	3,561	573	748	6
SLIGO / SLIGEACH	53	761	785	178	26	460	52	436	2,825	711	754	6
NORTH TIPPERARY / TIOBRAID ÁRANN THUaidh	62	951	877	191	33	673	113	435	3,249	779	1,003	9
SOUTH TIPPERARY / TIOBRAID ÁRANN THEAS	93	1,218	1,153	376	40	797	96	825	4,577	966	991	11
WATERFORD / PORT Láirge	105	899	907	498	35	516	74	669	2,915	694	749	6
WESTMEATH / AN IARMHÍ	91	1,266	1,092	392	51	769	115	1,040	3,005	798	1,036	5
WEXFORD / LOCH GARMAN	150	1,496	1,890	612	85	1,877	153	1,557	6,503	1,745	1,801	16
WICKLOW / CILL MHANTÁIN	267	1,834	2,235	790	148	931	157	1,891	5,677	1,737	1,852	38
City Councils/ Comhairlí Cathrach												
*DUBLIN / *BAILE ÁTHA CLIATH	2,843	16,119	25,008	4,220	1,007	7,657	1,315	15,299	52,701	16,175	14,515	118
LIMERICK / LUIMNEACH	74	536	670	551	25	263	53	594	3,035	504	853	5
WATERFORD / PORT Láirge	100	480	695	442	16	403	78	596	2,111	533	686	
TOTAL / IOMLÁN	6,621	58,274	68,455	16,145	2,697	33,144	4,420	44,160	210,459	49,571	52,457	459

Table 9a. (continued) Number of Private Cars by Make in each Licensing Authority Area.

Tábla 9a. (ar lean) An Líon Carranna Príobháideacha de réir Déanaimh i ngach Ceantar Údaráis Cheadúnaithe.

Licensing Authority / Údarás Cheadúnaithe	MAKE / DÉANAMH														
	JAGUAR	KIA	LANDROVER	LEXUS	MAZDA	MERCEDES BENZ	MG	MINI	MITSUBISHI	NISSAN	OPEL	PEUGEOT	PORSCHE	RENAULT	ROVER
County Councils/Comhairlí Contae															
CARLOW / CEATHARLACH	51	303	92	51	947	637	16	62	433	2,054	1,816	1,513	1	1,620	152
CAVAN / AN CABHÁN	32	202	126	73	600	726	15	72	435	2,552	2,116	1,004	3	1,245	152
CLARE / AN CLÁR	74	509	269	208	1,780	1,081	21	135	892	4,920	3,042	1,866	12	2,206	413
*CORK / *CORCAIGH	392	2,034	988	1,396	6,570	5,376	77	984	2,698	13,585	19,620	8,034	70	12,617	1,102
DONEGAL / DÚN NA NGALL	47	947	305	231	1,024	907	30	163	810	3,311	5,684	2,635	8	2,879	495
*GALWAY / *GAILLIMH	245	584	539	528	2,064	2,512	54	316	1,444	7,961	8,019	4,056	34	4,005	672
KERRY / CIARRAÍ	75	368	295	183	1,750	1,504	20	131	1,010	6,193	4,758	2,741	11	3,779	381
KILDARE / CILL DARA	181	1,240	686	402	1,794	2,862	49	429	1,464	6,788	5,639	4,112	47	6,308	537
KILKENNY / CILL CHAINNIGH	63	575	215	118	670	909	25	127	1,116	3,733	2,635	2,020	8	1,820	245
LAOIS / LAOIS	39	496	115	85	538	740	15	57	360	2,618	2,436	1,264	4	1,436	130
LEITRIM / LIATROIM	16	68	50	22	166	257	5	25	194	993	1,742	494	1	531	79
LIMERICK / LUIMNEACH	106	495	301	202	1,125	1,349	21	229	700	5,077	5,156	2,707	18	2,692	298
LONGFORD / AN LONGFORT	19	94	51	48	271	347	7	35	269	1,416	887	621	2	527	71
LOUTH / LÚ	101	661	208	140	1,067	1,329	30	170	379	3,492	3,025	2,470	17	3,224	307
MAYO / MAIGH EO	72	292	170	161	691	1,132	13	92	828	4,069	4,674	2,152	5	1,498	318
MEATH / AN MHÍ	182	938	526	293	1,899	2,770	49	350	1,079	5,913	4,197	3,510	27	5,594	421
MONAGHAN / MUINEACHÁN	31	104	73	45	738	595	9	75	265	1,237	3,062	1,184	5	865	122
OFFALY / UÍBH FHAILÍ	44	271	116	79	1,005	761	15	79	588	3,123	1,974	1,408	2	1,409	146
ROSCOMMON / ROS COMÁIN	43	282	78	94	321	538	15	73	456	2,667	2,285	994	2	1,213	123
SLIGO / SLIGEACH	32	139	83	77	547	512	23	109	425	2,315	2,348	1,218	5	1,020	184
NORTH TIPPERARY / TIOBRAID ÁRANN THUAIDH	33	439	137	56	922	772	9	99	380	3,391	2,059	1,927	10	2,037	183
SOUTH TIPPERARY / TIOBRAID ÁRANN THEAS	40	418	159	115	866	869	20	131	671	3,415	3,010	1,662	1	1,769	282
WATERFORD / PORT LÁIRGE	46	274	185	139	941	704	25	87	644	3,039	2,476	1,316	7	1,542	191
WESTMEATH / AN IARMHÍ	75	400	151	105	730	881	11	116	565	3,288	2,607	1,456	9	2,562	166
WEXFORD / LOCH GARMAN	153	853	407	177	2,356	1,310	46	182	1,330	5,433	4,547	3,638	17	4,615	478
WICKLOW / CILL MHANTÁIN	223	577	664	281	1,335	2,163	47	315	1,055	5,540	3,708	2,941	54	2,900	462
City Councils/ Comhairlí Cathrach															
*DUBLIN / *BAILE ÁTHA CLIATH	1,929	4,037	2,553	3,292	10,662	22,701	338	3,297	8,268	47,696	31,992	20,444	592	26,663	2,764
LIMERICK / LUIMNEACH	32	444	70	79	439	524	6	81	261	1,689	2,466	947	12	1,161	124
WATERFORD / PORT LÁIRGE	21	133	145	45	595	427	16	85	471	1,929	1,945	1,092	8	1,415	95
TOTAL / IOMLÁN	4,397	18,177	9,757	8,725	44,413	57,195	1,027	8,106	29,490	159,437	139,925	81,426	992	101,152	11,093

Table 9a. (continued) Number of Private Cars by Make in each Licensing Authority Area.

Tábla 9a. (ar lean) An Líon Carranna Príobháideacha de réir Déanaimh i ngach Ceantar Údaráis Cheadúnaithe.

Licensing Authority / Údarás Cheadúnaithe	MAKE / DÉANAMH												TOTAL / IOMLÁN
	SAAB	SEAT	SKODA	SSANGYONG	SUBARU	SUZUKI	TOYOTA	VAUXHALL	VOLKSWAGEN	VOLVO	OTHER MAKES / DÉANAMH EILE	MAKE UNSPECIFIED / DÉANAMH NEAMHSHONRAITHE	
County Councils/Comhairlí Contae													
CARLOW / CEATHARLACH	87	460	613	21	77	356	2,712	95	3,191	337	22	4	25,122
CAVAN / AN CABHÁN	74	567	902	20	65	313	4,793	281	3,418	214	17	16	27,006
CLARE / AN CLÁR	246	692	917	24	106	1,130	9,565	261	6,106	623	38	18	51,725
*CORK / *CORCAIGH	1,451	4,052	5,424	137	728	3,843	42,175	858	24,199	2,996	236	61	233,085
DONEGAL / DÚN NA NGALL	199	1,523	1,977	22	236	1,155	11,146	2,098	6,856	643	59	21	59,495
*GALWAY / *GAILLIMH	497	1,350	2,952	40	226	988	16,771	742	11,907	1,694	97	30	98,821
KERRY / CIARRAÍ	211	1,124	2,006	48	213	1,131	10,950	434	6,791	783	46	30	63,731
KILDARE / CILL DARA	462	1,804	2,306	38	290	1,356	11,111	307	9,816	1,234	97	26	86,830
KILKENNY / CILL CHAINNIGH	194	1,085	791	24	120	629	5,759	149	4,768	498	27	13	39,346
LAOIS / LAOIS	87	746	1,030	16	78	690	3,772	164	3,562	293	21	3	29,455
LEITRIM / LIATROIM	48	179	538	7	31	152	1,697	222	2,267	108	14	7	12,898
LIMERICK / LUIMNEACH	282	667	1,273	33	131	573	11,372	263	6,831	677	48	18	60,255
LONGFORD / AN LONGFORT	53	204	615	9	47	201	2,700	114	2,579	108	12	5	14,899
LOUTH / LÚ	144	995	1,203	32	68	576	6,911	377	5,051	385	43	11	44,201
MAYO / MAIGH EO	183	715	1,537	24	116	570	10,493	655	6,308	680	47	22	52,916
MEATH / AN MHÍ	431	1,399	2,299	81	230	1,023	10,246	316	8,928	896	72	18	73,892
MONAGHAN / MUINEACHÁN	115	1,012	584	6	48	353	3,127	405	2,838	158	35	9	22,463
OFFALY / UÍBH FHAILÍ	91	681	587	14	69	392	4,918	144	3,341	249	15	4	29,342
ROSCOMMON / ROS COMÁIN	95	455	861	13	75	339	4,638	244	3,788	264	12	5	27,286
SLIGO / SLIGEACH	90	513	1,080	16	122	365	4,761	341	3,319	287	21	11	27,010
NORTH TIPPERARY / TIOBRAID ÁRANN THUaidh	118	657	799	12	146	438	5,839	132	4,033	362	21	11	33,397
SOUTH TIPPERARY / TIOBRAID ÁRANN THEAS	144	400	570	26	134	517	6,234	180	4,356	528	44	9	37,713
WATERFORD / PORT Láirge	239	646	651	42	104	591	4,832	130	3,298	495	28	12	30,751
WESTMEATH / AN IARMHÍ	201	825	748	30	82	430	5,147	221	4,896	350	29	7	35,748
WEXFORD / LOCH GARMAN	408	1,549	1,250	29	255	1,271	7,417	274	6,276	725	87	20	62,988
WICKLOW / CILL MHANTÁIN	491	1,352	1,345	52	408	1,050	6,437	175	7,523	960	108	18	59,741
City Councils/ Comhairlí Cathrach													
*DUBLIN / *BAILE ÁTHA CLIATH	4,378	8,159	9,285	182	1,490	5,358	54,970	1,301	51,720	8,390	944	152	490,534
LIMERICK / LUIMNEACH	142	231	300	9	38	327	3,176	55	2,082	263	16	2	22,139
WATERFORD / PORT Láirge	140	368	441	18	96	356	1,788	57	1,756	318	21	5	19,926
TOTAL / IOMLÁN	11,301	34,410	44,884	1,025	5,829	26,473	275,457	10,995	211,804	25,518	2,277	568	1,872,715

Table 10. Number of Goods Vehicles by Make in each Licensing Authority Area.
Tábla 10. An Líon Feithiclí Earraí de réir Déanaimh i ngach Ceantar Údarás Cheadúnaithe.

Licensing Authority / Údarás Cheadúnaithe	MAKE / DÉANAMH																	
	BMW	CHEVROLET	CHRYSLER	CITROEN	DAF	DAIHATSU	FIAT	FORD	HINO	HYUNDAI	ISUZU	IVECO	KIA	LANDROVER	LEYLAND	MAN	MAZDA	MERCEDES BENZ
County Councils/Comhairlí Contae																		
CARLOW / CEATHARLACH	17	18	25	437	57	23	111	692	30	74	246	61	47	81	10	84	30	235
CAVAN / AN CABHÁN	15	15	19	535	62	51	82	944	16	68	320	52	47	68	14	28	18	244
CLARE / AN CLÁR	24	21	25	1,106	74	15	138	1,140	28	150	423	72	42	164	26	66	46	293
*CORK / *CORCAIGH	59	182	92	2,259	1,004	127	1,137	6,200	129	552	1,523	438	189	476	84	259	213	1,161
DONEGAL / DÚN NA NGALL	12	16	47	1,273	140	66	169	2,915	29	91	491	115	88	271	25	209	41	370
*GALWAY / *GAILLIMH	41	47	75	1,551	270	51	272	2,954	97	350	718	212	114	301	44	187	56	849
KERRY / CIARRAÍ	14	49	32	1,195	106	69	193	1,903	27	203	406	71	56	150	34	37	50	259
KILDARE / CILL DARA	42	25	34	764	161	17	236	1,917	60	177	700	199	196	234	38	104	51	504
KILKENNY / CILL CHAINNIGH	18	19	16	552	140	38	84	1,035	50	134	431	107	43	122	7	73	25	295
LAOIS / LAOIS	18	15	10	281	78	15	93	965	16	96	309	64	72	93	27	41	21	227
LEITRIM / LIATROIM	4	13	8	206	19	17	27	369	3	27	137	14	19	33	8	4	11	72
LIMERICK / LUIMNEACH	15	35	29	818	187	30	114	1,894	27	218	461	108	70	156	63	182	68	653
LONGFORD / AN LONGFORT	10	9	2	167	35	15	40	468	3	49	118	34	15	30	9	16	12	75
LOUTH / LÚ	9	21	9	483	69	17	96	1,045	43	72	237	123	33	124	16	41	29	437
MAYO / MAIGH EO	13	32	31	1,128	87	61	197	2,044	33	174	484	76	54	180	22	70	36	355
MEATH / AN MHÍ	34	33	33	814	175	31	194	1,639	149	168	573	151	113	257	38	66	62	738
MONAGHAN / MUINEACHÁN	13	11	28	506	24	41	68	1,011	14	52	315	39	18	112	5	80	31	269
OFFALY / UÍBH FHAILÍ	13	26	23	542	68	22	94	886	54	96	310	97	42	69	16	28	44	230
ROSCOMMON / ROS COMÁIN	9	16	9	304	49	28	59	825	17	69	287	26	34	52	16	25	23	155
SLIGO / SLIGEACH	6	17	11	402	29	16	74	763	6	61	228	28	26	107	10	24	12	256
NORTH TIPPERARY / TIOBRAID ÁRANN THUaidh	11	13	18	456	105	23	92	764	20	142	361	60	64	85	27	50	35	194
SOUTH TIPPERARY / TIOBRAID ÁRANN THEAS	13	27	26	589	99	44	148	1,039	29	130	330	98	65	128	21	35	46	326
WATERFORD / PORT Láirge	3	28	17	281	43	26	138	605	10	58	187	48	38	113	4	25	31	144
WESTMEATH / AN IARMHÍ	10	34	22	454	48	24	164	975	30	89	238	83	43	66	19	71	20	250
WEXFORD / LOCH GARMAN	22	46	33	838	397	50	304	1,476	66	187	595	243	82	257	16	136	79	711
WICKLOW / CILL MHANTÁIN	34	48	27	279	96	19	206	1,203	47	111	593	131	48	261	19	73	46	340
City Councils/ Comhairlí Cathrach																		
*DUBLIN / *BAILE ÁTHA CLIATH	176	135	158	2,464	1,371	25	1,570	14,465	225	832	1,769	1,047	500	921	101	601	92	3,687
LIMERICK / LUIMNEACH	4	26	9	202	52	0	48	830	3	73	85	33	22	78	13	37	6	207
WATERFORD / PORT Láirge	7	12	8	215	34	3	73	465	6	37	77	38	8	83	4	13	8	100
TOTAL / IOMLÁN	666	989	876	21,101	5,079	964	6,221	53,431	1,267	4,540	12,952	3,868	2,188	5,072	736	2,665	1,242	13,636

Table 10. (continued) Number of Goods Vehicles by Make in each Licensing Authority Area.
Table 10. (ar lean) An Líon Feithiclé Earraí de réir Déanamh i ngach ceantar Údaráis Cheadúnaithe.

Licensing Authority / Údarás Cheadúnaithe	MAKE / DÉANAMH																
	MITSUBISHI	NISSAN	OPEL	PEUGEOT	RENAULT	ROVER	SCANIA	SEAT	SSANGYONG	SUZUKI	TOYOTA	VAUXHALL	VOLKS WAGEN	VOLVO	OTHER MAKES / DÉANAMH EILE	MAKE UNSPECIFIED / DÉANAMH NEAMH- SHRONRAITHE	TOTAL /IOMLÁN
County Councils/Comhairlí Contae																	
CARLOW / CEATHARLACH	533	400	198	262	312	26	73	87	7	21	764	23	665	98	26	15	5,788
CAVAN / AN CABHÁN	493	369	200	373	370	37	163	119	19	18	1,097	69	963	112	25	17	7,042
CLARE / AN CLÁR	1,016	596	188	421	358	75	134	101	9	29	1,742	54	1,389	121	30	30	10,146
*CORK / *CORCAIGH	2,653	2,320	1,541	1,745	1,497	237	519	706	109	104	6,869	194	4,329	741	133	82	39,863
DONEGAL / DÚN NA NGALL	895	668	410	1,014	583	126	210	269	12	53	1,980	338	1,526	200	86	39	14,777
*GALWAY / *GAILLIMH	1,441	1,168	543	1,050	670	129	243	203	42	44	2,783	171	2,431	335	106	44	19,592
KERRY / CIARRAÍ	957	760	331	685	816	92	214	208	23	55	1,634	89	1,455	122	39	39	12,373
KILDARE / CILL DARÁ	1,019	1,004	541	493	753	62	251	137	27	59	2,006	65	1,239	289	55	35	13,494
KILKENNY / CILL CHAINNIGH	760	639	196	380	342	50	117	150	13	38	1,270	48	953	157	38	14	8,354
LAOIS / LAOIS	420	345	174	224	266	36	122	91	11	18	699	42	551	104	34	12	5,590
LEITRIM / LIATROIM	240	174	95	151	103	9	44	49	7	15	445	56	443	18	14	11	2,865
LIMERICK / LUIMNEACH	818	656	348	489	387	95	148	126	17	29	1,689	67	1,208	233	49	28	11,515
LONGFORD / AN LONGFORT	310	176	80	193	97	19	101	30	7	16	458	34	444	46	19	10	3,147
LOUTH / LÚ	379	462	156	478	494	23	155	111	19	20	1,097	65	724	255	31	13	7,386
MAYO / MAIGH EO	813	743	313	864	384	62	181	143	12	26	2,038	143	1,493	89	51	19	12,451
MEATH / AN MHÍ	921	977	315	564	772	65	223	193	42	53	2,377	70	1,555	264	63	27	13,749
MONAGHAN / MUINEACHÁN	394	341	166	465	243	29	460	134	13	12	881	103	828	274	33	18	7,031
OFFALY / UÍBH FHAILÍ	507	415	197	313	225	31	90	83	10	25	941	53	576	61	29	18	6,234
ROSCOMMON / ROS COMÁIN	489	416	164	291	154	18	141	77	5	15	977	62	731	27	23	16	5,609
SLIGO / SLIGEACH	470	314	166	279	240	38	201	91	13	22	860	66	699	23	28	11	5,597
NORTH TIPPERARY / TIOBRAID ÁRANN THUaidh	577	544	210	323	224	62	123	124	11	31	1,104	41	657	132	23	19	6,725
SOUTH TIPPERARY / TIOBRAID ÁRANN THEAS	678	481	242	350	357	83	89	106	13	30	1,153	61	661	163	39	27	7,726
WATERFORD / PORT LáIRGE	590	551	145	190	188	74	38	98	38	13	864	33	575	97	30	12	5,335
WESTMEATH / AN IARMHÍ	646	438	155	481	504	27	80	85	8	15	1,031	45	719	71	29	14	6,988
WEXFORD / LOCH GARMAN	1,091	849	549	708	753	103	175	163	13	57	1,570	54	1,200	126	69	18	13,036
WICKLOW / CILL MHANTÁIN	920	877	236	361	290	139	94	136	32	20	1,347	34	967	77	62	22	9,195
City Councils/ Comhairlí Cathrach																	
*DUBLIN / *BAILE ÁTHA CLIAITH	3,020	4,418	2,764	1,752	3,816	142	897	414	147	61	5,621	244	5,081	626	319	51	59,512
LIMERICK / LUIMNEACH	183	184	192	80	116	6	48	18	6	3	374	15	321	18	11	7	3,310
WATERFORD / PORT LáIRGE	201	241	125	80	169	16	5	27	23	1	226	12	291	40	15	3	2,666
TOTAL / IOMLÁN	23,434	21,526	10,940	15,059	15,483	1,911	5,339	4,279	708	903	45,897	2,351	34,674	4,919	1,509	671	327,096

Table 11. Number of Tractors by Make in each Licensing Authority Area.
 Tábla 11. An Líon Tarracóiri de réir Déanaimh i ngach Ceantar Údaráis Cheadúnaithe.

Licensing Authority / Údarás Cheadúnaithe	MAKE / DÉANAMH												
	CASE/DAVID BROWN	CLAAS	DEUTZ	FENDT	FIAT	FORD	INTERNATIONAL	JCB	JOHN DEERE	KUBOTA	LAMBORGHINI	LANDINI	LEYLAND
County Councils/Comhairlí Contae													
CARLOW / CEATHARLACH	90	15	76	15	23	317	50	9	268	1	2	22	11
CAVAN / AN CABHÁN	75		14	3	33	166	34	5	123	2	23	59	1
CLARE / AN CLÁR	207	29	47	5	84	259	37	13	264	43	5	59	23
*CORK / *CORCAIGH	477	42	129	80	200	1,988	36	37	1,223	27	44	131	8
DONEGAL / DÚN NA NGALL	189	8	6	11	171	265	23	18	170	9	32	92	3
*GALWAY / *GAILLIMH	438	27	154	30	108	354	68	17	628	19	17	98	6
KERRY / CIARRAÍ	342	23	46	4	116	526	48	13	411		189	107	13
KILDARE / CILL DARA	138	35	72	30	36	212	27	15	269	7	2	24	10
KILKENNY / CILL CHAINNIGH	314	16	151	49	60	507	55	11	579	10	68	73	52
LAOIS / LAOIS	133	10	25	7	65	228	57	14	292	7	19	46	3
LEITRIM / LIATROIM	29		3	2	21	48	11	1	42		28	29	1
LIMERICK / LUIMNEACH	170	32	36	11	54	346	37	13	583	14	13	108	8
LONGFORD / AN LONGFORT	50	7	7	3	35	57	7	1	148	1	1	13	1
LOUTH / LÚ	137	11	4	11	8	63	7	4	159	5	1	14	
MAYO / MAIGH EO	703	2	52	22	103	263	77	10	308	27	34	338	3
MEATH / AN MHÍ	172	29	49	33	34	190	29	19	458	5	6	27	4
MONAGHAN / MUINEACHÁN	75	12	23	1	16	217	29	5	89	1	14	50	4
OFFALY / UÍBH FHAILÍ	154	12	25	7	144	178	21	8	196	3	5	65	5
ROSCOMMON / ROS COMÁIN	152	15	48	9	93	109	22	11	112	7	26	187	3
SLIGO / SLIGEACH	116		14	2	33	81	24	7	86	1	21	119	1
NORTH TIPPERARY / TIOBRAID ÁRANN THUaidh	188	27	47	17	93	176	24	12	376	9	22	147	9
SOUTH TIPPERARY / TIOBRAID ÁRANN THEAS	181	61	36	38	43	356	33	25	335	6	10	62	6
WATERFORD / PORT Láirge	257	21	71	34	39	291	15	14	202	6	3	42	5
WESTMEATH / AN IARMHÍ	95	14	24	25	64	87	21	12	171	4	3	31	1
WEXFORD / LOCH GARMAN	308	33	89	70	67	525	66	15	546	7	10	213	25
WICKLOW / CILL MHANTÁIN	91	12	90	21	21	264	26	8	256	7		40	4
City Councils/ Comhairlí Cathrach													
*DUBLIN / *BAILE ÁTHA CLIATH	72	4	55	46	10	80	8	16	272	55	3	62	1
LIMERICK / LUIMNEACH	2					9			7	2		2	1
WATERFORD / PORT Láirge	5	1		1	1	8		2	8			8	
TOTAL / IOMLÁN	5,360	498	1,393	587	1,775	8,170	892	335	8,581	285	601	2,268	212

*City and County / *Cathrach agus Contae

Table 11.(continued) Number of Tractors by Make in each Licensing Authority Area.

Tábla 11. (ar lean) An Líon Tarracóiri de réir Déanaimh i ngach Ceantar Údaráis Cheadúnaithe.

Licensing Authority / Údarás Cheadúnaithe	MAKE / DÉANAMH												TOTAL / IOMLÁN
	MASSEY FERGUSON	MCCORMICK	NEW HOLLAND	RENAULT	SAME	UNIVERSAL	URSUS	VALMET	VALTRA	ZETOR	OTHER MAKES / DÉANAMH EILE	MAKE UNSPECIFIED / DÉANAMH NEAMHSHRONRAITHE	
County Councils/Comhairlí Contae													
CARLOW / GEATHARLACH	282	6	165	12	6	1	15	30	54	72	18	21	1,581
CAVAN / AN CABHÁN	972	15	136	8	38		21	30	40	58	24	11	1,891
CLARE / AN CLÁR	865	15	156	81	26	2	40	9	20	216	19	28	2,552
*CORK / *CORCAIGH	1,192	48	1,502	28	32	13	19	47	113	301	110	173	8,000
DONEGAL / DÚN NA NGALL	1,279	27	389	37	104	3	40	4	46	129	38	34	3,127
*GALWAY / *GAILLIMH	1,165	23	288	44	115	32	71	20	28	428	31	96	4,305
KERRY / CIARRAÍ	874	56	298	29	71	2	58	28	84	215	45	40	3,638
KILDARE / CILL DARA	412	8	255	32	12	2	22	8	5	41	15	32	1,721
KILKENNY / CILL CHAINNIGH	562	37	376	45	20	3	33	39	69	165	48	65	3,407
LAOIS / LAOIS	547	45	177	15	7	5	38	4	4	220	16	33	2,017
LEITRIM / LIATROIM	389	1	41	3	32		15	4	10	33	13	6	762
LIMERICK / LUIMNEACH	594	12	299	28	18	5	75	13	52	273	18	25	2,837
LONGFORD / AN LONGFORT	429	4	84	6	7		31	8	8	41	15	13	977
LOUTH / LÚ	153	29	56	5	2	3	3	1		25	6	39	746
MAYO / MAIGH EO	1,520	19	224	15	57	14	128	4	48	285	30	67	4,353
MEATH / AN MHÍ	478	54	152	25	43	4	19	19	18	67	27	27	1,988
MONAGHAN / MUINEACHÁN	346	19	136	51	25		16	4	11	40	7	12	1,203
OFFALY / UÍBH FHAILÍ	564	36	252	13	28	3	47	7	4	150	16	20	1,963
ROSCOMMON / ROS COMÁIN	482	36	155	32	55	5	55	8	47	215	15	14	1,913
SLIGO / SLIGEACH	536	10	87	8	59	1	52	1	8	145	23	83	1,518
NORTH TIPPERARY / TIOBRAID ÁRANN THUaidh	498	44	232	40	44	13	58	11	21	172	22	31	2,333
SOUTH TIPPERARY / TIOBRAID ÁRANN THEAS	425	10	376	96	12	3	10	4	18	177	24	32	2,379
WATERFORD / PORT LÁIRGE	266	14	146	50	3	2	22	9	13	98	10	20	1,653
WESTMEATH / AN IARMHÍ	529	16	135	13	25	11	40	17	20	103	18	26	1,505
WEXFORD / LOCH GARMAN	537	77	417	32	33	1	97	35	72	74	51	112	3,512
WICKLOW / CILL MHANTÁIN	215	18	166	3	12		27	11	12	71	19	42	1,436
City Councils/ Comhairlí Cathrach													
*DUBLIN / *BAILE ÁTHA CLIATH	242	16	100	10	15	10	22	9	8	13	16	63	1,208
LIMERICK / LUIMNEACH	22		6				2			6	1	34	94
WATERFORD / PORT LÁIRGE	12	1	8	1			1		1	2	1	6	67
TOTAL / IOMLÁN	16,387	696	6,814	762	901	138	1,077	384	834	3,835	696	1,205	64,686

*City and County / *Cathrach agus Contae

Table 12. Number of Motor Cycles by Make in each Licensing Authority Area.
 Tábla 12. An Líon Gluaisrothair de réir Déanaimh i ngach Ceantar Údarás Cheadúnaithe.

Licensing Authority / Údarás Cheadúnaithe	MAKE / DÉANAMH											
	APRILIA	BMW	DUCATI	GILERA	HARLEY DAVIDSON	HONDA	HYOSUN	KAWASAKI	KEEWAY	KTM	MBK	MOTO-GUZZI
County Councils/Comhairlí Contae												
CARLOW / CEATHARLACH	3	32	2		33	188	2	47	5	2	1	2
CAVAN / AN CABHÁN	9	25	3		11	144	1	33	1	1	1	1
CLARE / AN CLÁR	3	75	10		52	286	1	62	3	4	2	2
*CORK / *CORCAIGH	58	535	37	7	234	1,788	18	341	46	28	23	20
DONEGAL / DÚN NA NGALL	4	52	4		30	234	1	50		2		7
*GALWAY / *GAILLIMH	22	94	12	2	66	422	2	83	2	6	1	2
KERRY / CIARRAÍ	7	81	7	2	50	405		79	8	3	9	5
KILDARE / CILL DARA	25	176	24	8	63	634	17	157	4	18	2	2
KILKENNY / CILL CHAINNIGH	6	38	5		70	294		76	3	2	3	4
LAOIS / LAOIS	4	45	7	1	21	168	4	49		2	1	1
LEITRIM / LIATROIM	1	10	3		4	64		14	1	1		1
LIMERICK / LUIMNEACH	10	69	4	1	66	371		75	8	4	1	2
LONGFORD / AN LONGFORT	1	14	1		3	71	1	23	2	2		1
LOUTH / LÚ	13	53	10	2	32	229	2	52	2	4	2	2
MAYO / MAIGH EO	2	42	6		37	221	1	52	1	2	1	1
MEATH / AN MHÍ	28	141	19	1	70	585	6	123	5	5	2	2
MONAGHAN / MUINEACHÁN	4	21			17	112	1	25		1		
OFFALY / UÍBH FHAILÍ	13	49	2	1	35	264		63		3		2
ROSCOMMON / ROS COMÁIN	4	28	3	1	6	91		21	1	2	1	
SLIGO / SLIGEACH	7	35	7	3	17	135	2	30	3	2		3
NORTH TIPPERARY / TIOBRAID ÁRANN THUaidh	5	38	5		36	178		62	1	4	2	1
SOUTH TIPPERARY / TIOBRAID ÁRANN THEAS	5	49	3	3	85	261	1	84	3	3	4	3
WATERFORD / PORT LÁIRGE	6	60	8	2	73	240	2	48	7	5	4	4
WESTMEATH / AN IARMHÍ	3	32	4		22	211	4	51	2	3	2	1
WEXFORD / LOCH GARMAN	14	120	13	2	85	481		100	17	3	3	2
WICKLOW / CILL MHANTÁIN	22	180	19	2	57	536	14	107	12	15	4	5
City Councils/ Comhairlí Cathrach												
*DUBLIN / *BAILE ÁTHA CLIATH	237	1,087	173	112	404	3,858	97	695	77	82	162	33
LIMERICK / LUIMNEACH	9	17		3	21	130	2	27	4	1	2	
WATERFORD / PORT LÁIRGE	6	19	2	2	65	138	1	30	11	1	2	
TOTAL / IOMLÁN	531	3,217	393	155	1,765	12,739	180	2,659	229	211	235	109

*City and County /*Cathrach agus Contae

Table 12. (continued) Number of Motor Cycles by Make in each Licensing Authority Area.
 Tábla 12. (ar lean) An Líon Gluaisrothair de réir Déanaimh i ngach Ceantar Údaráis Cheadúnaithe.

Licensing Authority / Údarás Cheadúnaithe	MAKE / DÉANAMH							TOTAL / IOMLÁN
	PEUGEOT	PIAGGIO	SUZUKI	TRIUMPH	VESPA	YAMAHA	MAKE UNSPECIFIED / DÉANAMH NEAMHSHRO- NAITHE	
County Councils/Comhairlí Contae								
CARLOW / CEATHARLACH	4	4	88	5	4	105	21	548
CAVAN / AN CABHÁN	3	3	79	6	1	62	18	402
CLARE / AN CLÁR	2	9	105	18	1	122	31	788
*CORK / *CORCAIGH	54	33	884	77	12	729	141	5,065
DONEGAL / DÚN NA NGALL	3	4	124	10	5	150	33	713
*GALWAY / *GAILLIMH	12	18	288	13	9	190	42	1,286
KERRY / CIARRAÍ	4	5	171	7	3	163	34	1,043
KILDARE / CILL DARA	9	23	384	27	13	262	56	1,904
KILKENNY / CILL CHAINNIGH	4	10	147	13		164	21	860
LAOIS / LAOIS	1	1	93	4	3	72	9	486
LEITRIM / LIATROIM	1	2	25			29	3	159
LIMERICK / LUIMNEACH	5	8	190	19		142	28	1,003
LONGFORD / AN LONGFORT	1	2	36	1		20	6	185
LOUTH / LÚ	8	13	150	13	2	106	27	722
MAYO / MAIGH EO	4	2	112	3		93	25	605
MEATH / AN MHÍ	5	11	268	19	2	273	53	1,618
MONAGHAN / MUINEACHÁN	1	2	54	4	1	42	13	298
OFFALY / UÍBH FHAILÍ	4	1	127	13	1	77	27	682
ROSCOMMON / ROS COMÁIN	2	1	60	4		42	12	279
SLIGO / SLIGEACH	6	3	78	4		77	28	440
NORTH TIPPERARY / TIOBRAID ÁRANN THUaidh		1	87	12		89	13	534
SOUTH TIPPERARY / TIOBRAID ÁRANN THEAS	1	5	146	13	2	186	19	876
WATERFORD / PORT LáIRGE	6	5	105	10	9	107	29	730
WESTMEATH / AN IARMHÍ	3		122	6	2	94	10	572
WEXFORD / LOCH GARMAN	4	4	274	19	4	203	41	1,389
WICKLOW / CILL MHANTÁIN	11	19	239	21	8	242	65	1,578
City Councils/ Comhairlí Cathrach								
*DUBLIN / *BAILE ÁTHA CLIATH	144	574	1,954	140	96	2,195	392	12,512
LIMERICK / LUIMNEACH	2	5	75	1	1	69	10	379
WATERFORD / PORT LáIRGE	8	7	84	6	16	62	29	489
TOTAL / IOMLÁN	312	775	6,549	488	195	6,167	1,236	38,145

*City and County / *Cathrach agus Contae

Table 13. Number of Vehicles by Taxation Class and Type of Fuel.
Tábla 13. An Líon Feithiclí de réir Aicme Cánachais agus cineál Breosla

Taxation Class / Aicme Cánachais	PETROL / PEITREAL	DIESEL / DÍOSAL	PETROL & ELECTRIC / PEITREAL & LEICTREACH	PETROL & ETHANOL / PEITREAL & EATÁNÓL	OTHER / EILE	TOTAL / IOMLÁN
Private Cars / Carranna Príobháideacha	1,379,889	480,485	5,163	7,066	112	1,872,715
Goods Vehicles / Feithiclí Earraí	1,066	325,986	2	2	40	327,096
Agricultural Tractors / Tarracóirí Talmhaíochta	121	63,533			23	63,677
Motorcycles / Gluaisrothair	38,063	18		2	62	38,145
Small Public Service Vehicles / Feithiclí Seirbhíse Poiblí Beaga	10,775	15,831	69	5		26,680
Exempt Vehicles / Feithiclí Díolmhaithe	10,987	15,938	92	67	8	27,092
Vintage Vehicles / Feithiclí Seanré	14,006	11,135	1	14	41	25,197
Motor Caravans / Mótarcharbháin	532	10,233		1	4	10,770
Large Public Service Vehicles / Feithiclí Seirbhíse Poiblí Móra	22	8,222			1	8,245
Mobile Machines / Meaisíní Soghluaiste	12	5,628			2	5,642
Excavators, Trench Diggers etc. / Tochaltóirí, Tochaltóirí Trinsí etc.	2	4,385			3	4,390
Small Dumpers & Forklift Truck / Dumpálaithe beaga & Trucail Ardaithe	7	2,308			45	2,360
General Haulage Tractors/Tarracóirí Iompair Ginearálta	263	744			2	1,009
Schoolbuses / Busanna Scoile	3	868				871
Hearses / Eileatraim	670	150				820
Youth/Community Buses / Busanna Óige/Pobail	5	814				819
Island Vehicles / Feithiclí Oileán	224	613			1	838
Off Road Dumpers / Dumpálaithe den Bhóthar		21				21
TOTAL / IOMLÁN	1,456,647	946,912	5,327	7,157	344	2,416,387

Figure 3. National Vehicle Fleet by Type of Fuel.
Figúir 3. An Flíit Feithiclí Náisiúnta de Réir Cineál Breola.

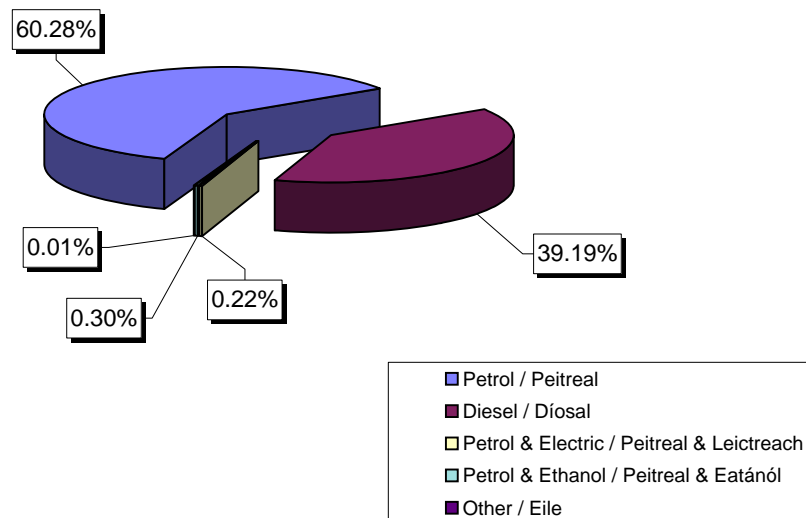


Table 14. Age of Private Cars by Engine Capacity and CO₂ Emissions.

Table 14. Aois Carranna Príobháideacha de réir Toilleadh Innill agus Astaíochta CO₂.

Cubic Centimetres / Ceintiméadair Ciúbacha CO ₂ Emissions/Astaíochta CO ₂			
Year First Licensed / An bhliain ar ceadúnaíodh ar dtús	Engine CC	CO ₂	Total / Iomlán
2010	354	82,842	83,196
2009	282	58,871	59,153
2008	58,663	95,554	154,217
2007	177,625		177,625
2006	175,651		175,651
2005	172,527		172,527
2004	155,529		155,529
2003	143,091		143,091
2002	142,964		142,964
2001	137,127		137,127
2000	162,249		162,249
1999	106,889		106,889
1998	69,581		69,581
1997	50,538		50,538
1996	32,841		32,841
1995	17,993		17,993
1994 and earlier years / 1994 agus na blianta roimhe sin	31,544		31,544
TOTAL / IOMLÁN	1,635,448	237,267	1,872,715

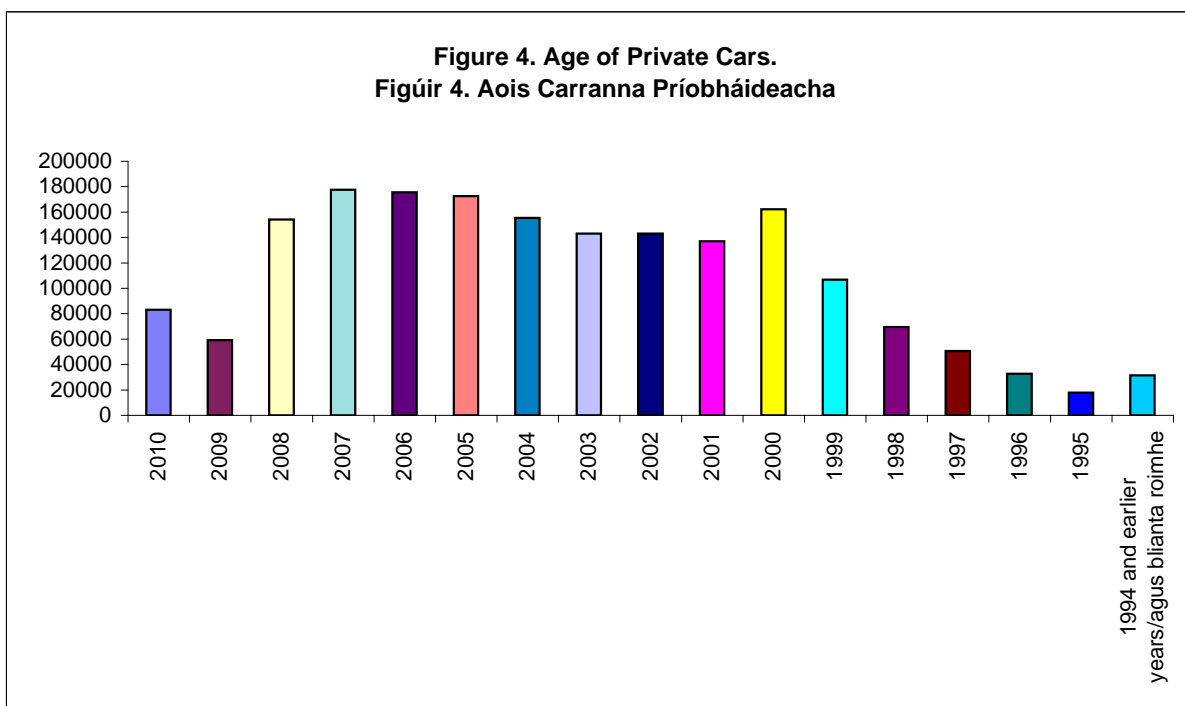
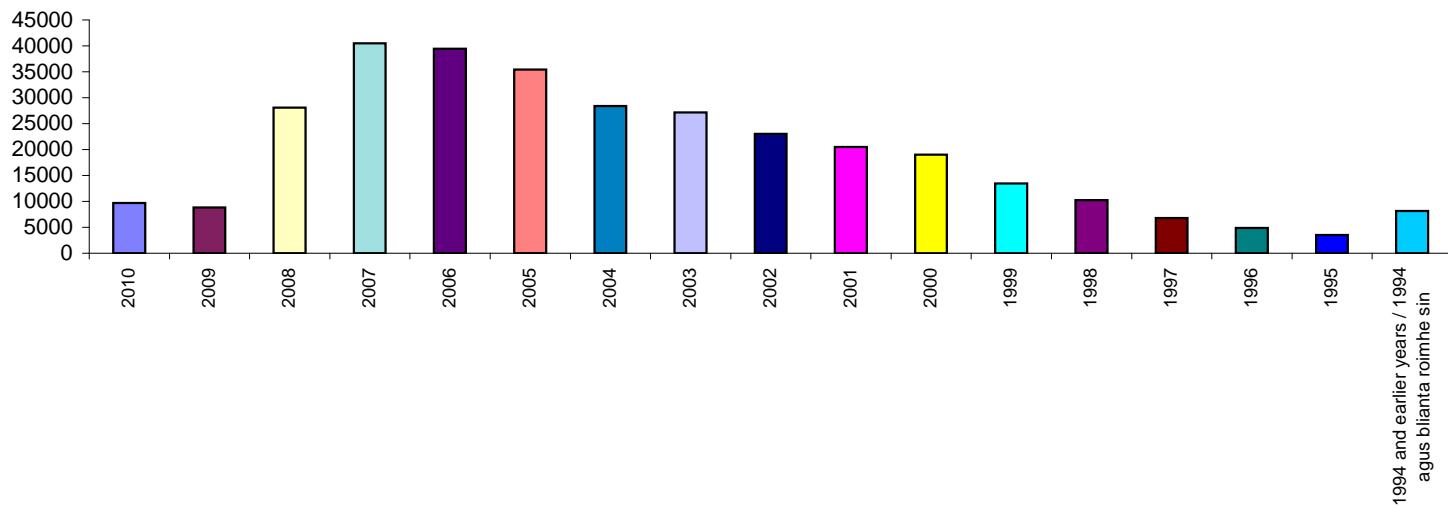


Table 15. Age of Goods Vehicles.
Tábla 15. Aois Feithiclí Earraí.

Year First Licensed / An Chéad Bhliain a Ceadúnaíodh	Number of Vehicles / An Líon Feithiclí
2010	9,711
2009	8,856
2008	28,078
2007	40,471
2006	39,437
2005	35,448
2004	28,368
2003	27,142
2002	23,029
2001	20,478
2000	19,038
1999	13,462
1998	10,230
1997	6,770
1996	4,881
1995	3,530
1994 and earlier years/1994 agus blianta roimhe sin	8,167
TOTAL / IOMLÁN	327,096

Figure 5. Age of Goods Vehicles.
Figiúr 5. Aois Feithiclí Earraí.



Section 2 / Cuid 2

New Vehicles First Licensed in 2010 / Feithicilí Nua a Ceadúnú ar dtús i 2010.

Table 16. Number of New Vehicles Licensed in 2010 broken down by Taxation Class.

Tabla 16. An Líon Feithicilí Nua a Ceadúnú i 2010 briste síos de réir Aicme Cánachais.

Taxation Class / Aicme Cánachais	Number Licensed in 2010 / An Líon a Ceadúnaíodh i 2010
Private Cars / Carranna Príobháideacha	84,907
Goods Vehicles / Feithicilí Earraí	10,510
Tractors / Tarracóirí	1,359
Motor Cycles / Gluaisrothair	1,321
Exempt Vehicles / Feithicilí Díolmhaithe	4,207
Small Public Service Vehicles / Feithicilí Seirbhíse Poiblí Beaga	193
Large Public Service Vehicles / Feithicilí Seirbhíse Poiblí Móra	113
Mobile Machines, Fork Lift Trucks, Excavators and Trench Diggers etc. / Meaisíní Soghluaiste, Trucail Ardaíthe, Tochaltóirí, agus Tochaltóirí Trinse etc.	222
*Other Classes / *Aicmí Eile	244
TOTAL / IOMLÁN	103,076

*Includes School Buses, Hearses, Dumpers and Combine Harvesters.

* Áirítear leo seo Busanna Scoile, Eileatram, Dumpálaithe agus Comhbhuainteoírí.

Figure 6. New Vehicles Licensed in 2010 by Taxation Class.
 Figiúr 6. Feithicilí Nua Ceadúnaithe i 2010 de réir Aicme Cánachais.

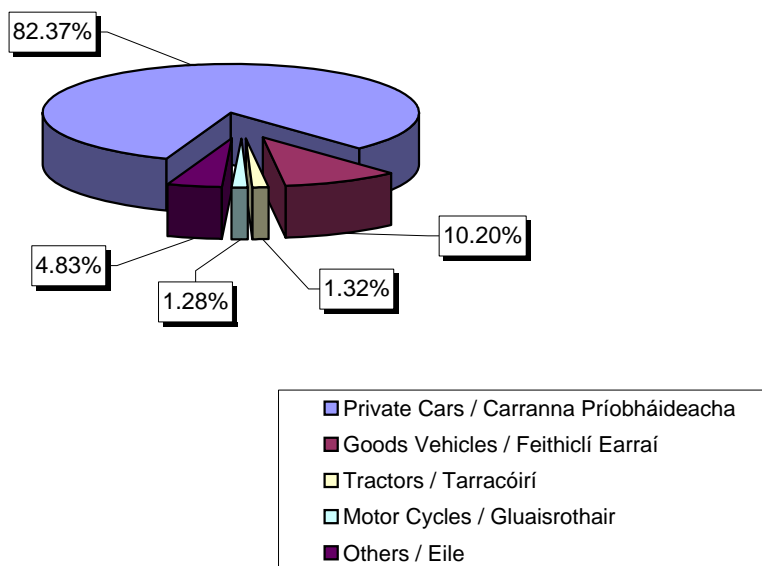


Table 17. New Private Cars by Make Licensed in 2010. / Tabla 17. Carranna Píobháideacha Nua de réir Déanaimh a Ceadúnú I 2010.

MAKE / DÉANAMH	TOTAL / IOMLÁN	MAKE / DÉANAMH	TOTAL / IOMLÁN
Alfa Romeo	135	Mitsubishi	825
Audi	2,794	Nissan	5,295
B.M.W.	2,564	Opel	6,444
Chevrolet	347	Peugeot	2,889
Citroen	1,072	Renault	9,632
Daihatsu	25	Saab	85
Fiat	1,576	Ssangyong	23
Ford	10,650	Seat	1,601
Honda	1,135	Skoda	4,667
Hyundai	2,843	Subaru	218
Kia	2,510	Suzuki	650
Land Rover	220	Toyota	10,434
Lexus	303	Volkswagen	9,987
Mazda	2,248	Volvo	932
Mercedes Benz	2,115	Other Makes	688
		Grand Total / Iomlán ar fad	84,907

Table 18. Number of New Vehicles Licensed in 2010 by Taxation Class and Type of Fuel.

Tábla 18. An Líon Feithiclí Nua a Ceadúnú i 2010 de réir Aicme Cánachais agus Cineál Breosla.

TAXATION CLASS / AICME CÁNACHAIS	TYPE OF FUEL / CINEÁL BREOSLA					TOTAL / IOMLÁN
	PETROL / PEITREAL	DIESEL / DÍOSAL	PETROL & ELECTRIC / PEITREAL & LEICTREACH	PETROL & ETHANOL / PEITREAL & EATÁNÓL	OTHER / EILE	
Private Cars / Carranna Príobháideacha	27,124	53,998	713	3,049	23	84,907
Goods Vehicles / Feithiclí Earraí	7	10,483	2	0	18	10,510
Exempt Vehicles / Feithiclí Díolmhaithe	1,209	2,963	24	8	3	4,207
Motor Cycles / Gluaisrothair	1,296	3	0	0	22	1,321
Tractors / Tarracóirí	10	1,349	0	0	0	1,359
Mobile Machines, Fork Lift Trucks / Meaisíní Soghluaiste, Trucail Ardaíthe	1	219	0	0	2	222
Small Public Service Vehicles / Feithiclí Seirbhíse Poiblí Beaga	6	187	0	0	0	193
Large Public Service Vehicles / Feithiclí Seirbhíse Poiblí Móra	0	113	0	0	0	113
*Other Classes / *Aicmí Eile	15	229	0	0	0	244
Total / Iomlán	29,668	69,544	739	3,057	68	103,076

*Includes School Buses, Hearses, Dumpers and Combine Harvesters. / * Áirítear leo seo Busanna Scoile, Eileatraim, Dumpálaithe agus Comhbhuainteoirí.

Table 18a. Number of New Private Cars Licensed in 2010 by Co₂ Emission Band and Type of Fuel.

Tábla 18a. An Líon Feithiclí Nua a Ceadúnú i 2010 de réir Astaíochta Co₂ Banda agus Cineál Breosla.

EMISSION BAND / ASTAÍOCHTA BANDA	TYPE OF FUEL / CINEÁL BREOSLA					TOTAL / IOMLÁN
	PETROL / PEITREAL	DIESEL / DÍOSAL	PETROL & ELECTRIC / PEITREAL & LEICTREACH	PETROL & ETHANOL / PEITREAL & EATÁNÓL	OTHER / EILE	
A	58	247	4			309
B	124	100	1	28		253
C	13	26	2			41
D	4	9				13
E	3	8				11
F	1	5				6
G	1	7				8
Not available* Níl ar fáil*		6				6
Total / Iomlán	204	408	7	28	0	647

* These vehicles were not registered in VRT Category A and motor tax is charged on basis of engine capacity.

* Níor cláraíodh na feithiclí seo mar VRT Catagóir A agus gearrtar an cáin mótar bunaithe ar toilleadh innill.

Table 19. Number of Vehicles Licensed for the first time 2000 - 2010 by Taxation Class.

Tábla 19. An Líon Feithiclí a Ceadúnú don chéad uair 2000 - 2010 de réir Aicme Cánachais.

Taxation Class / Aicme Cánachais	2000	2001	2002	2003	2004	2005	2006	2007	2008	2009	2010
New Vehicles / Feithiclí Nua											
Private Cars/Carranna Príobháideacha	225,269	160,908	150,485	142,992	149,635	166,270	173,273	180,754	146,470	54,432	84,907
Goods Vehicles / Feithiclí Earraí	33,606	30,622	28,412	30,532	31,165	38,396	43,619	46,043	31,459	10,051	10,510
Tractors / Tarracóirí	2,816	2,681	2,868	2,970	2,881	3,168	3,687	4,442	4,154	1,883	1,359
Motor Cycles/Gluaisrothair	6,871	6,919	5,596	4,993	3,833	3,240	3,206	3,522	3,194	1,879	1,321
Exempt Vehicles/Feithiclí Díolmhaithe	3,321	3,709	4,114	4,022	5,099	4,851	6,169	7,422	6,286	3,690	4,207
Public Service Vehicles / Feithiclí Seirbhíse Poiblí											
Small / Beag	873	843	713	599	652	902	1,033	1,283	893	190	193
Large / Mór	901	492	436	482	529	498	699	673	721	303	113
Excavators, Trench Diggers and Machines or Contrivances / Tochaltóirí, Tochaltóirí Trinse agus Measíní nó Gléasanna eile	1,003	938	819	1,123	1,241	1,359	1,327	1,445	906	409	222
Other Classes / Aicmí Eile	330	329	300	396	472	600	714	862	734	288	244
TOTAL / IOMLÁN	274,990	207,441	193,743	188,109	195,507	219,284	233,727	246,446	194,817	73,125	103,076
Imported Used Vehicles / Feithiclí Úsáide Allmhairithe											
Private Cars/Carranna Príobháideacha	24,003	15,237	13,352	13,472	21,391	38,207	54,244	58,719	60,091	49,464	39,103
Goods Vehicles / Feithiclí Earraí	6,983	5,958	5,285	6,294	7,948	11,590	15,228	14,785	13,133	13,761	8,207
Tractors / Tarracóirí	2,786	2,447	2,436	3,044	3,021	3,327	3,601	3,492	3,412	2,845	2,194
Other Classes / Aicmí Eile	5,530	5,776	6,031	6,697	6,992	8,176	9,340	10,554	11,104	10,194	7,838
TOTAL / IOMLÁN	39,302	29,418	27,104	29,507	39,352	61,300	82,413	87,550	87,740	76,264	57,342
TOTAL ALL CLASSES / IOMLÁN AICMÍ AR FAD	314,292	236,859	220,847	217,616	234,859	280,584	316,140	333,996	282,557	149,389	160,418

Table 20. Number of New Vehicles First Licensed 2000 - 2010 in each Licensing Authority Area.

Tábla 20. An Líon Feithiclí Nua a Ceadúnú don chéad uair 2000 - 2010 i ngach Ceantar Údaráis Cheadúnaithe.

Licensing Authority / Údarás Ceadúnaithe	2000	2001	2002	2003	2004	2005	2006	2007	2008	2009	2010
<i>County Councils / Comhairlí Contae</i>											
CARLOW / CEATHARLACH	3,136	2,197	2,233	2,166	2,218	2,523	2,919	3,268	2,619	959	1,371
CAVAN / AN CABHÁN	3,315	2,477	2,308	2,263	2,506	2,989	3,241	3,465	2,676	929	1,285
CLARE / AN CLÁR	6,080	4,522	4,032	3,979	4,329	4,783	5,119	5,526	4,470	1,451	2,356
*CORK / *CORCAIGH	35,801	25,697	24,053	25,131	26,330	28,568	30,114	31,767	25,026	10,031	14,544
DONEGAL / DÚN NA nGALL	6,103	4,688	4,727	4,156	4,435	5,024	5,446	6,014	4,465	1,828	2,909
*GALWAY / *GAILLIMH	11,734	8,351	8,570	8,065	8,624	9,463	10,265	10,839	8,403	2,940	4,560
KERRY / CIARRAÍ	6,129	4,077	4,099	3,829	4,067	4,865	5,412	5,651	4,513	1,694	2,705
KILDARE / CILL DARA	12,135	9,357	8,654	8,431	9,042	10,004	10,651	11,130	8,697	2,902	4,152
KILKENNY / CILL CHAINNIGH	5,132	3,563	3,433	3,278	3,447	4,053	4,415	4,996	3,910	1,417	2,072
LAOIS / LAOIS	3,433	2,404	2,385	2,326	2,507	3,028	3,134	3,509	3,034	974	1,408
LEITRIM / LIATROIM	1,231	868	890	849	883	994	1,182	1,223	940	355	529
LIMERICK / LUIMNEACH	9,157	6,220	6,019	5,731	6,334	6,888	7,525	8,193	6,190	2,179	3,412
LONGFORD / AN LONGFORT	1,632	1,261	1,271	1,224	1,220	1,494	1,523	1,776	1,381	519	677
LOUTH / LÚ	6,700	5,110	4,725	4,426	4,525	5,150	5,647	6,018	4,725	1,818	2,562
MAYO / MAIGH EO	5,937	4,216	4,136	4,189	4,494	5,458	5,962	5,780	4,314	1,586	2,293
MEATH / AN MHÍ	9,245	7,423	6,951	7,226	7,752	8,933	9,456	9,996	7,641	2,553	3,584
MONAGHAN / MUINEACHÁN	2,938	2,023	2,107	1,920	2,019	2,381	2,726	2,705	2,071	719	1,138
OFFALY / UÍBH FHAILÍ	4,100	2,798	2,803	2,702	2,933	3,244	3,516	3,751	3,038	952	1,417
ROSCOMMON / ROS COMÁIN	3,361	2,453	2,585	2,523	2,978	3,670	3,533	4,154	3,277	1,449	2,142
SLIGO / SLIGEACH	3,503	2,444	2,496	2,290	2,350	2,657	2,835	2,918	2,359	907	1,280
NORTH TIPPERARY / TIOBRAID ÁRANN THUaidh	3,811	2,592	2,616	2,547	2,637	3,176	3,982	4,295	3,574	1,261	1,958
SOUTH TIPPERARY / TIOBRAID ÁRANN THEAS	5,002	3,201	3,197	3,278	3,314	3,685	3,511	3,753	2,992	1,015	1,430
WATERFORD / PORT LáIRGE	3,193	2,070	2,158	1,942	2,079	2,510	3,240	3,637	2,746	996	1,739
WESTMEATH / AN IARMHÍ	4,435	3,053	3,118	3,077	3,144	3,537	4,028	4,201	3,147	1,140	2,041
WEXFORD / LOCH GARMAN	8,218	6,358	6,033	5,673	6,407	7,516	8,927	8,789	7,121	2,481	3,636
WICKLOW / CILL MHANTÁIN	7,879	5,866	5,075	5,057	5,161	5,812	6,398	6,782	5,284	1,793	2,550
<i>City Councils / Comhairlí Cathrach</i>											
*DUBLIN / *BAILE ÁTHA CLIATH	93,752	76,307	67,779	64,415	64,287	70,492	72,997	76,716	60,159	24,070	30,997
LIMERICK / LUIMNEACH	3,532	2,601	2,171	2,074	2,097	2,259	2,022	1,940	2,387	1,278	1,083
WATERFORD / PORT LáIRGE	4,366	3,244	3,119	3,342	3,388	4,128	4,001	3,654	3,658	929	1,246
TOTAL / IOMLÁN	274,990	207,441	193,743	188,109	195,507	219,284	233,727	246,446	194,817	73,125	103,076

*City and County / * Cathrach agus Contae

Section 3 / Cuid 3

Driving Licences Current on 31st December 2010 / Ceadúnais Tiomána Reatha amhail an 31ú Nollaig 2010

Table 21. Driving Licences Current on 31st December, 2010 by Type in each Licensing Authority Area.

Tábla 21. Ceadúnais Tiomána Reatha amhail an 31ú Nollaig, 2010 de réir cineál i ngach Ceantar Údarás Cheadúnaithe.

Licensing Authority / Údarás Cheadúnaithe	Learner Permit Licences / Ceadúnais Foghlaimeora	Annual Licences / Ceadúnais Bhliantúla	Triennial Licences / Ceadúnais Trí Bliana	10 Year Licences / Ceadúnais 10 mbliana	Total Number of Driving Licences / An Líon iomlán Ceadúnais Tiomána
County Councils / Comhairlí Contae					
CARLOW / CEATHARLACH	4,323	118	2,809	29,281	36,531
CAVAN / AN CABHÁN	4,639	88	3,649	33,577	41,953
CLARE / AN CLÁR	6,586	238	6,479	59,919	73,222
*CORK / *CORCAIGH	30,313	785	27,579	255,375	314,052
DONEGAL / DÚN NA nGALL	8,424	282	8,249	80,004	96,959
*GALWAY / *GAILLIMH	14,789	337	12,204	124,127	151,457
KERRY / CIARRAÍ	8,421	206	8,678	74,438	91,743
KILDARE / CILL DARA	12,771	220	7,347	101,138	121,476
KILKENNY / CILL CHAINNIGH	6,057	258	4,704	44,637	55,656
LAOIS / LAOIS	4,778	208	3,438	33,653	42,077
LEITRIM / LIATROIM	1,795	76	1,873	15,998	19,742
LIMERICK / LUIMNEACH	7,561	226	7,087	70,493	85,367
LONGFORD / AN LONGFORT	2,460	39	2,085	18,055	22,639
LOUTH / LÚ	7,568	197	5,291	53,591	66,647
MAYO / MAIGH EO	7,341	281	7,164	65,665	80,451
MEATH / AN MHÍ	10,350	237	7,344	86,105	104,036
MONAGHAN / MUINEACHÁN	3,426	80	3,276	31,024	37,806
OFFALY / UÍBH FHAILÍ	4,801	134	3,577	35,579	44,091
ROSCOMMON / ROS COMÁIN	3,538	123	4,080	31,659	39,400
SLIGO / SLIGEACH	3,618	145	3,832	33,142	40,737
TIPPERARY NORTH / TIOBRAID ÁRANN THUaidh	4,476	163	4,270	35,925	44,834
TIPPERARY SOUTH / TIOBRAID ÁRANN THEAS	6,257	185	5,060	43,210	54,712
WATERFORD / PORT Láirge	3,619	105	3,655	32,100	39,479
WESTMEATH / AN IARMHÍ	5,452	178	4,115	40,545	50,290
WEXFORD / LOCH GARMAN	9,434	770	7,440	69,641	87,285
WICKLOW / CILL MHANTÁIN	8,460	304	6,585	66,596	81,945
City Councils / Comhairlí Cathrach					
*DUBLIN / *BAILE ÁTHA CLIATH	81,313	1,989	57,082	532,471	672,855
LIMERICK / LUIMNEACH	3,683	76	2,877	22,312	28,948
WATERFORD / PORT Láirge	3,624	63	2,443	22,528	28,658
TOTAL / IOMLÁN	279,877	8,111	224,272	2,142,788	2,655,048
Change from 2009 return					
Athrú ó aiscur 2009	-6,238	-115	25,613	-12,619	6,641

* City and County / *Cathrach agus Contae