



An Roinn Tithíochta,
Rialtais Áitiúil agus Oidhreachta
Department of Housing,
Local Government and Heritage

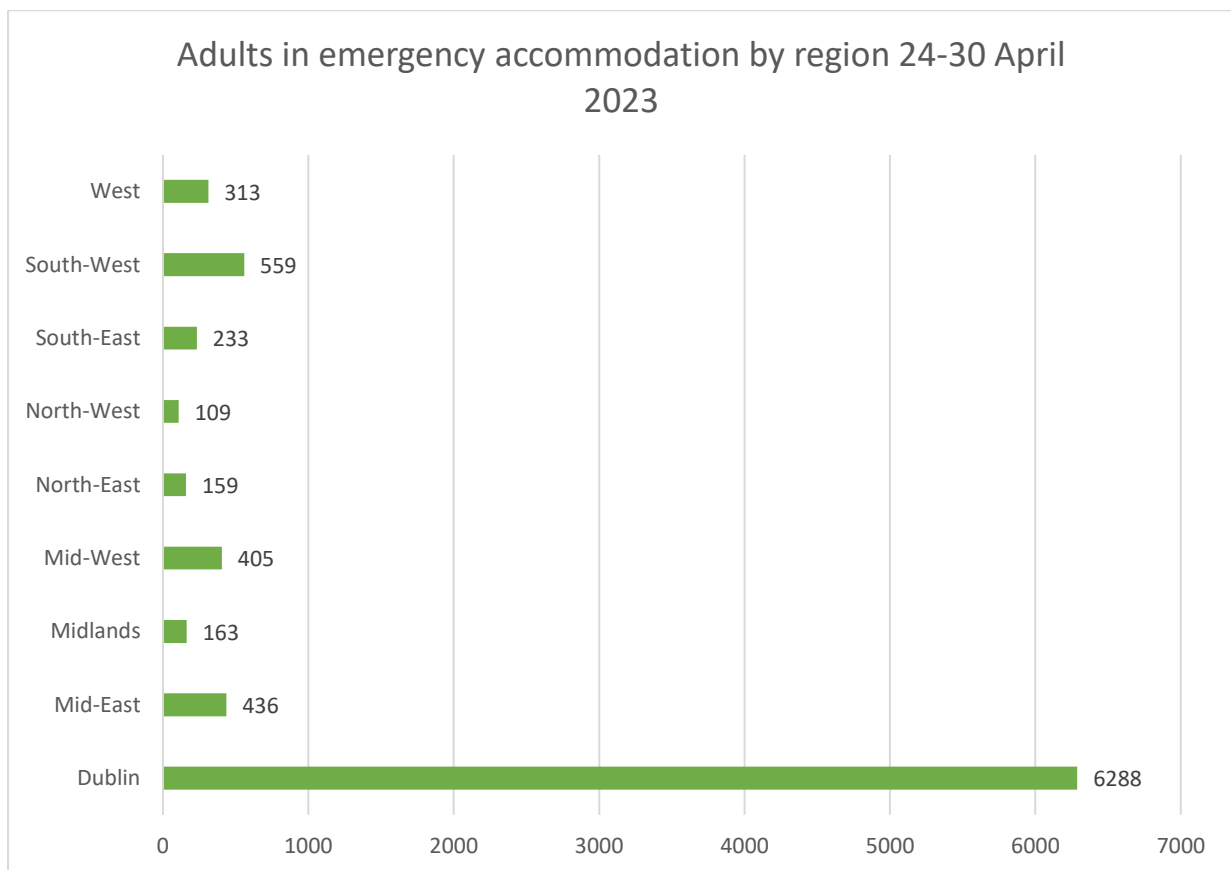
**Department of Housing, Local Government and
Heritage**
Monthly Homelessness Report
April 2023

Prepared by the Department of Housing, Local Government and Heritage

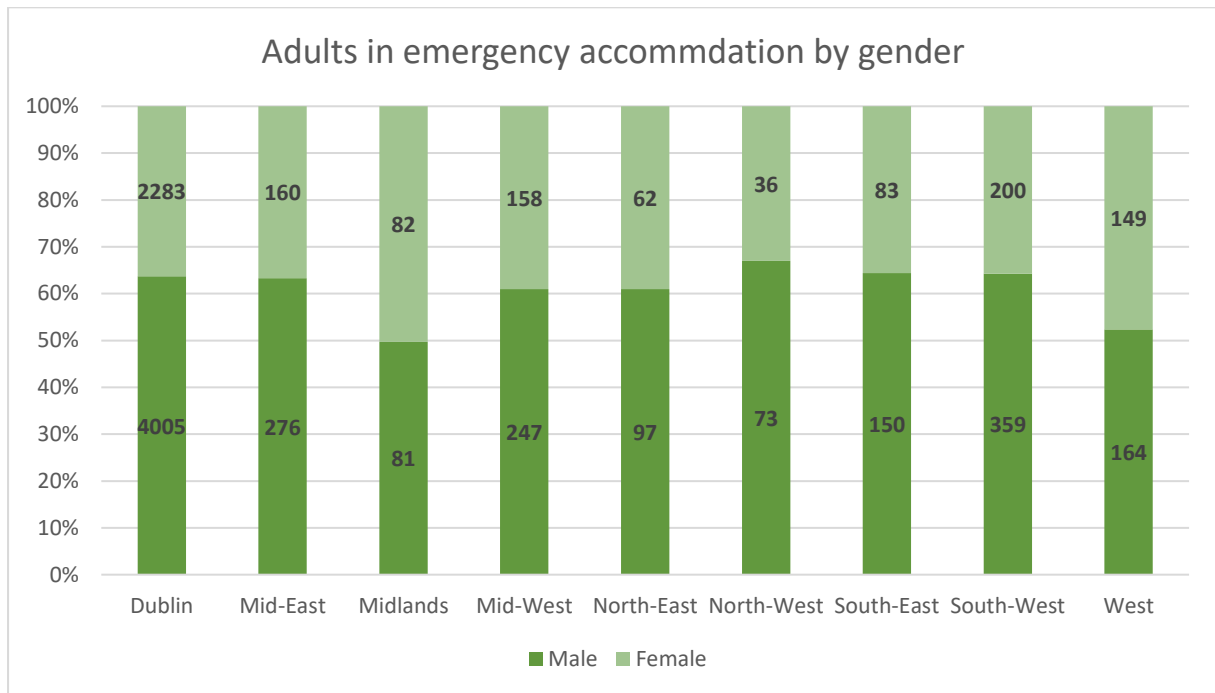
gov.ie/housing

Details of adults accessing local authority managed emergency accommodation during the week of 24-30 April 2023

Region	<i>Adults</i>	<i>(of which) Single Adults</i>	<i>Male</i>	<i>Female</i>
Dublin	6,288	4,128	4,005	2,283
Mid-East	436	295	276	160
Midlands	163	109 ¹	81	82
Mid-West	405	282	247	158
North-East	159	114	97	62
North-West	109	90	73	36
South-East	233	201	150	83
South-West	559	434	359	200
West	313	183	164	149
TOTAL	8,665	5,836 (67%)	5,452 (63%)	3,213 (37%)



¹Note: The previously published figure for singles in the Midlands in respect of April 2023 was incorrect. The correct total was 109 singles compared to the original figure provided of 89.

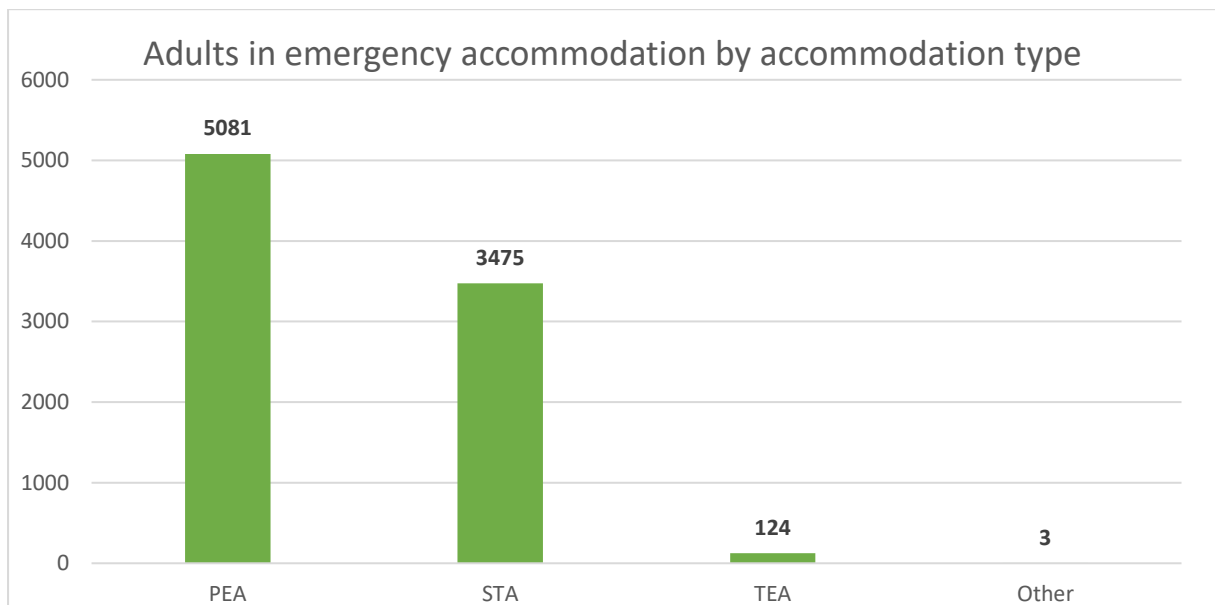


Region	<i>Ages 18-24</i>	<i>Ages 25-44</i>	<i>Ages 45-64</i>	<i>Ages 65+</i>
Dublin	1,119	3,337	1,734	98
Mid-East	77	210	129	20
Midlands	30	87	42	4
Mid-West	61	205	128	11
North-East	29	78	43	9
North-West	10	72	24	3
South-East	32	135	57	9
South-West	66	318	165	10
West	67	149	90	7
TOTAL	1,491 (17%)	4,591 (53%)	2,412 (28%)	171 (2%)

Adults in emergency accommodation by age band

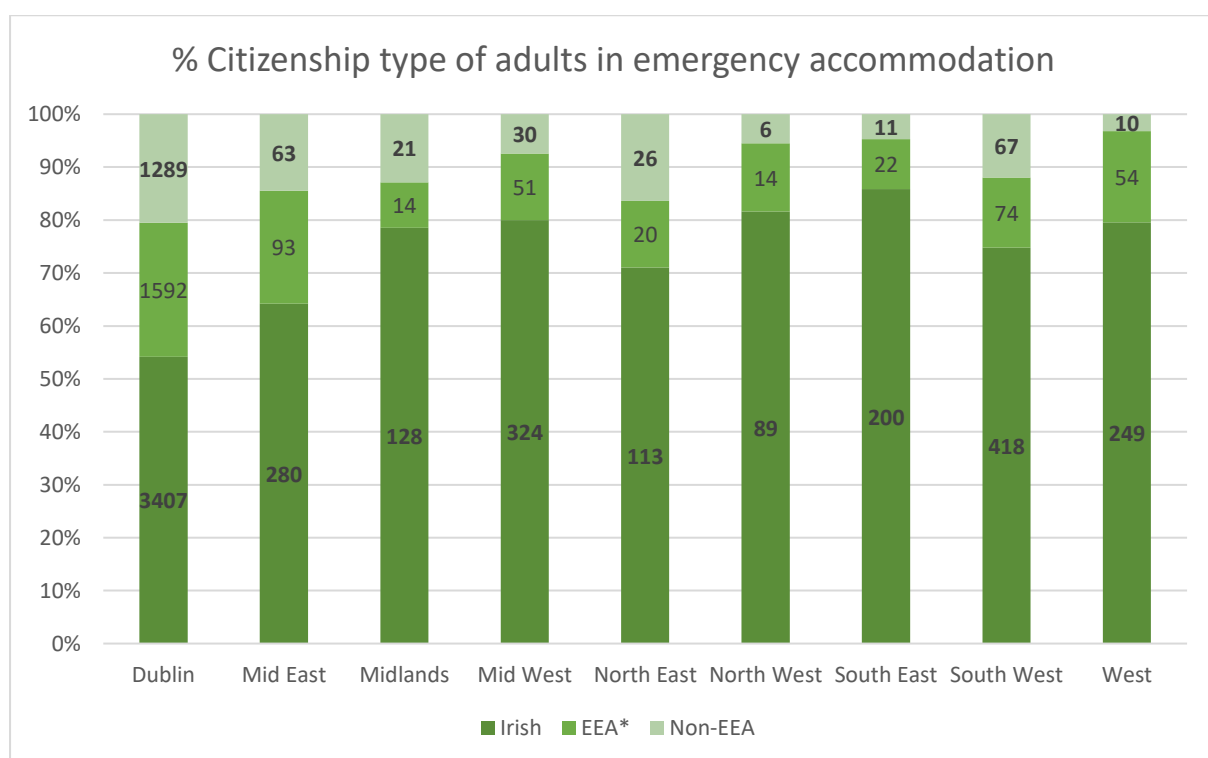


Accommodation Types*				
Region	PEA	STA	TEA	Other
Dublin	3,798	2,456	34	0
Mid-East	258	172	5	3
Midlands	124	0	39	0
Mid-West	122	268	28	0
North-East	80	76	4	0
North-West	66	29	14	0
South-East	71	163	0	0
South-West	352	208	0	0
West	210	103	0	0
TOTAL	5,081	3,475	124	3



* Note: clients may have accessed multiple accommodation types during the week

Citizenship			
Region	<i>Irish</i>	<i>EEA/UK</i>	<i>Non-EEA</i>
Dublin	3,407	1,592	1,289
Mid-East	280	93	63
Midlands	128	14	21
Mid-West	324	51	30
North-East	113	20	26
North-West	89	14	6
South-East	200	22	11
South-West	418	74	67
West	249	54	10
TOTAL	5,208 (60%)	1,934 (22%)	1,523 (18%)



Adults in Emergency Accommodation

24-30 April 2023 adults in emergency accommodation



Map: Department of Housing, Local Government and Heritage • Source: Department of Housing, Local Government and Heritage • Created with Datawrapper

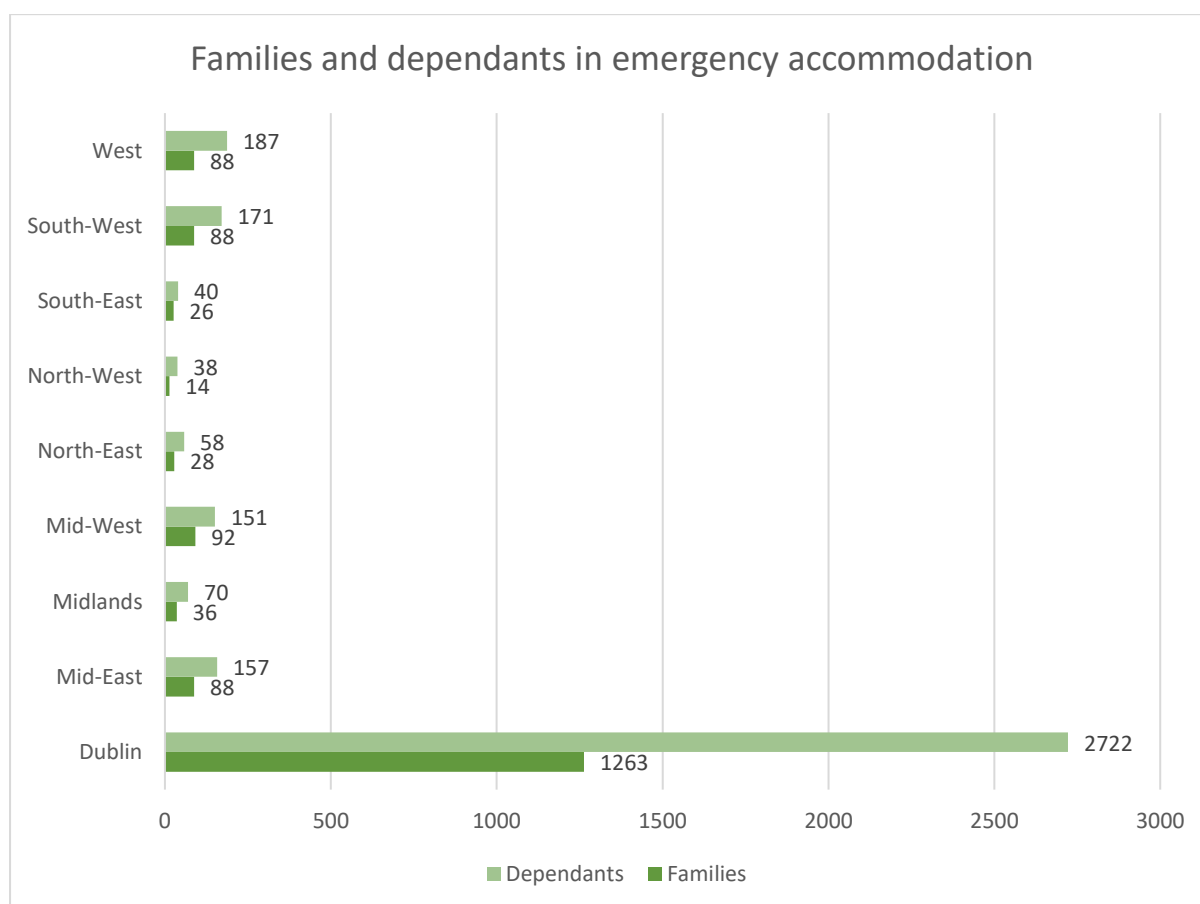
Adults accessing emergency accommodation by county during the week of 24-30 April 2023

Counties ²		
Dublin	Dublin	6,288 (73%)
Mid-East	Kildare	181
	Meath	207
	Wicklow	48
	Sub-Total	436 (5%)
Midlands	Laois	27
	Longford	21
	Offaly	55
	Westmeath	60
	Sub-Total	163 (2%)
Mid-West	Clare	69
	Limerick	336
	Sub-Total	405 (5%)
North-East	Louth	136
	Monaghan	11
	Cavan	12
	Sub-Total	159 (2%)
North-West	Donegal/Leitrim	54
	Sligo	55
	Sub-Total	109 (1%)
South-East	Carlow	36
	Kilkenny	36
	Tipperary	53
	Waterford	70
	Wexford	38
	Sub-Total	233 (3%)
South-West	Cork (Cork City and County councils)	520
	Kerry	39
	Sub-Total	559 (6%)
West	Galway (Galway City and County councils)	248
	Mayo/Roscommon	65
	Sub-Total	313 (3%)
National		8,665

² Where fewer than ten individuals are recorded in a county, data are aggregated in line with best practice described in the Irish Statistical System Code of Practice (ISSCOP).

Families accessing emergency accommodation during the week of 24–30 April 2023

Region	Total Families	(of which) single parent families	Total Adults	Total child dependants
Dublin	1,263	667	2,160	2,722
Mid-East	88	48	141	157
Midlands	36 ³	19	54	70
Mid-West	92	65	123	151
North-East	28	17	45	58
North-West	14	10	19	38
South-East	26	20	32	40
South-West	88	65	125	171
West	88	51	130	187
TOTAL	1,723	962 (56%)	2,829	3,594



³ Note: The previously published figure for families in the Midlands in respect of April 2023 was incorrect. The correct total was 36 families compared to the original figure provided of 46. This also affected the total number of adults in families in the Midlands. The correct total was 54 compared to the original figure provided of 74

Quarter 1 Progress Report data

Exits and Preventions Q1 2023

During Quarter 1, a combined total of 1,454 adults, as well as their dependants, exited or were prevented from entering emergency accommodation by way of a tenancy being created, an increase of 15% on the same period last year.

Adults exiting emergency accommodation		
	Q1 2022	Q1 2023
Local authority lettings	176 (29%)	207 (31%)
AHB lettings/LTSA	184 (31%)	238 (35%)
Private rented HAP	242 (40%)	231 (35%)
	602	676

Adults prevented from entering emergency accommodation		
	Q1 2022	Q1 2023
Local authority lettings	54 (8%)	155 (20%)
AHB lettings/LTSA	70 (11%)	115 (15%)
Private rented HAP	536 (81%)	508 (65%)
	660	778

Housing First

Region	Total tenancies created in Q1 2023	Total number of individuals currently in a tenancy	Total number of tenancies created under current Plan 2022-2026
Dublin	26	472	129
Mid-East	4	65	34
Midlands	3	39	18
Mid-West	2	32	15
North-East	3	38	13
North-West	1	26	7
South-East	6	83	28

South-West	8	68	46
West	7	48	19
Total	69⁴	871	309

Rough Sleeper Count Dublin

The Dublin rough sleeper count for spring 2023, that was carried out over the week of 6-12 March, was published on 17 April. It reports a reduction in rough sleeping since winter 2022. The total number of unique individuals engaged with by Outreach Teams during the count week was 83, which represents a reduction of 8 persons (9%) on the same period last year, with 91 individuals found to be rough sleeping during both the Spring and Winter 2022 counts.

Homeless statistics and regional structures

The Department's official homelessness statistics are published on a monthly basis and refer to the number of homeless persons accommodated in emergency accommodation funded and overseen by housing authorities during a specific count week, typically the last full week of the month. The reports are produced through the Pathway Accommodation & Support System (PASS), collated on a regional basis and compiled and published by the Department. Homelessness reporting commenced in this format in 2014.

Monthly homelessness data are published to www.housing.gov.ie on the last working Friday of every month. These data are also available in open format on www.data.gov.ie and are made available under the [Creative Commons CC BY 4.0 License](https://creativecommons.org/licenses/by/4.0/), and are available for reproduction elsewhere, subject to appropriate credit being given to the Department of Housing, Local Government and Heritage.

The administration of homeless services is organised across nine administrative regions, with one local authority in each of the regions, "the lead authority", having overall responsibility for the disbursement of Exchequer funding. In each region a Joint Homelessness Consultative Forum exists which includes representation from the relevant State and non-governmental organisations involved in the delivery of homeless services in a particular region. Delegated arrangements are governed by an annually agreed protocol between the Department and the lead authority in each region. These protocols set out the arrangements, responsibilities and financial/performance data reporting requirements for the delegation of funding from the Department.

Under *Sections 38 and 39 of the Housing (Miscellaneous Provisions) Act 2009* a statutory Management Group exists for each regional forum. This is comprised of representatives from the relevant housing authorities and the Health Service Executive, and it is the responsibility of the Management Group to consider issues around the need for homeless services and to plan for the implementation, funding and co-ordination of such services.

⁴ Q1 2023 reported 60 new tenancies created, however new tenancy figures were under-reported by some regions, therefore Q1 has been updated to 69 to reflect the up to date data received.

Glossary:

PEA - Private Emergency Accommodation: this may include hotels, B&Bs and other residential facilities that are used on an emergency basis. Supports are provided to services users on a visiting supports basis.

STA - Supported Temporary Accommodation: accommodation, including family hubs, hostels, with onsite professional support.

TEA - Temporary Emergency Accommodation: emergency accommodation with no (or minimal) support

Region	Lead Authority	Local Authorities in region
Dublin	Dublin City Council	Dublin City Council
		Dun Laoghaire Rathdown County Council
		Fingal County Council
		South Dublin County Council
Mid-East	Kildare County Council	Kildare County Council
		Meath County Council
		Wicklow County Council
Midlands	Westmeath County Council	Laois County Council
		Longford County Council
		Offaly County Council
		Westmeath County Council
Mid-West	Limerick City and County Council	Clare County Council
		Limerick City and County Council
North-East	Louth County Council	Louth County Council
		Cavan County Council
		Monaghan County Council
North-West	Sligo County Council	Donegal County Council
		Leitrim County Council
		Sligo County Council
South-East	Waterford City and County Council	Carlow County Council
		Kilkenny County Council
		Tipperary County Council
		Waterford City and County Council
		Wexford County Council
South-West	Cork City Council	Cork City Council
		Cork County Council
		Kerry County Council
West	Galway City Council	Galway City Council
		Galway County Council
		Mayo County Council
		Roscommon County Council