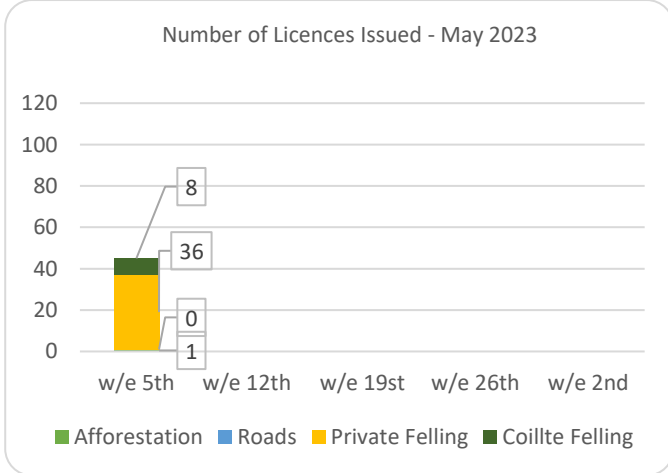
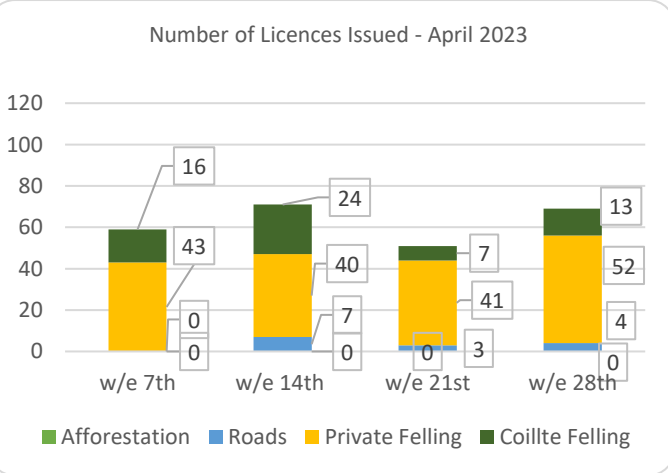
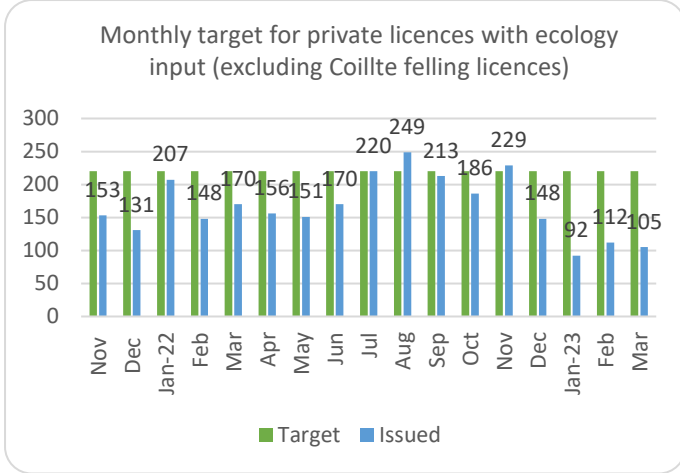
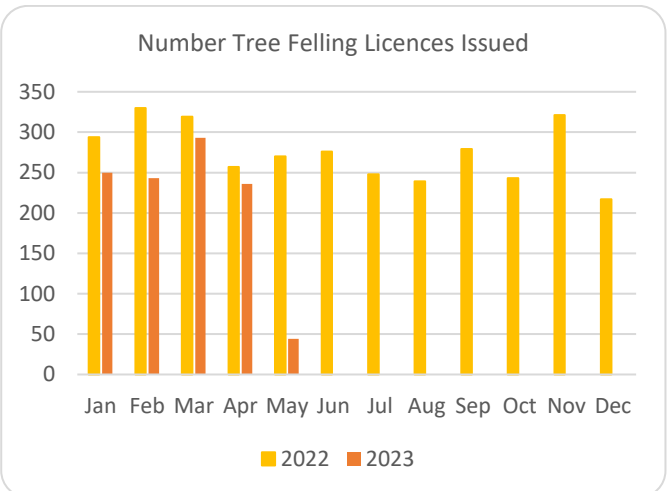
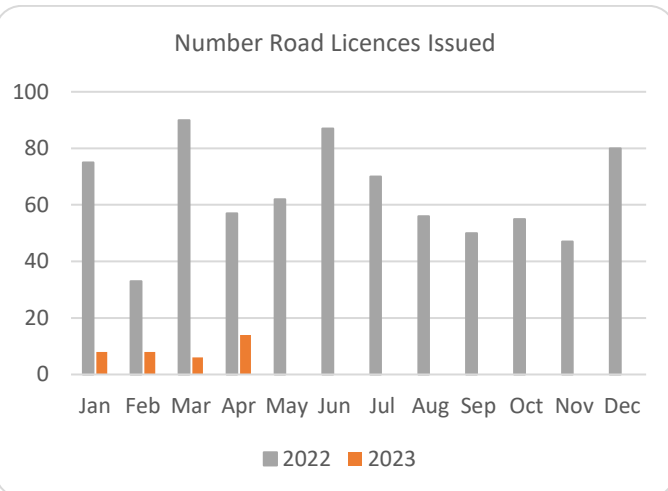
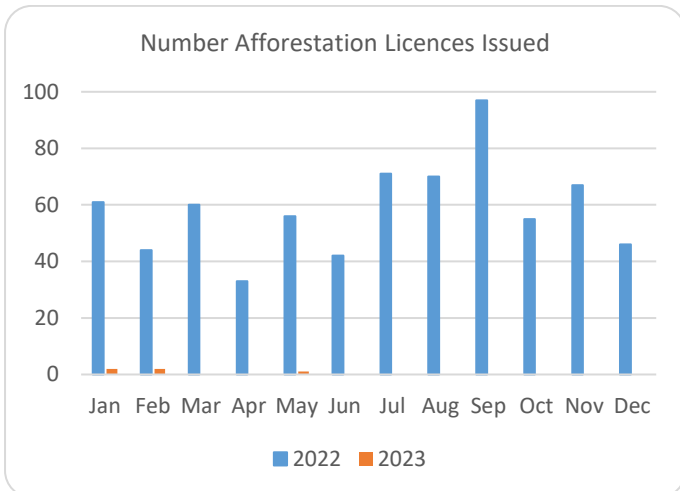


Forestry Licensing Dashboard – Week 1, May 2023



Forestry Licensing Dashboard – Week 1, May 2023

Hectares/Kilometres for Licences Issued

| | Afforestation | | | | Roads | | | | Felling | | | | | | |
|-----------|---------------|-------|-------|------|------------|------|------|------|----------|--------|--------|-----------------------|-----------|-----------|-----------|
| | Hectares | | | | Kilometres | | | | Hectares | | | Volume m ³ | | | |
| | 2020 | 2021 | 2022 | 2023 | 2020 | 2021 | 2022 | 2023 | 2020 | 2021 | 2022 | 2023 | 2021 | 2022 | 2023 |
| January | 270 | 353 | 482 | 47 | 5 | 20 | 29 | 3 | 1,170 | 3,338 | 3,507 | 2,561 | 831,530 | 928,753 | 691,848 |
| February | 531 | 463 | 269 | 39 | 10 | 30 | 14 | 3 | 1,400 | 1,939 | 3,858 | 3,039 | 531,010 | 853,328 | 888,069 |
| March | 298 | 506 | 440 | 0 | 15 | 26 | 43 | 2 | 1,462 | 1,059 | 4,654 | 3,444 | 298,959 | 785,837 | 887,739 |
| April | 566 | 627 | 183 | 0 | 16 | 18 | 25 | 7 | 1,437 | 1,311 | 4,071 | 3,008 | 303,190 | 661,988 | 814,052 |
| May | 309 | 458 | 329 | 1 | 13 | 30 | 19 | 0 | 1,332 | 2,237 | 4,113 | 665 | 564,007 | 646,016 | 176,689 |
| June | 166 | 293 | 317 | | 9 | 28 | 39 | | 694 | 4,108 | 4,219 | | 933,153 | 848,877 | |
| July | 155 | 64 | 452 | | 12 | 5 | 27 | | 1,003 | 1,382 | 4,221 | | 319,961 | 950,873 | |
| August | 214 | 125 | 527 | | 10 | 19 | 17 | | 1,904 | 1,302 | 3,959 | | 343,035 | 730,507 | |
| September | 280 | 269 | 690 | | 10 | 13 | 20 | | 1,183 | 6,516 | 3,788 | | 1,585,000 | 811,092 | |
| October | 570 | 300 | 479 | | 7 | 18 | 23 | | 2,387 | 3,772 | 3,090 | | 1,003,661 | 791,141 | |
| November | 485 | 393 | 479 | | 10 | 32 | 21 | | 2,335 | 3,608 | 3,861 | | 1,017,094 | 951,821 | |
| December | 499 | 395 | 326 | | 13 | 26 | 15 | | 1,935 | 2,283 | 2,686 | | 722,367 | 734,549 | |
| Totals | 4,342 | 4,246 | 4,972 | 87 | 130 | 264 | 293 | 14 | 18,241 | 32,855 | 46,027 | 12,716 | 8,452,966 | 9,694,783 | 3,458,398 |

Hectares/Kilometres Planted/Roads Constructed

| | Hectares | | | | Kilometres | | | |
|-----------|----------|-------|-------|------|------------|------|------|------|
| | 2020 | 2021 | 2022 | 2023 | 2020 | 2021 | 2022 | 2023 |
| January | 136 | 181 | 69 | 66 | 17 | 5 | 6 | 6 |
| February | 273 | 216 | 267 | 23 | 6 | 4 | 5 | 5 |
| March | 262 | 165 | 290 | 88 | 5 | 5 | 6 | 3 |
| April | 212 | 113 | 135 | 77 | 8 | 3 | 4 | 2 |
| May* | 350 | 259 | 304 | 36 | 9 | 6 | 5 | 2 |
| June* | 284 | 309 | 208 | | 6 | 7 | 5 | |
| July | 165 | 287 | 227 | | 11 | 4 | 5 | |
| August | 137 | 161 | 217 | | 8 | 9 | 8 | |
| September | 226 | 64 | 162 | | 5 | 7 | 4 | |
| October | 67 | 59 | 144 | | 10 | 5 | 10 | |
| November | 162 | 86 | 136 | | 6 | 7 | 5 | |
| December | 161 | 116 | 115 | | 6 | 9 | 7 | |
| Totals* | 2,435 | 2,016 | 2,273 | 290 | 98 | 70 | 70 | 19 |

*The figures for afforestation planted in 2023 reflect afforestation that has been paid at first grant stage this year to date only, i.e. approvals under the old programme but who are finalising planting in 2023.

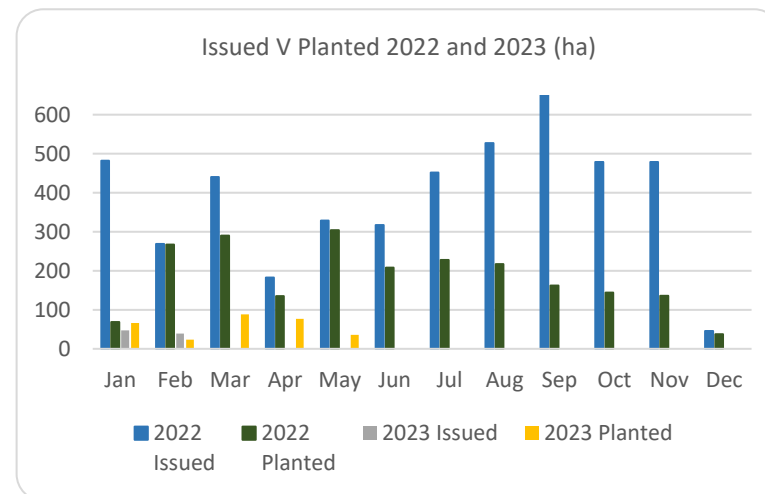
| Valid Licence Appeals Received YTD | |
|------------------------------------|---|
| Afforestation | 8 |
| Forest Roads | 1 |
| Tree Felling | 2 |

As notified to DAFM by the FAC

| Other Scheme Approvals YTD | |
|--|-----|
| Recon & Underplanting (RUS) (opted into de minimis scheme) | 14 |
| Afforestation (opted into de minimis scheme) | 265 |
| Roads (opted into de minimis scheme) | 74 |
| NW Conservation | 0 |

| Felling Licences - current week | | |
|---------------------------------|----------|-----|
| Type | Hectares | No. |
| Thinning | 163.81 | 8 |
| Clear fell | 501.59 | 36 |

| | Applications Received YTD | Licences Issued YTD |
|---------------|---------------------------|---------------------|
| Afforestation | 47 | 5 |
| Felling | 1,091 | 1,066 |
| Roads | 186 | 36 |
| Total | 1,324 | 1,107 |



Forestry Licensing Dashboard – Week 1, May 2023