



An Roinn Sláinte
Department of Health

Update for NPHET 10th September 2020



Total Confirmed	Daily Confirmed	Total Deaths	Daily Deaths
30,164	84	1,781	3

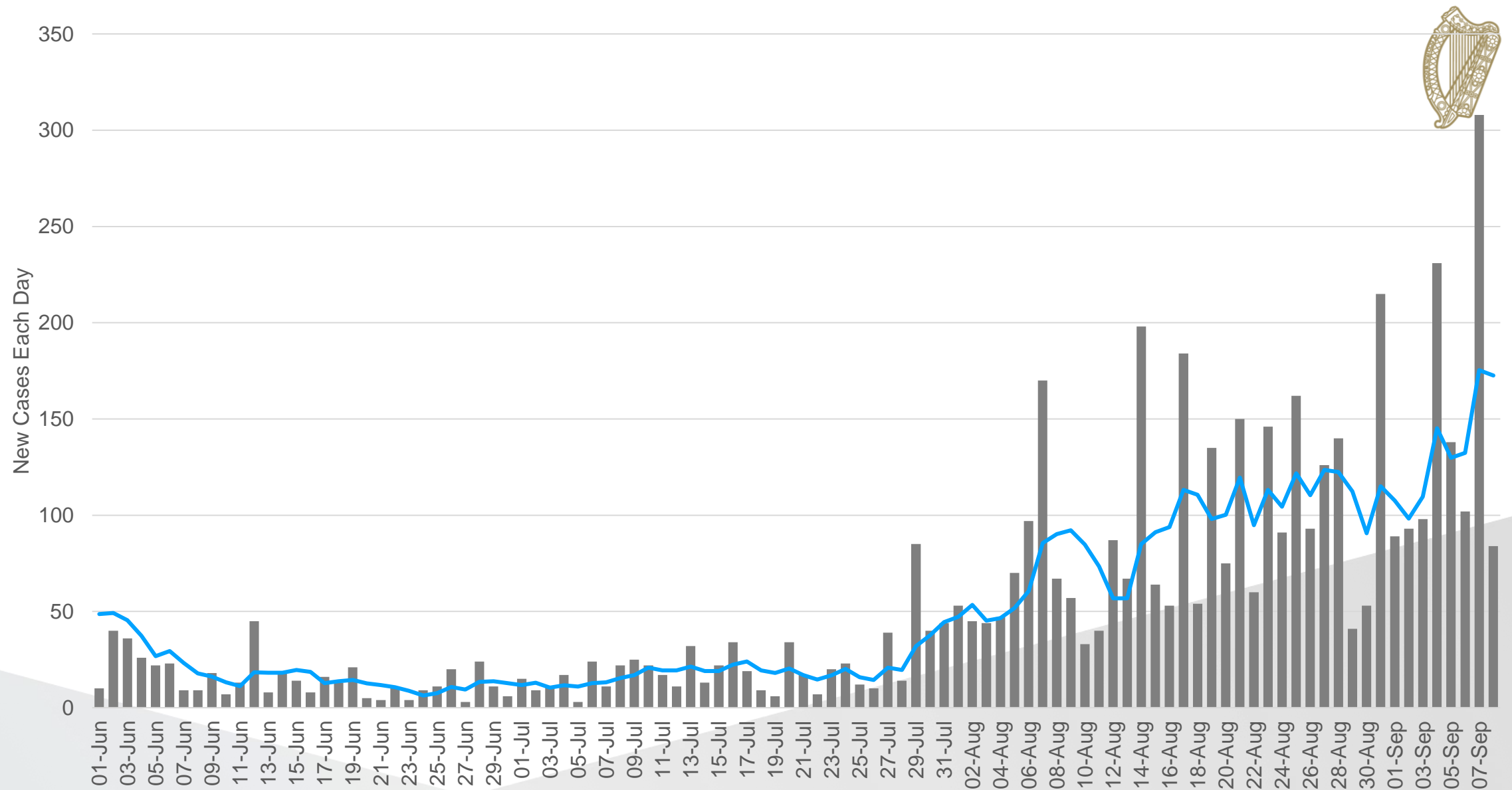
ICU Totals - The following figures update daily at approximately 11.00 and 18.45

ICU Capacity % (% Occ Beds / Max Capacity)	COVID in ICU	Suspected COVID in ICU	New COVID Cases (Last 24hrs)	Susp. COVID Cases (Last 24hrs)	COVID Discharges (Last 24 hrs)	COVID in ICU (Ventilation)
64.4	6	5	0	0	0	6

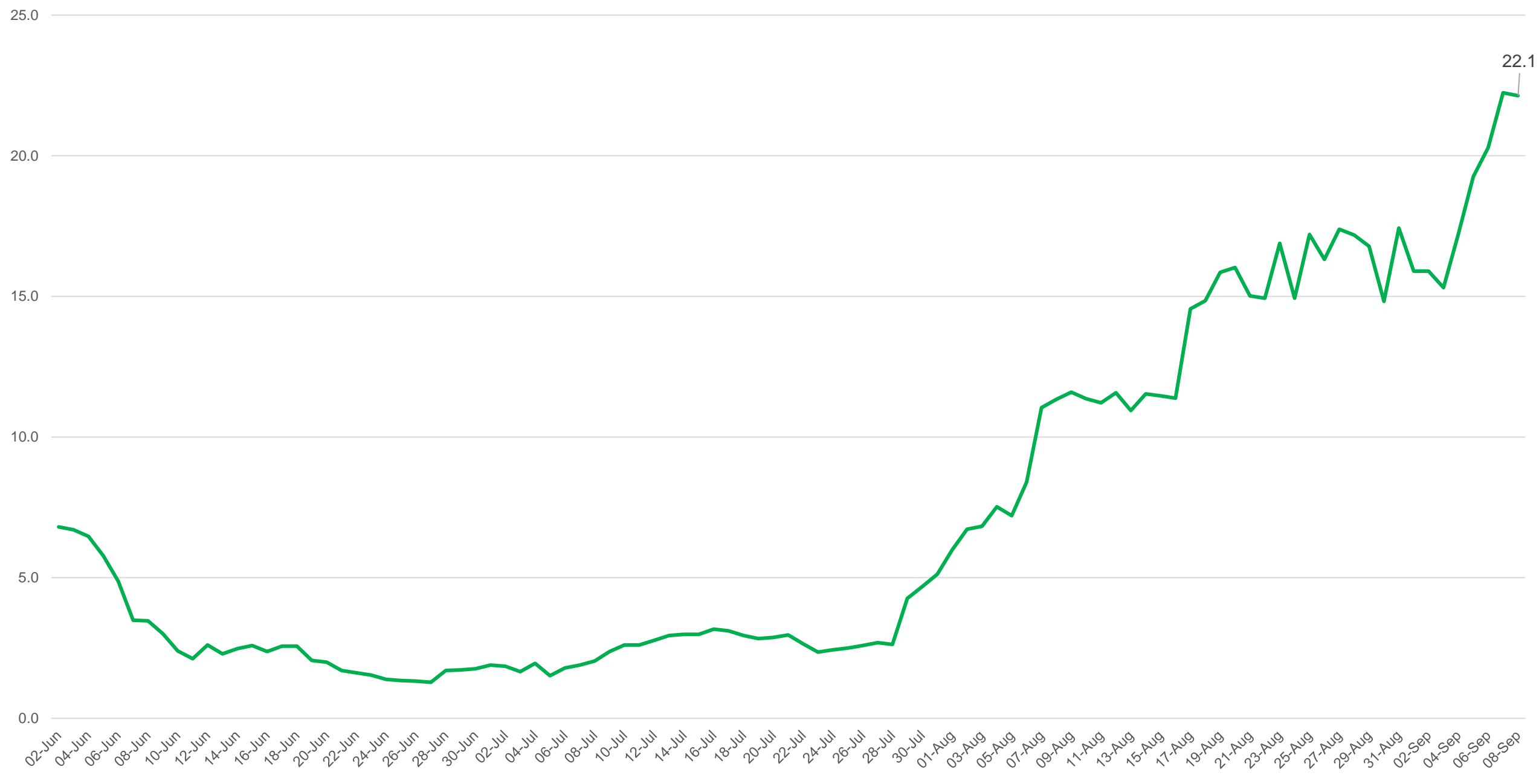
Acute Hospital Totals - The following figures are counts taken at 8.00, 14.00 and 20.00 daily. The first daily count refresh is at approximately 9.15am

COVID in Hospital	Suspected COVID in Hospital	New Hospital COVID Admissions (Last 24hrs)	COVID in Hospital - Discharges (Last 24 hrs)
50	182	4	3

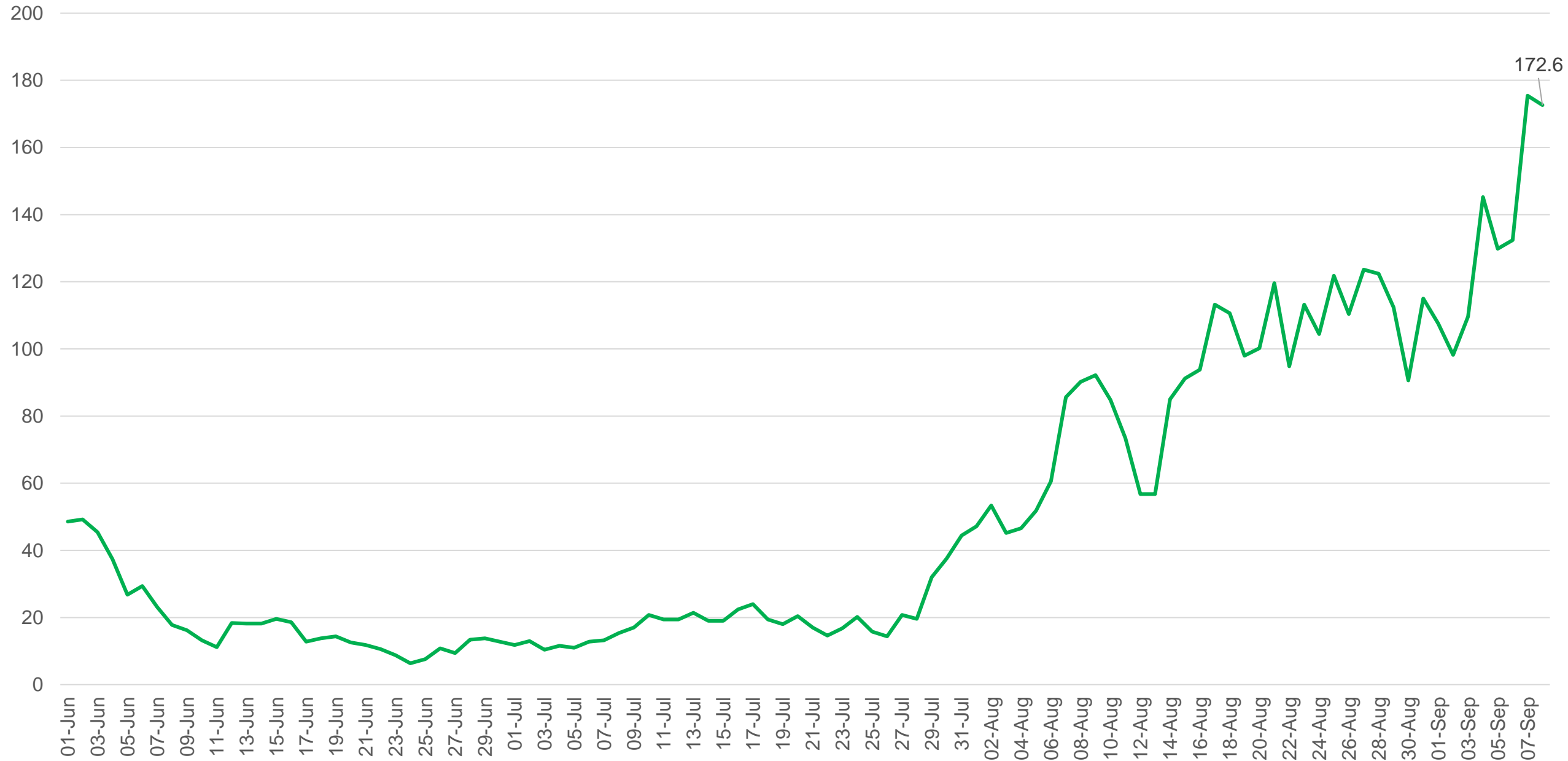
Newly Confirmed Cases Each Day and 5 Day Average



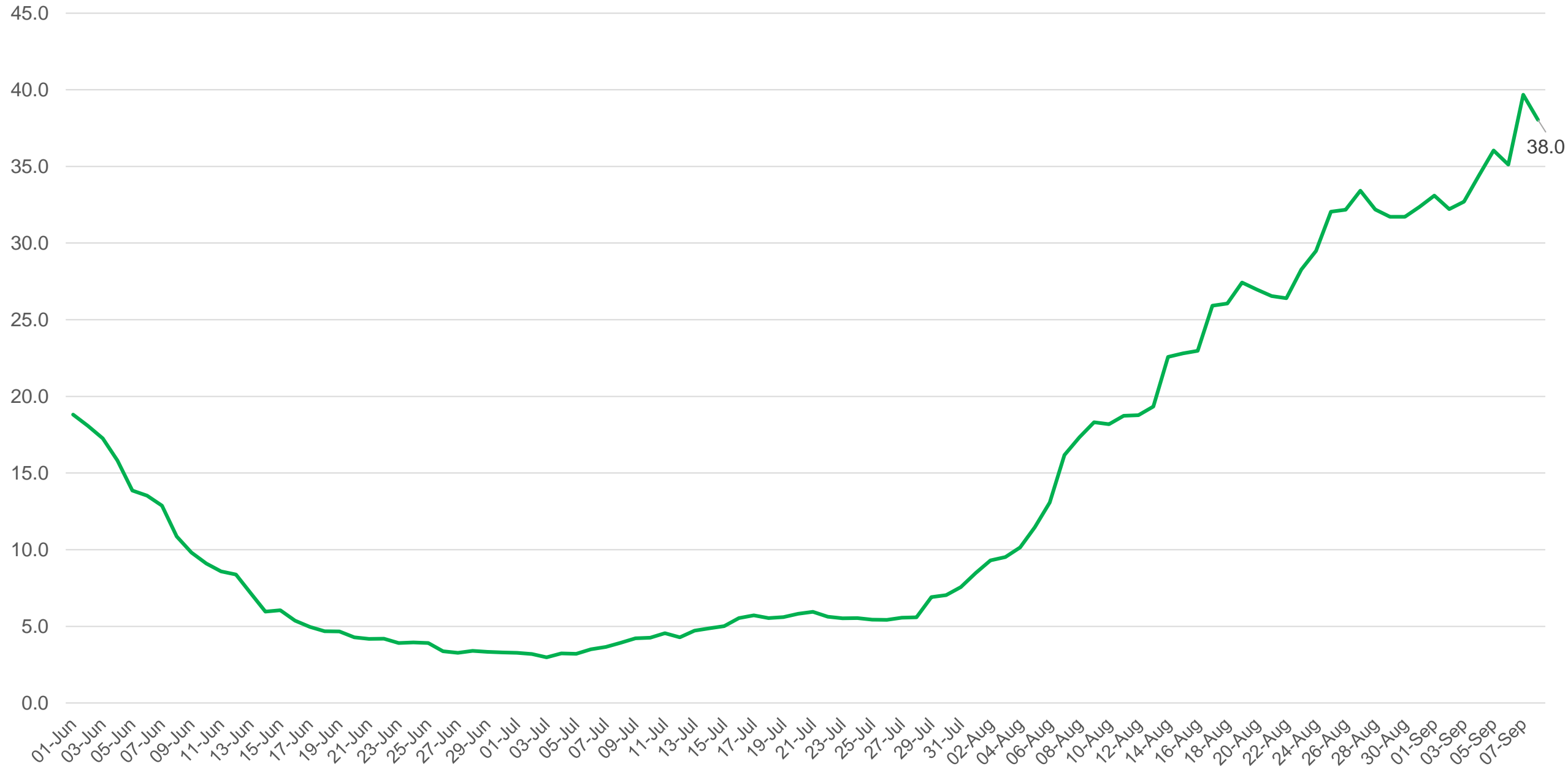
National 7 day Incidence



National 5 Day Average



National 14 Day Incidence



County Name	5 day Average	Incidence 7 days	Incidence 14 days	Incidence previous 14 days	Fortnight New Cases
Ireland	172.4	22.1	38	32	1810
Dublin	97.6	41.7	67.8	41	913
Kildare	11.8	35.1	61.6	153.3	137
Limerick	9.2	27.7	63.1	42.6	123
Galway	6.4	12.8	14.3	4.7	37
Offaly	4.6	38.5	46.2	37.2	36
Wicklow	4.6	16.9	26.7	15.4	38
Louth	4.2	22.5	29.5	15.5	38
Wexford	4.2	17.4	35.4	18	53
Cork	3.6	4.4	7.2	7.7	39
Meath	3.2	12.3	23.1	17.9	45
Leitrim	2.8	46.8	49.9	0	16
Donegal	2.8	8.8	23.2	13.2	37
Kilkenny	1.8	19.1	28.2	33.3	28
Waterford	1.8	13.8	22.4	18.1	26
Clare	1.8	10.9	27.8	32	33
Tipperary	1.8	10.7	36.4	80.2	58
Monaghan	1.6	16.3	44	21.2	27
Cavan	1.4	9.2	21	5.3	16
Longford	1.2	19.6	41.6	9.8	17
Laois	1.2	13	23.6	37.8	20
Westmeath	1.2	9	19.2	2.3	17
Mayo	1.2	5.4	6.1	2.3	8
Kerry	1	9.5	12.2	3.4	18
Carlow	0.6	10.5	26.3	86.1	15
Roscommon	0.4	3.1	18.6	9.3	12
Sligo	0.4	3.1	4.6	4.6	3



Age



Age Group	7 Day Incidence	14 Day Incidence	7 Day Case Count 2/09-08-09	14 Day Case Count 26/08-08/09
0-4	16.6	23.2	55	77
05-09	12.7	23.6	45	84
10-14	13.5	24.7	43	79
15-19	28.1	48.5	85	147
20-24	47.5	88.1	130	241
25-29	36.6	62.5	109	186
30-34	26.2	43.9	95	159
35-39	25.2	44.4	98	173
40-44	21.8	36.1	78	129
45-49	19.3	36.8	63	120
50-54	20.7	34.0	62	102
55-59	18.1	30.0	49	81
60-64	15.5	28.1	37	67
65-69	16.6	21.3	35	45
70-74	12.9	17.9	21	29
75-79	11.3	21.7	13	25
80-84	16.0	35.8	13	29
85+	31.1	51.8	21	35
Ireland	22.1	38.0	1053	1810

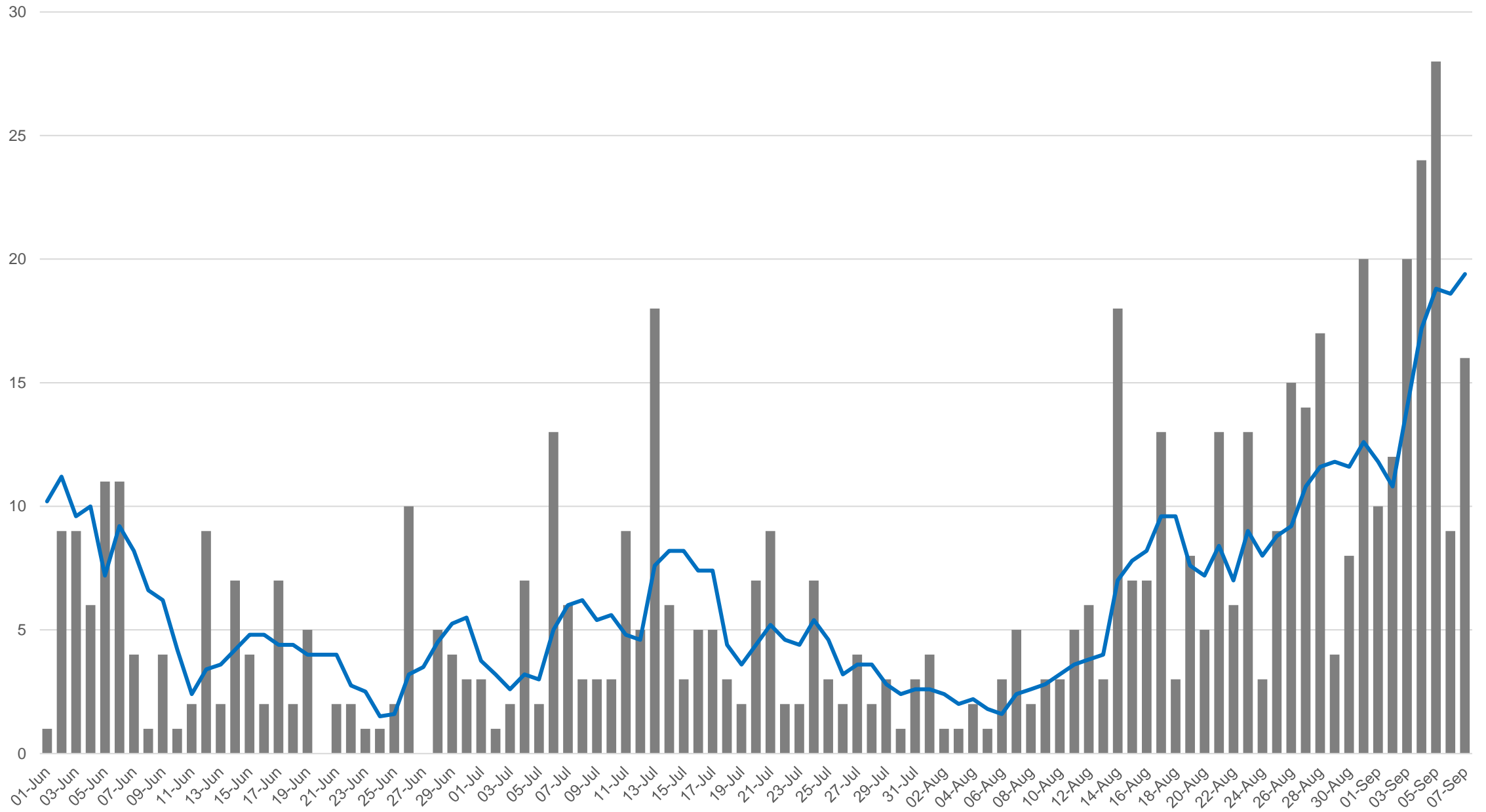
Clusters



In week 36 (30th August-5th September) 2020 there were **145** COVID-19 outbreaks notified to HPSC, **140** of which were contemporaneous.

- 119 outbreaks in private houses and 6 outbreaks were reported in extended families (including a family funeral, a general outbreak involving a holiday village)
- 2 outbreaks occurred in nursing homes
- 5 were workplace outbreaks:
 - *1 outbreak in a document processing company*
 - *1 outbreak in a specialist data analysis company*
 - *1 outbreak in a pharmaceutical plant*
 - *1 outbreak in a windows installation/home improvement company*
 - *1 outbreak in an energy production plant*
- 3 outbreaks occurred in residential institutions: one centre for older people and one centre for disabilities, one homeless facility
- 1 outbreak occurred in an acute hospital
- 1 travel related outbreak

Number and 5 day Average of Confirmed Cases in HCWs



Confirmed Cases in Hospital

50

Admissions to Hospital

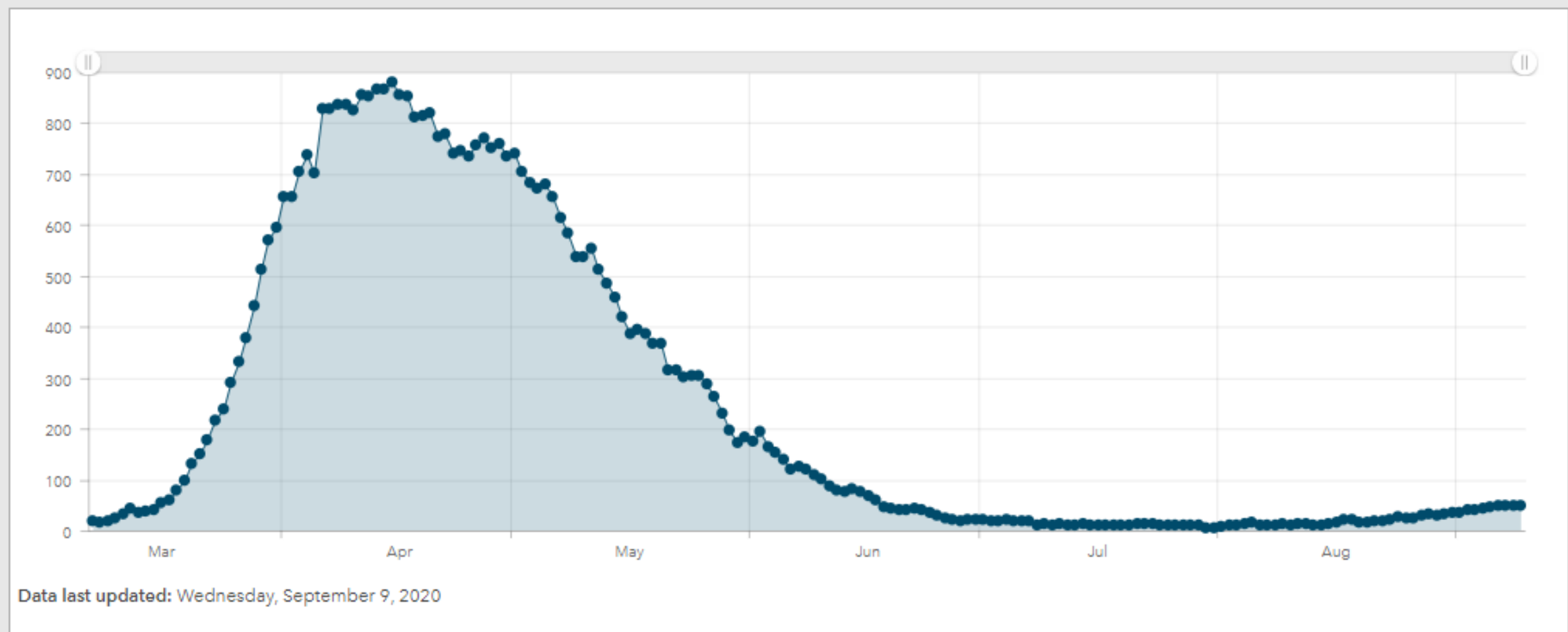
3

in last 24 Hours

Discharges from Hospital

3

in last 24 Hours



Confirmed Cases in Hospital, (8am)

New Admissions (last 24 Hours) (8am)

COVID Discharges (24hrs)

Confirmed Cases in Hospital

50

Admissions to Hospital

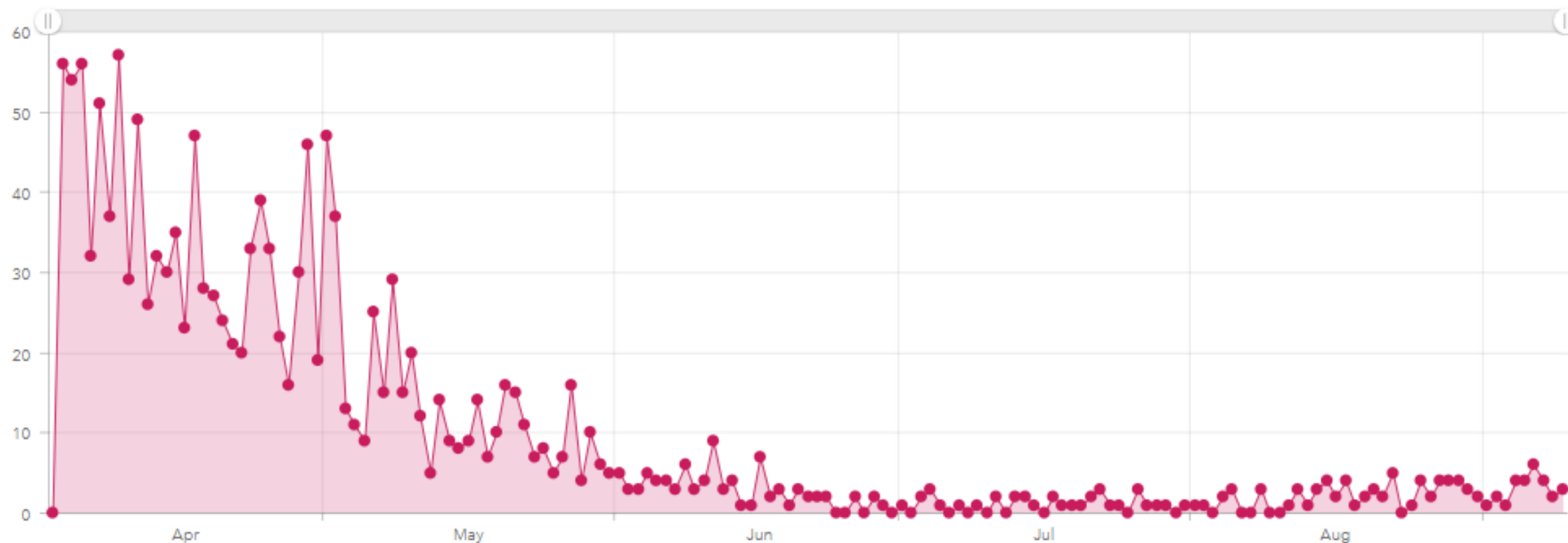
3

in last 24 Hours

Discharges from Hospital

3

in last 24 Hours



Data last updated: Wednesday, September 9, 2020

Confirmed Cases in Hospital, (8am)

New Admissions (last 24 Hours) (8am)

COVID Discharges (24hrs)

Confirmed Cases in ICU

6

recorded at 11am and 7:30pm

Admissions to ICU

0

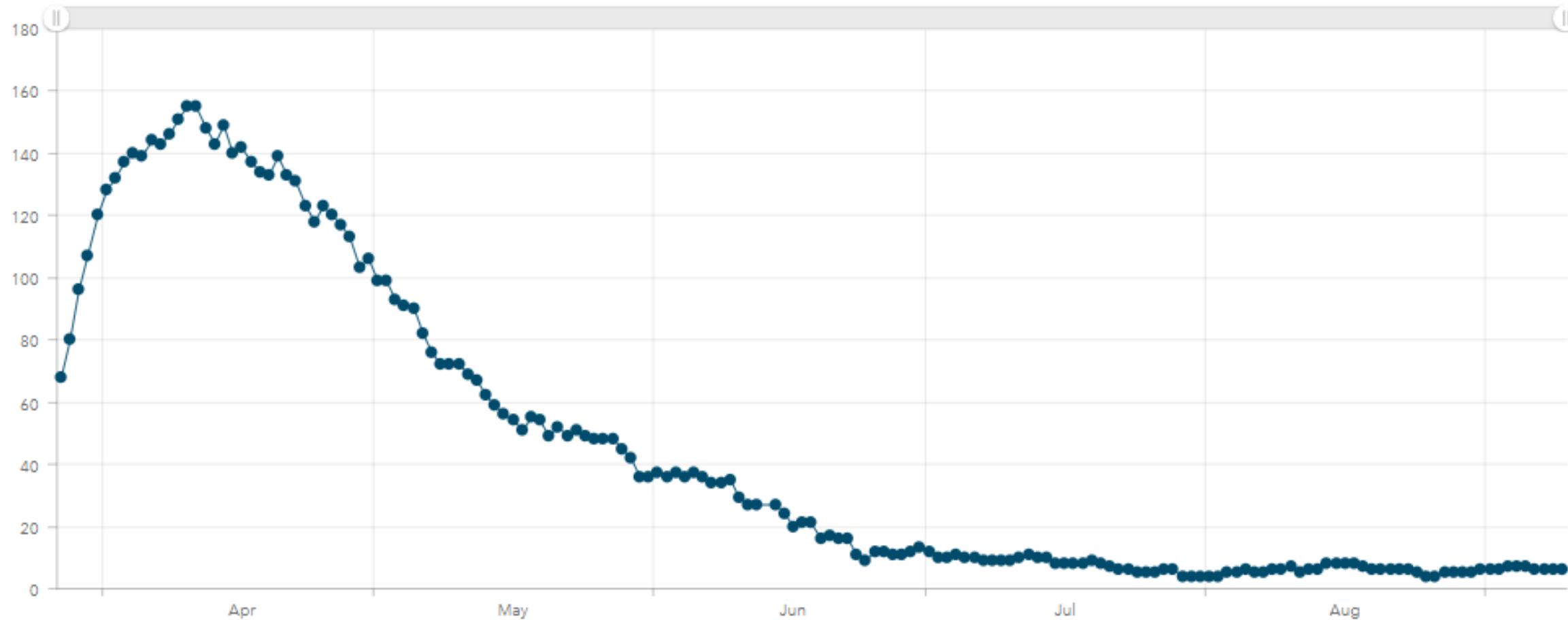
in last 24 Hours

Discharges from ICU

0

in last 24 Hours

ICU COVID-19 Confirmed Cases



Total Tests Completed

923,917

Total Positive Tests

33,465

Total Positive Rate (%)

3.6

Tests Completed

10,749

in last 24 Hours

Tests Completed

71,910

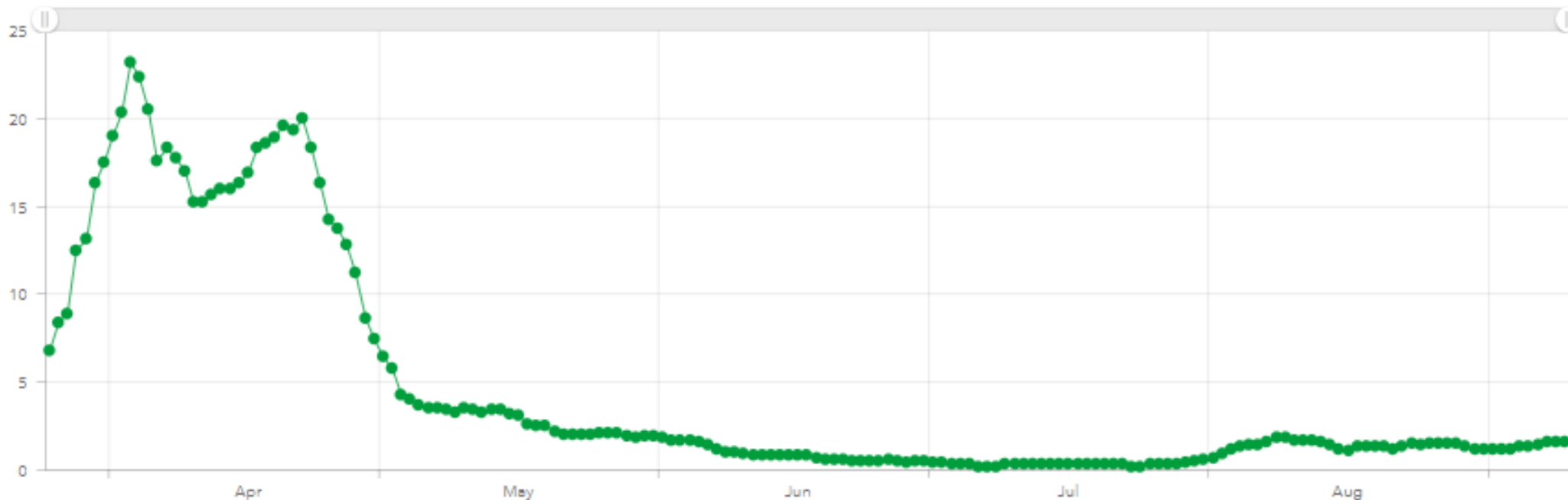
in last 7 Days

Positive Rate (%)

1.6

in last 7 Days

Positive Rate (%) Previous 7 Days

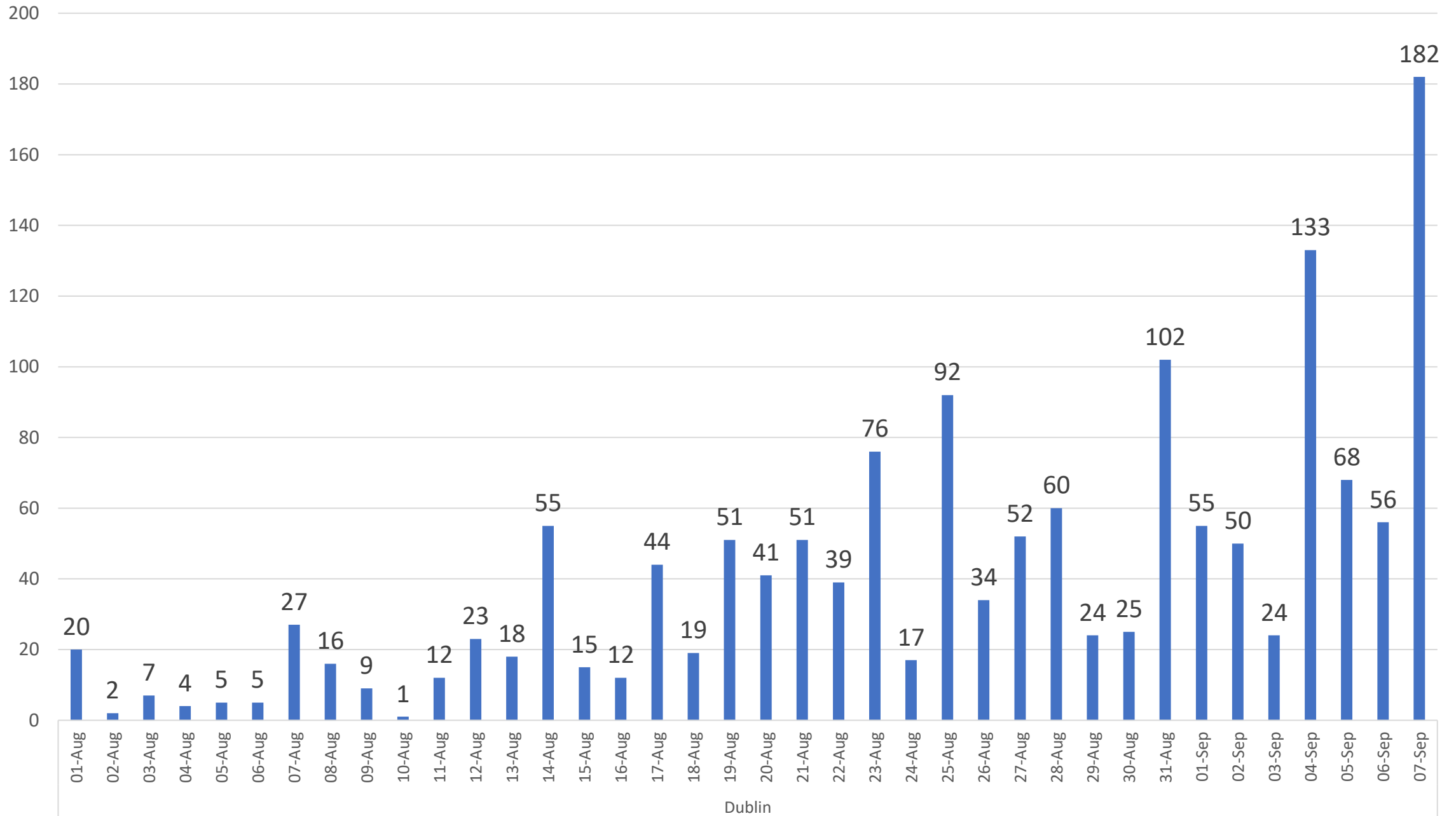


Data last updated: Wednesday, September 9, 2020

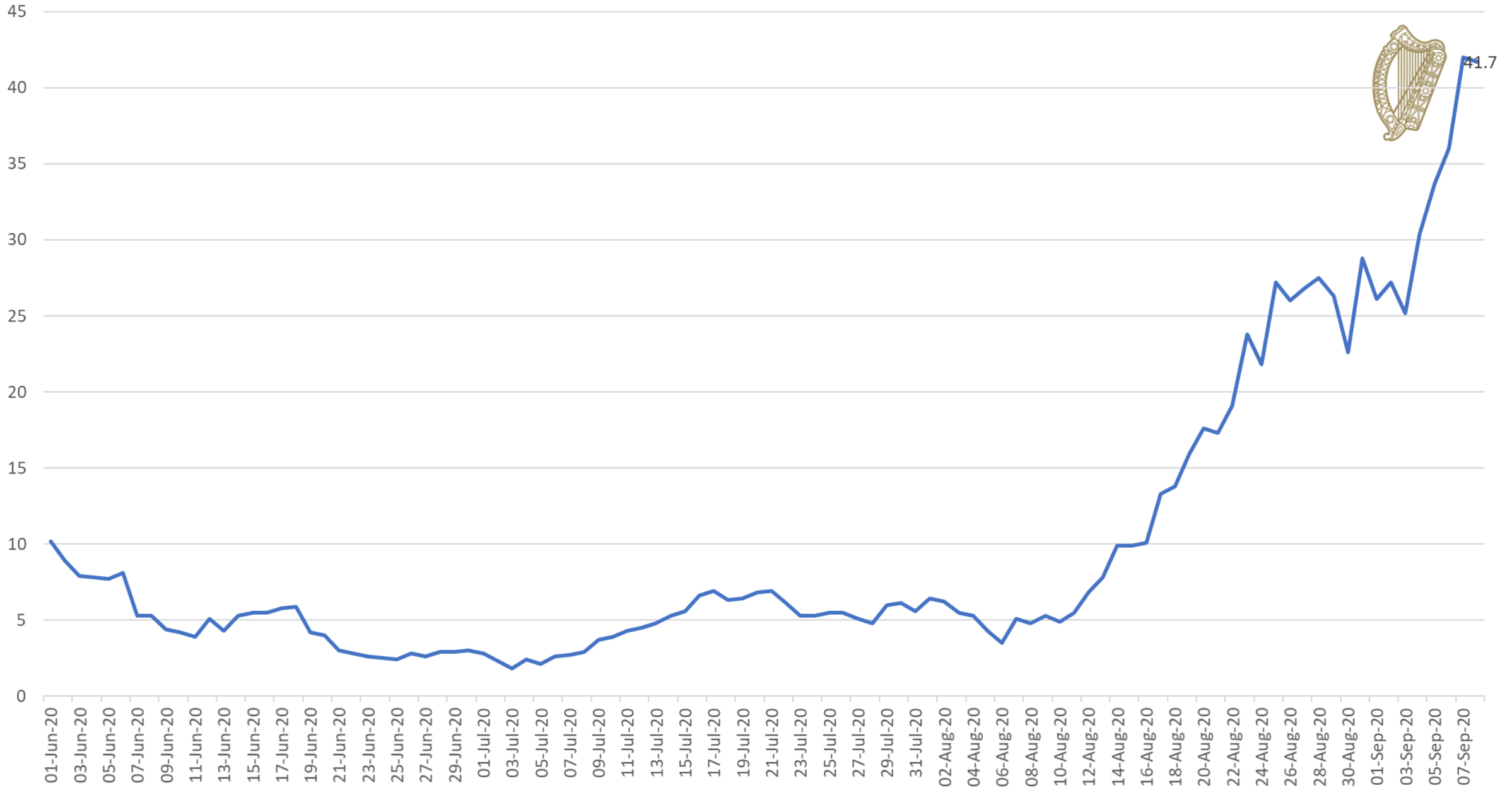


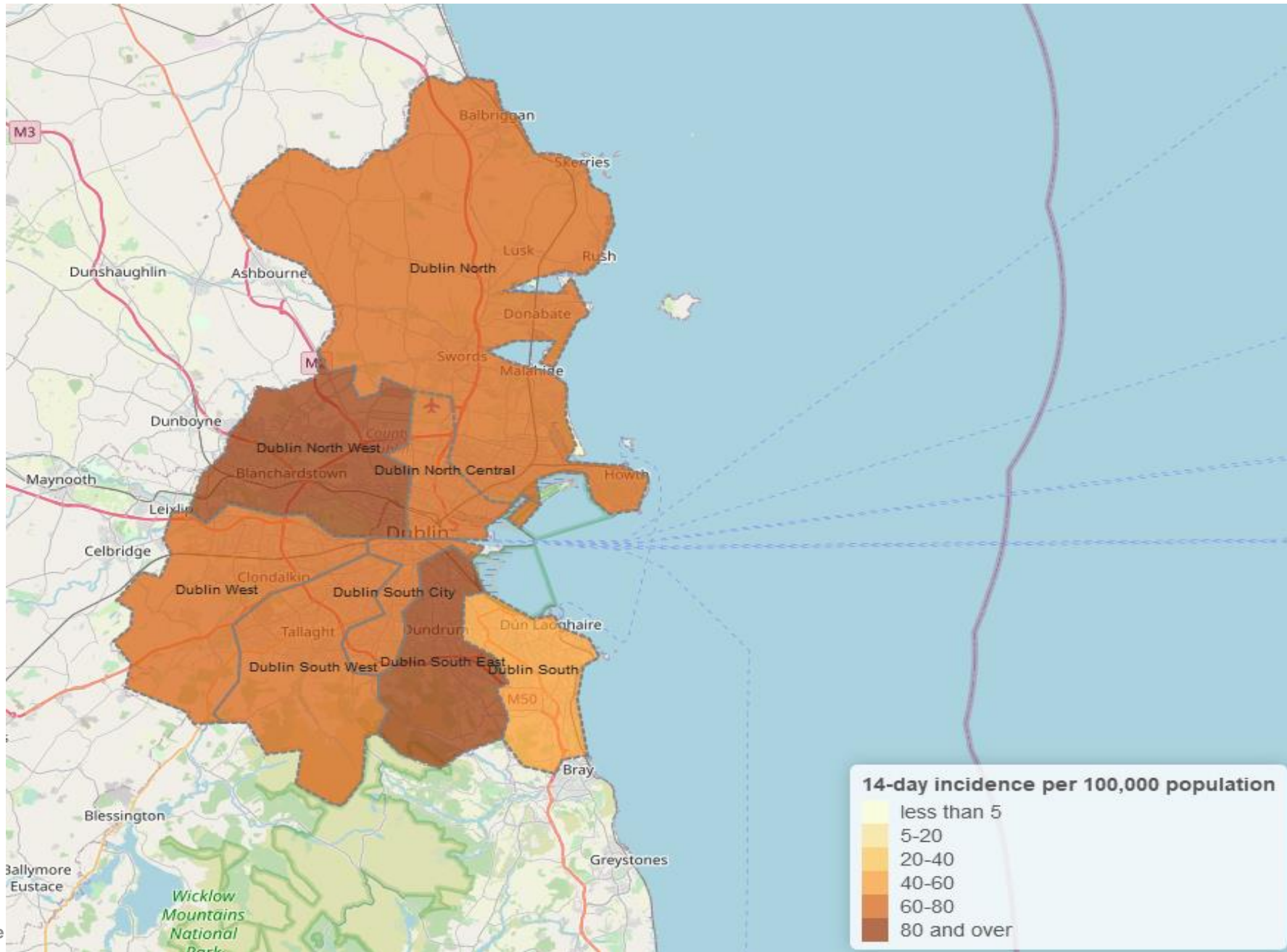
Dublin

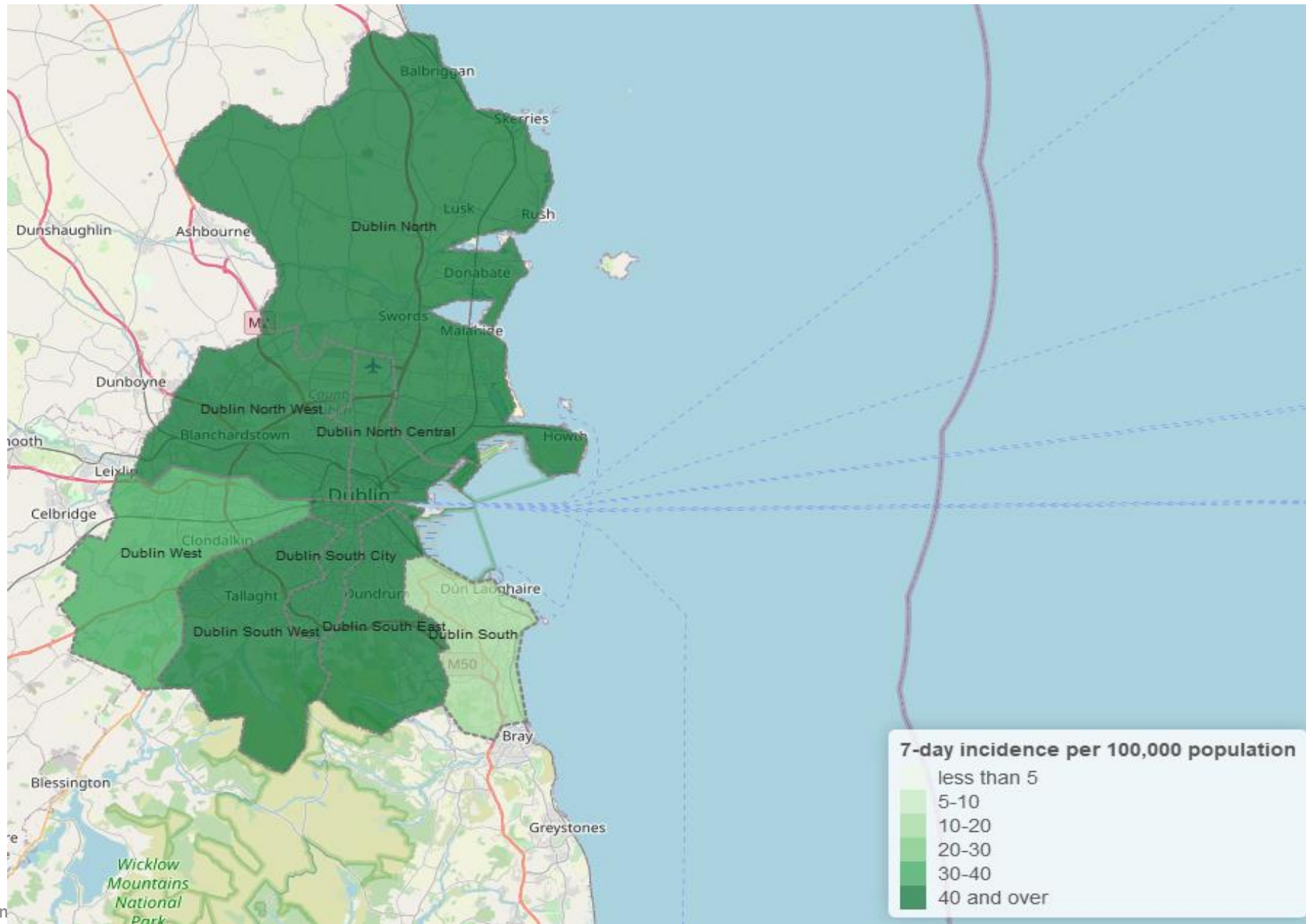
Daily cases in Dublin



Dublin 7 Day Incidence







Proportion of Cases in Dublin with Community Transmission



	Community transmission	Possible Community Transmission	Community Transmission Total
Week of 09/08-15/08	46	1763 (47%)	
Week of 16/08-22/08	47	1461 (24%)	
Week of 23/08-39/08	52	1971 (20%)	
Week of 30/08-05/09	104	25129 (28%)	

Source: HPSC CIDR Extract 09092020

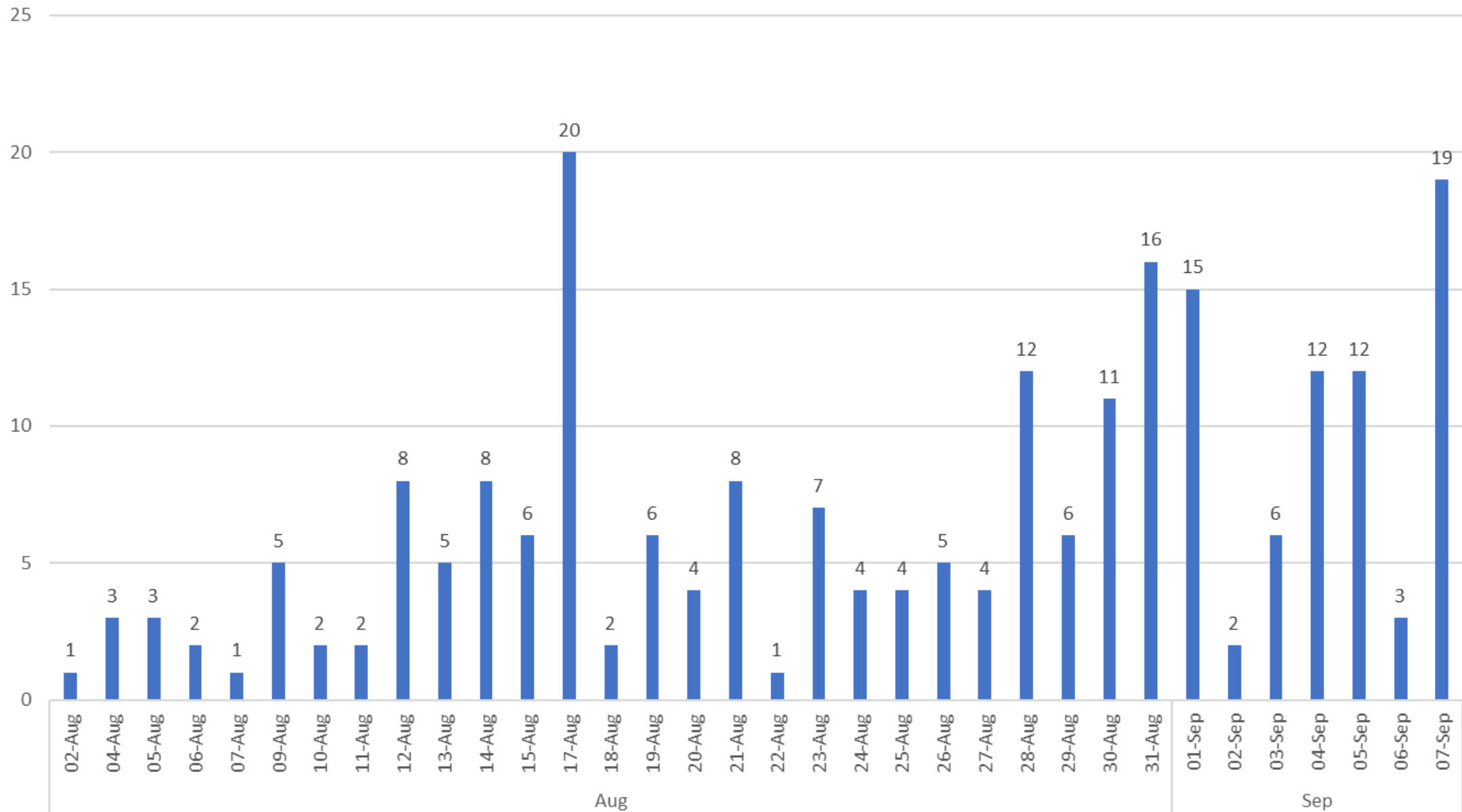
Notes: Community Transmission refers to cases where community transmission, blank or under investigation is reported. Some of these cases may be re-allocated to other transmission sources as contact tracing progresses.

Outbreak Cases are those where an outbreak ID has been associated with the case in CIDR. Again, some further cases may be associated with outbreaks as contact tracing progresses.

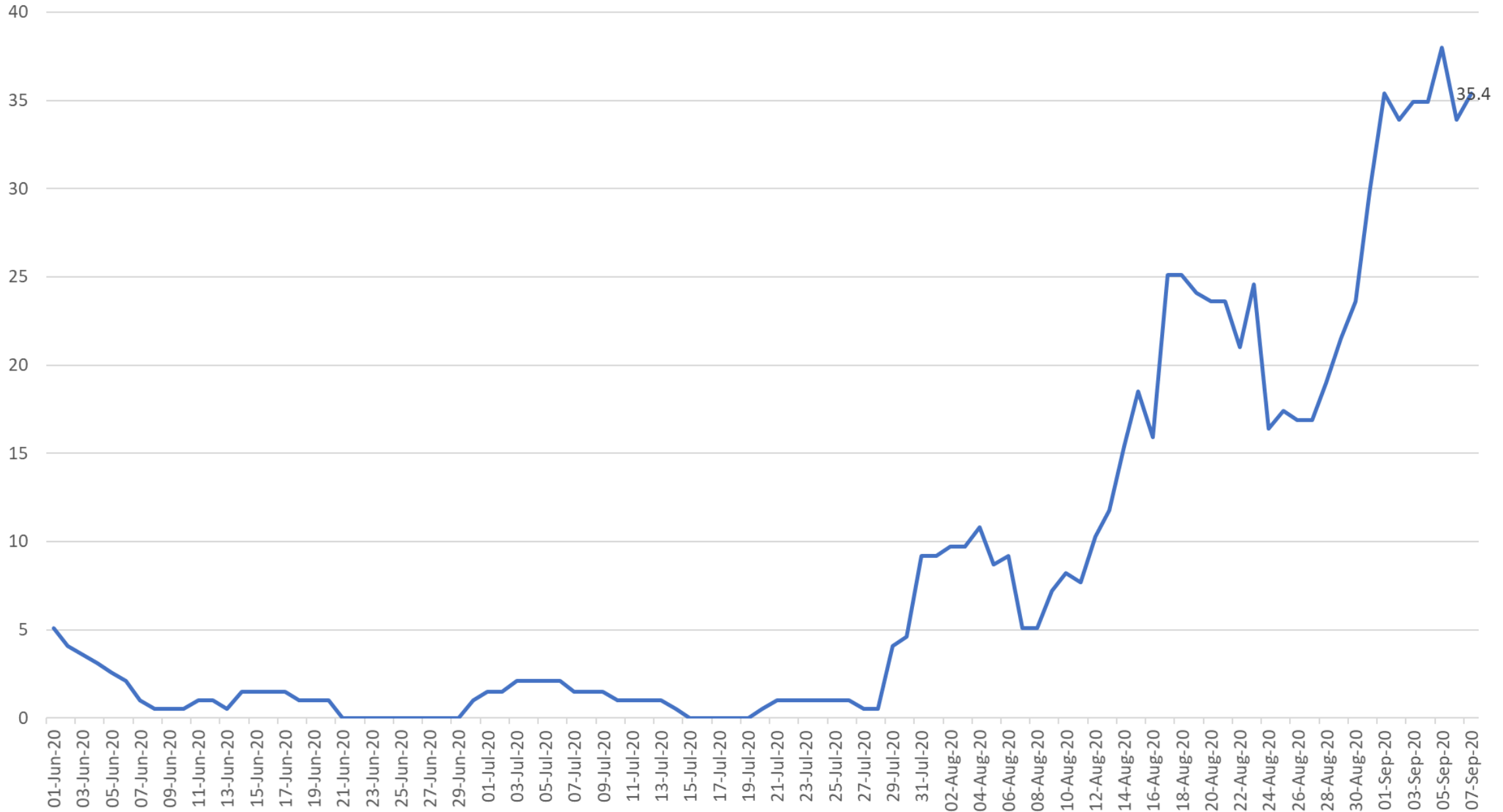


Limerick

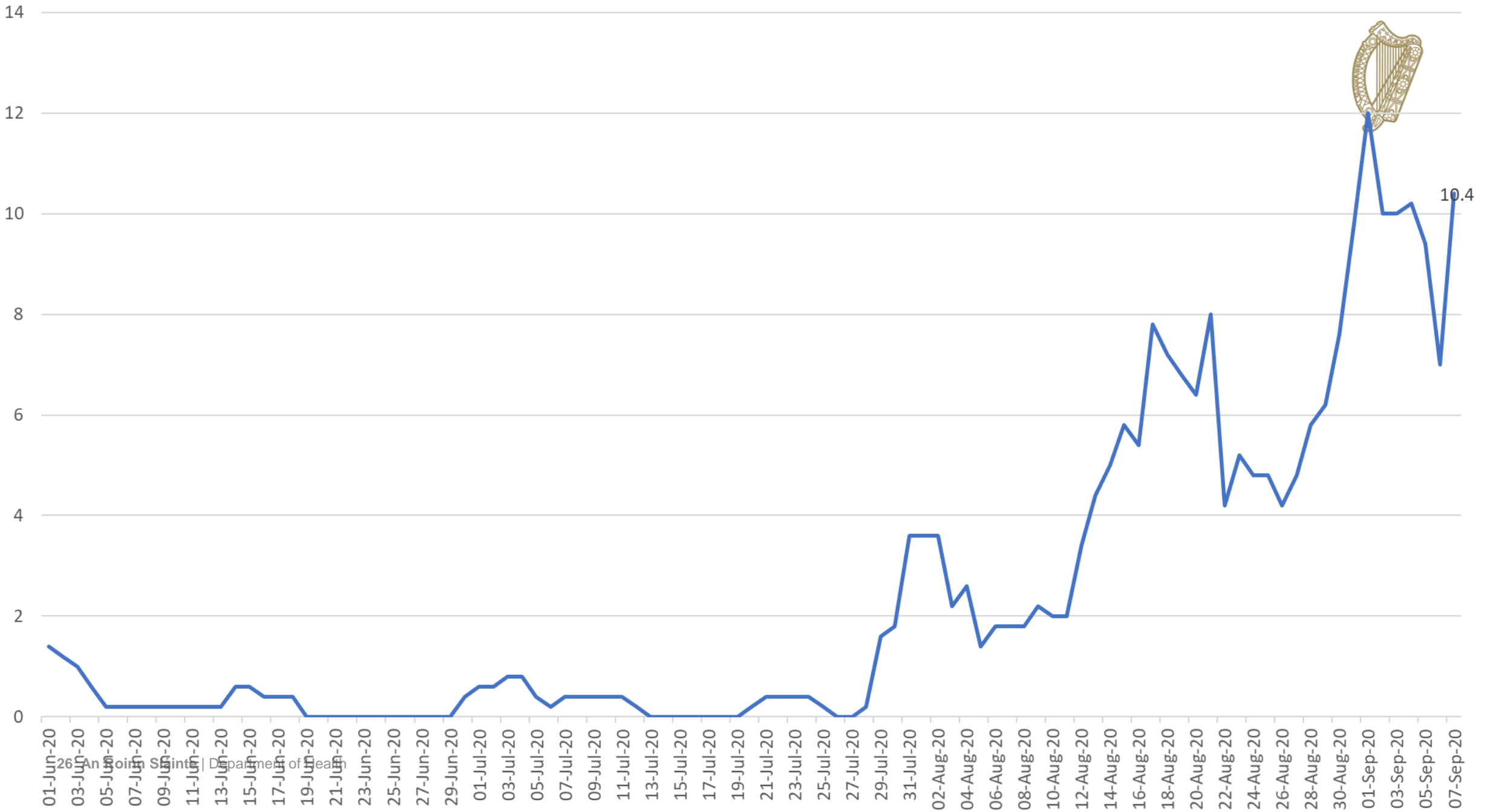
Daily Cases - Limerick



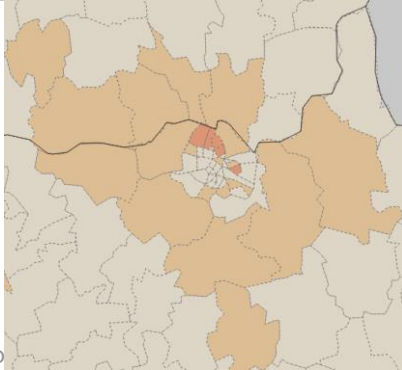
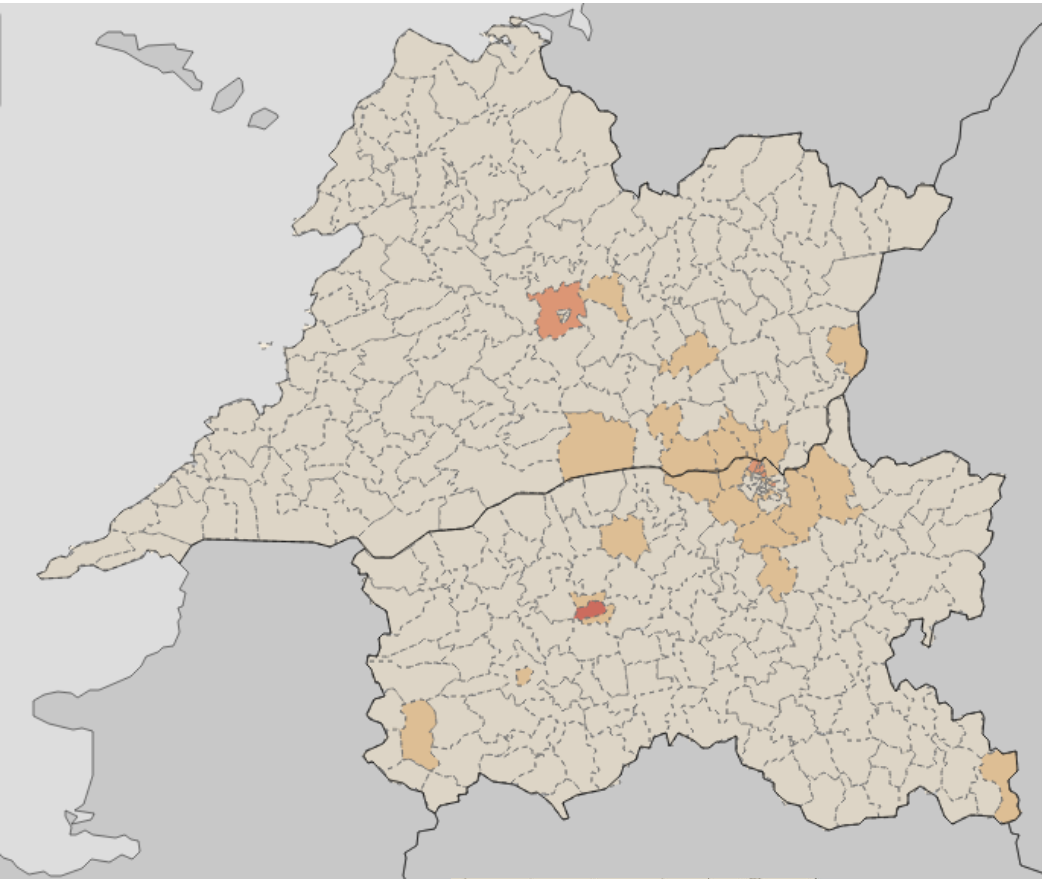
Limerick 7 Day Incidence



Limerick 5 Day Average

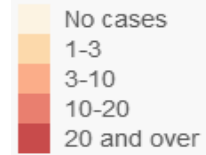


01-09-2020 – 7-09-2020

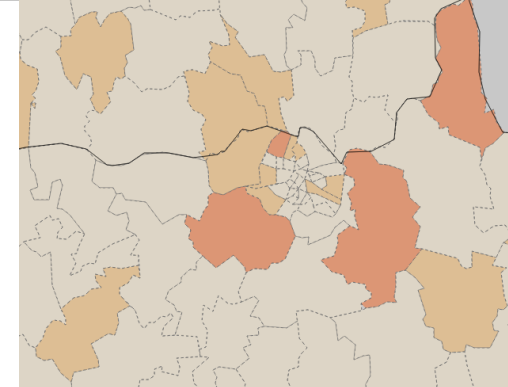
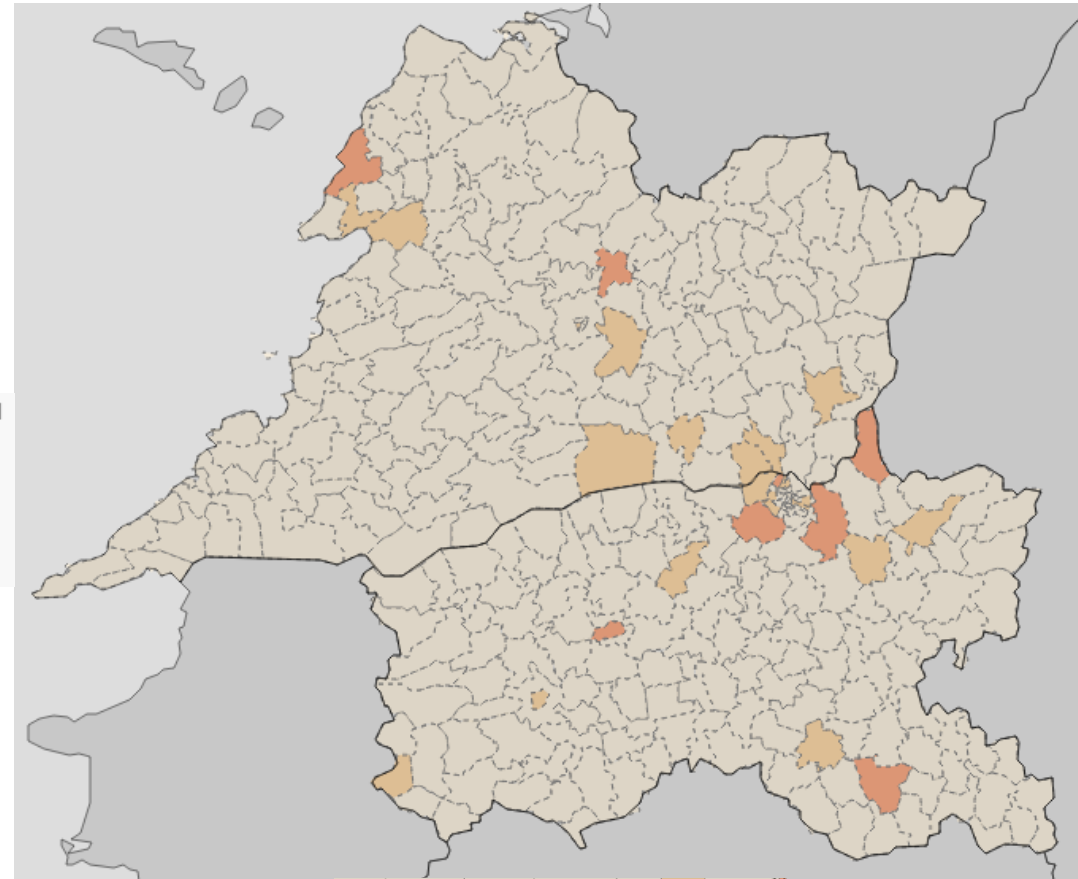


LIMERICK/CLARE

Cases in 7 day period



25-09-2020 – 31-08-2020



Proportion of Cases in Limerick with Community Transmission



	Community transmission	Possible Community Transmission	Community Transmission Total
Week of 09/08-15/08	4	1	5 (14%)
Week of 16/08-22/08	5	0	5 (12%)
Week of 23/08-30/08	3	1	4 (10%)
Week of 30/08-05/09	11	2	13 (18%)

Source: HPSC CIDR Extract 09092020

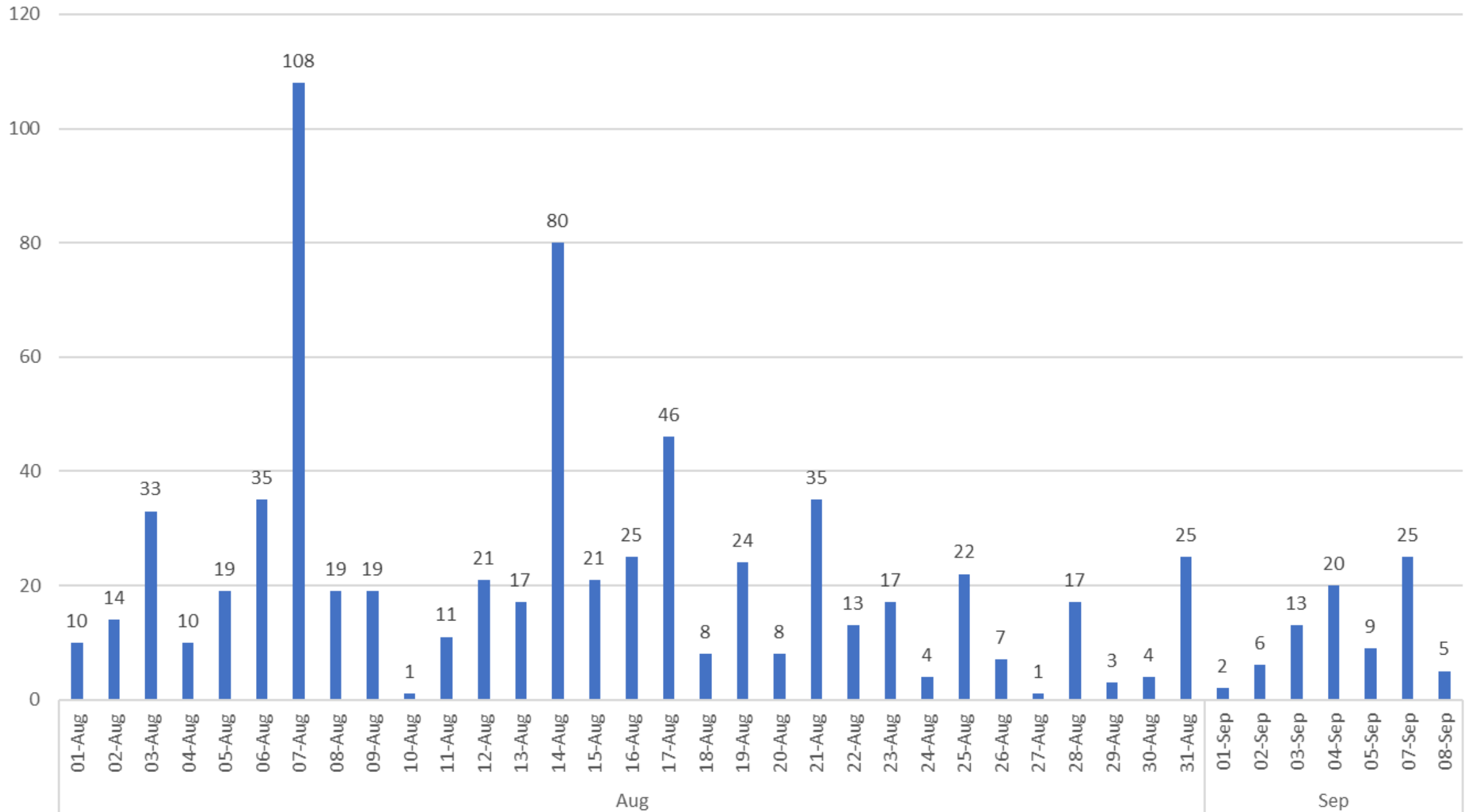
Notes: Community Transmission refers to cases where community transmission, blank or under investigation is reported. Some of these cases may be re-allocated to other transmission sources as contact tracing progresses.

Outbreak Cases are those where an outbreak ID has been associated with the case in CIDR. Again, some further cases may be associated with outbreaks as contact tracing progresses.

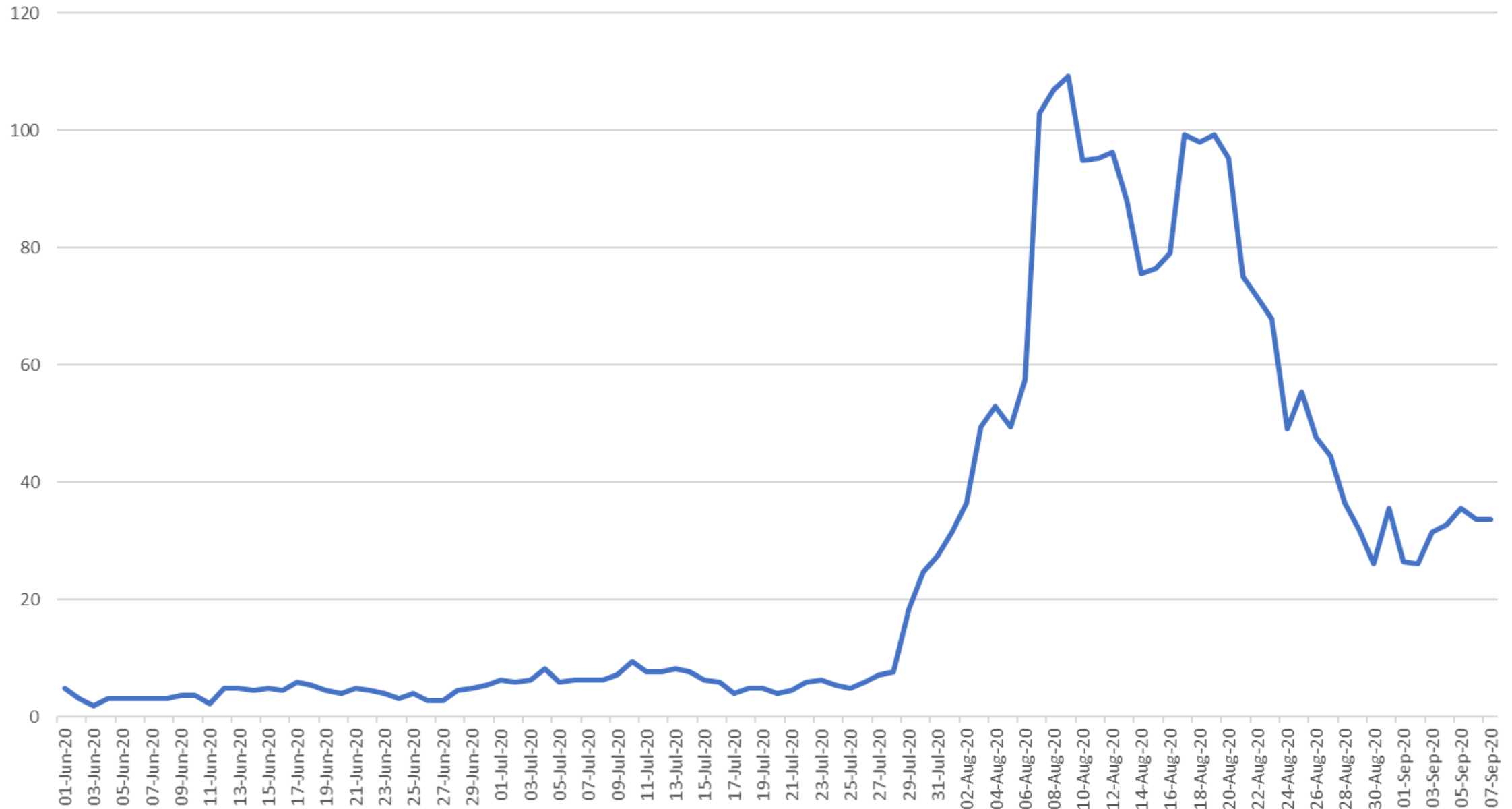


Kildare

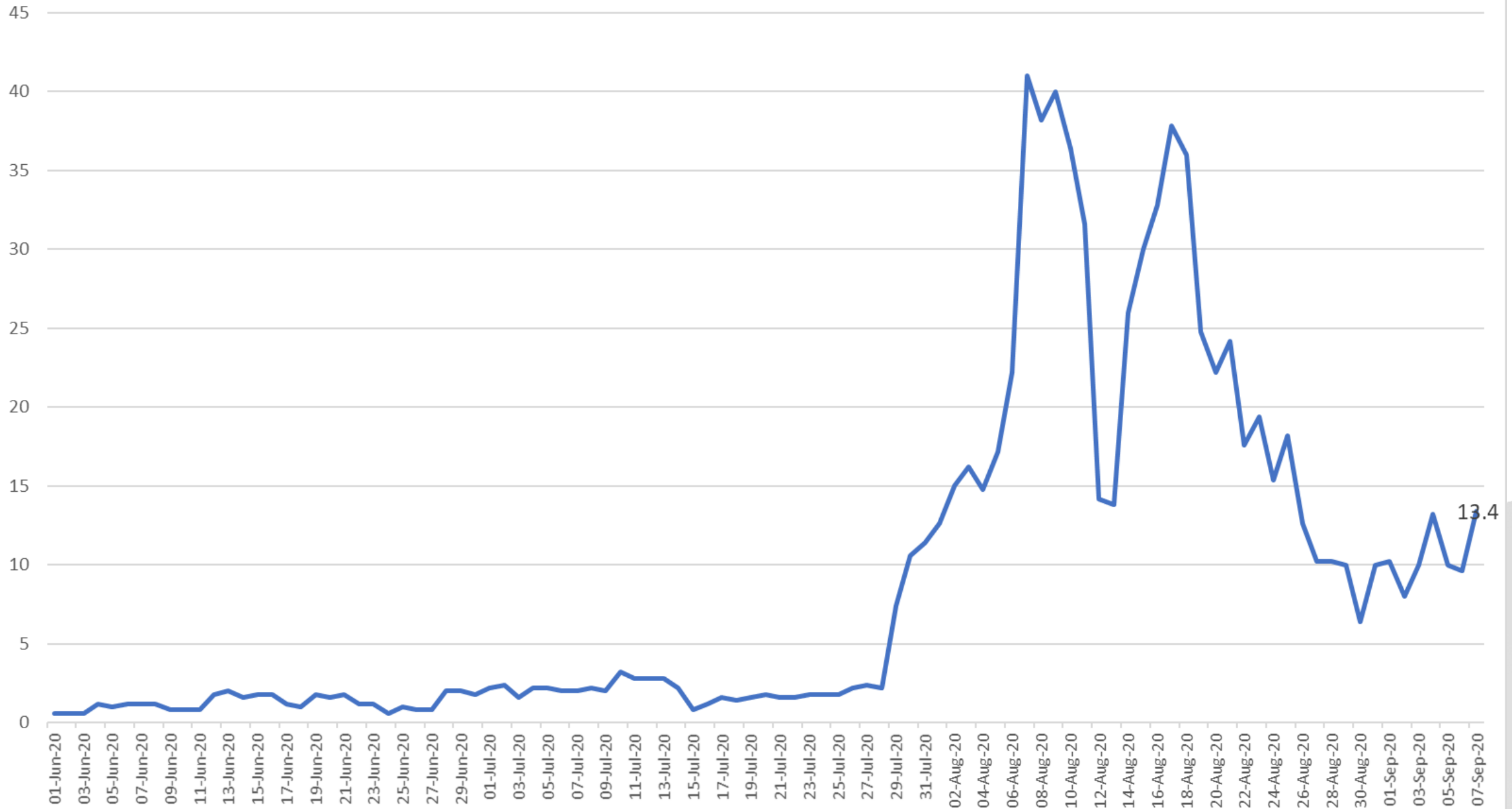
Daily Cases - Kildare



Kildare 7 Day Incidence



Kildare 5 Day Average



Proportion of Cases in Kildare with Community Transmission



	Community transmission	Possible Community Transmission	Community Transmission Total
Week of 09/08-15/08	16	8	24 (14%)
Week of 16/08-22/08	8	2	10 (6%)
Week of 23/08-30/08	8	4	12 (17%)
Week of 30/08-05/09	10	9	19 (24%)

Source: HPSC CIDR Extract 09092020

Notes: Community Transmission refers to cases where community transmission, blank or under investigation is reported. Some of these cases may be re-allocated to other transmission sources as contact tracing progresses.

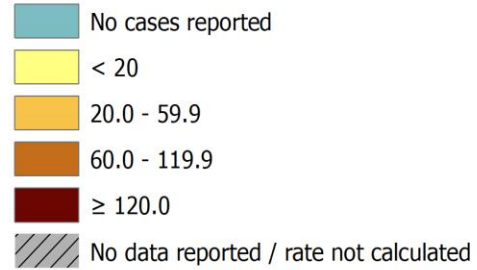
Outbreak Cases are those where an outbreak ID has been associated with the case in CIDR. Again, some further cases may be associated with outbreaks as contact tracing progresses.

Row Labels	14-day incidence	Previous 14-day incidence	7-day incidence	Previous 7-day incidence
Spain	255.9	175.7	133.6	122.3
France	125.5	62.8	71.6	54.0
Croatia	92.5	65.3	44.5	48.0
Romania	85.3	86.4	43.0	42.3
Malta	82.9	123.6	39.1	43.8
Czechia	61.4	34.6	38.5	22.9
Belgium	50.5	60.6	23.1	27.4
Netherlands	48.9	45.8	28.4	20.4
Austria	48.9	38.7	27.9	21.0
Portugal	46.6	28.2	24.3	22.3
Hungary	38.6	4.7	28.9	9.7
United_Kingdom	35.2	22.5	21.3	13.9
Ireland	33.8	27.5	19.6	14.2
Italy	30.6	15.7	15.9	14.8
Denmark	29.6	27.2	19.4	10.1
Greece	26.5	28.6	12.6	14.0
Slovenia	25.2	19.7	14.3	10.9
Bulgaria	25.1	26.8	12.6	12.6
Poland	23.2	26.1	9.9	13.3
Sweden	23.0	36.3	11.4	11.6
Slovakia	22.2	15.1	13.2	9.0
Germany	21.0	20.3	10.5	10.5
Estonia	19.4	8.8	11.9	7.5
Lithuania	15.3	14.6	6.9	8.3
Finland	7.0	6.1	4.4	2.7
Cyprus	6.7	22.7	2.5	4.2
Latvia	4.8	2.3	1.7	3.1
Luxembourg	-137.5	94.2	44.5	-182.0
EEA average	47.6	38.8	25.6	22.0

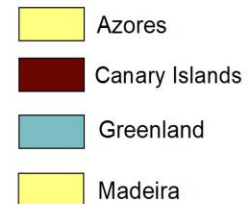




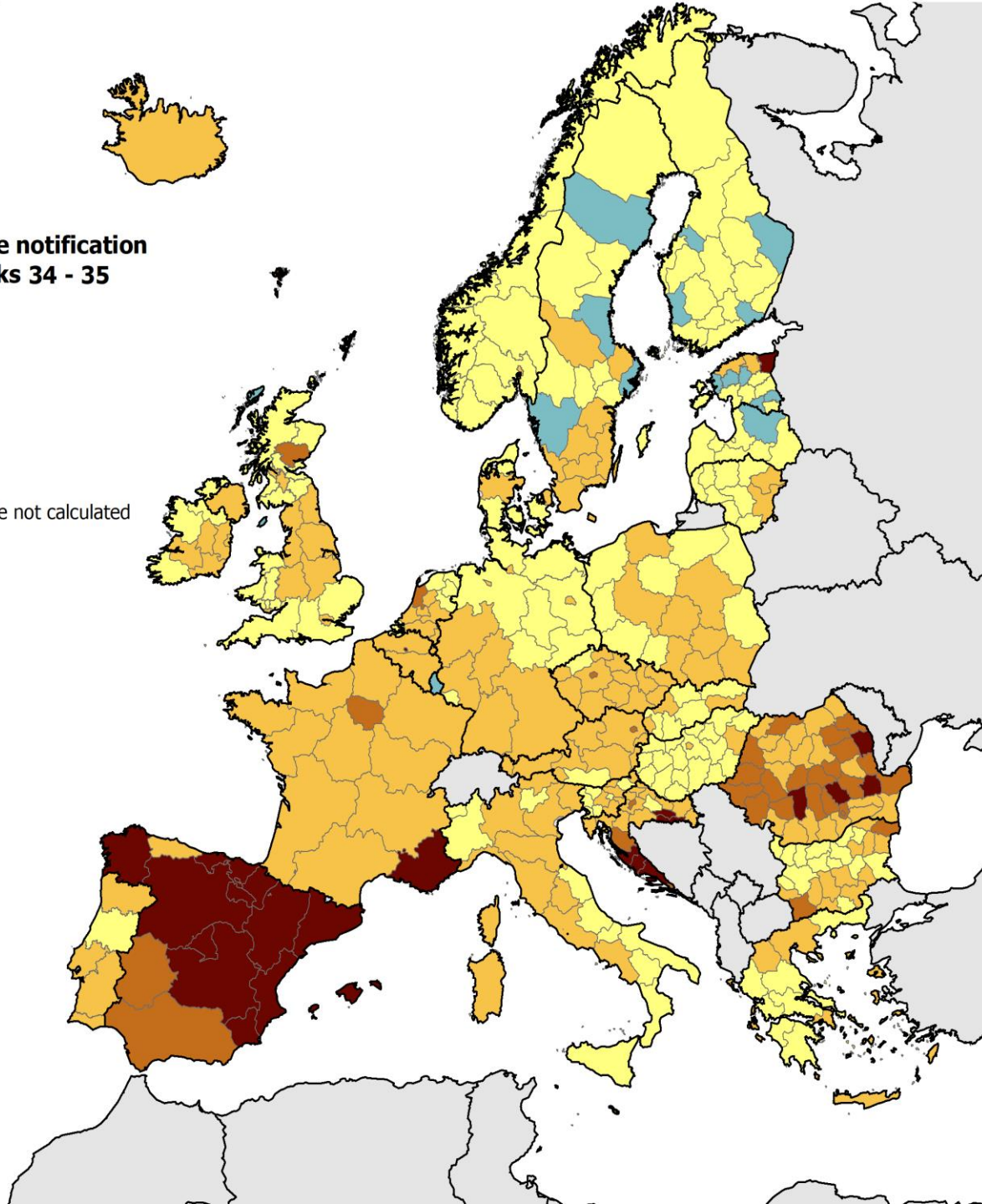
14-day COVID-19 case notification rate per 100 000 weeks 34 - 35



Regions not visible in the main map extent



Countries not visible in the main map extent



- 27.5 million cases globally.
- Wide range in 14-day incidence from 256 (Spain) to 4.8 (Latvia) cases per 100,000 population
- Ireland 13th highest 14 day incidence in EU/EEA+UK
- Only 4 countries in EU/EEA+UK have a current 14 day incidence lower than their previous 14 day.
- Americas continue to have the highest incidence rates globally.

