



An Roinn Sláinte  
Department of Health

# Update for NPHET 3<sup>rd</sup> September 2020



Daily Statistics - The following figures update daily at approximately 19.00

Total Confirmed	Daily Confirmed	Total Deaths	Daily Deaths
<b>29,114</b>	<b>89</b>	<b>1,777</b>	<b>1</b>

ICU Totals - The following figures update daily at approximately 11.00 and 18.45

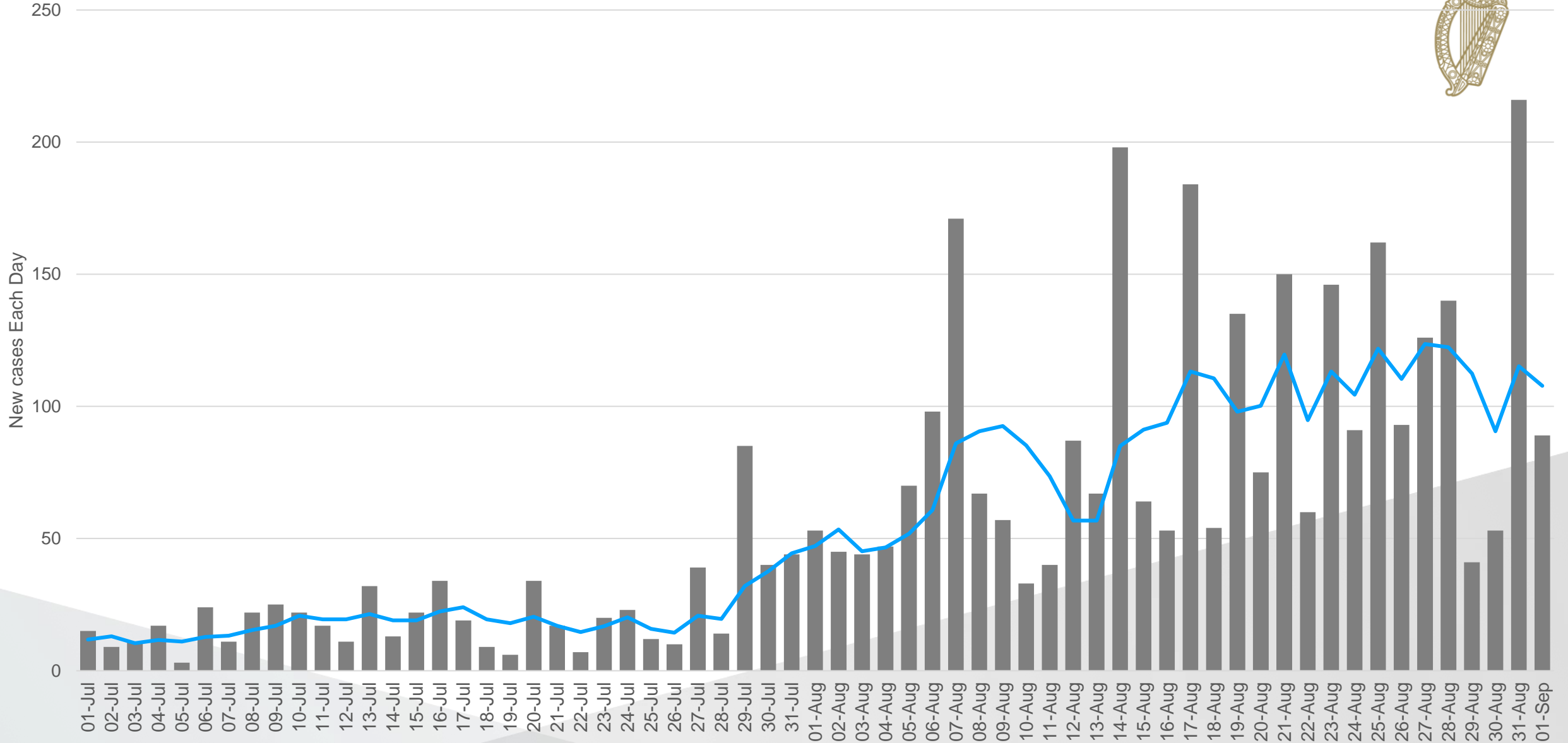
ICU Capacity % (% Occ Beds / Max Capacity)	COVID in ICU	Suspected COVID in ICU	New COVID Cases (Last 24hrs)	Susp. COVID Cases (Last 24hrs)	COVID Discharges (Last 24 hrs)	COVID in ICU (Ventilation)
<b>65.1</b>	<b>6</b>	<b>9</b>	<b>0</b>	<b>0</b>	<b>0</b>	<b>6</b>

Acute Hospital Totals - The following figures are counts taken at 8.00, 14.00 and 20.00 daily. The first daily count refresh is at approximately 9.15am

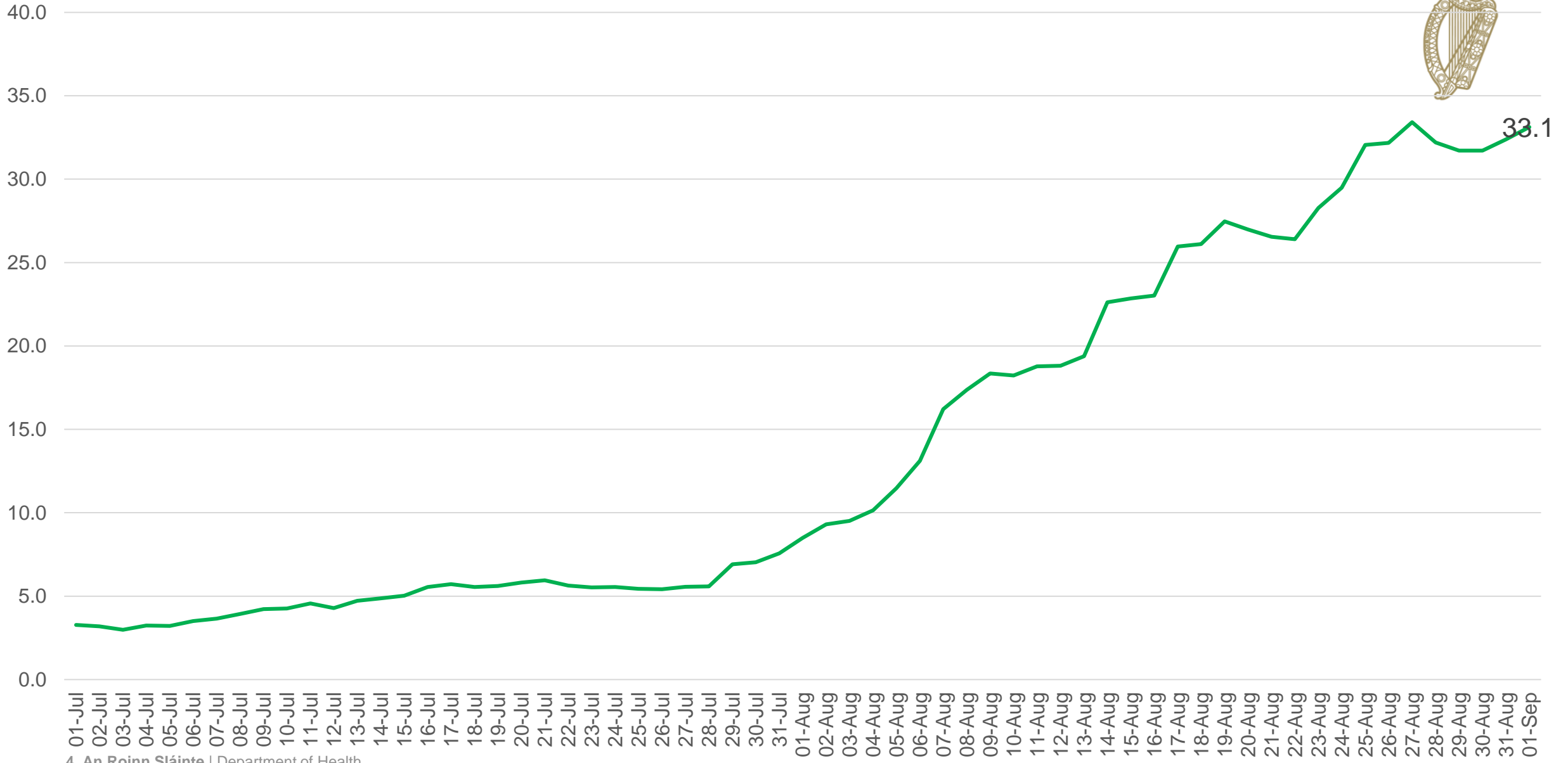
COVID in Hospital	Suspected COVID in Hospital	New Hospital COVID Admissions (Last 24hrs)	COVID in Hospital - Discharges (Last 24 hrs)
<b>40</b>	<b>186</b>	<b>6</b>	<b>2</b>

# Confirmed Cases Each Day

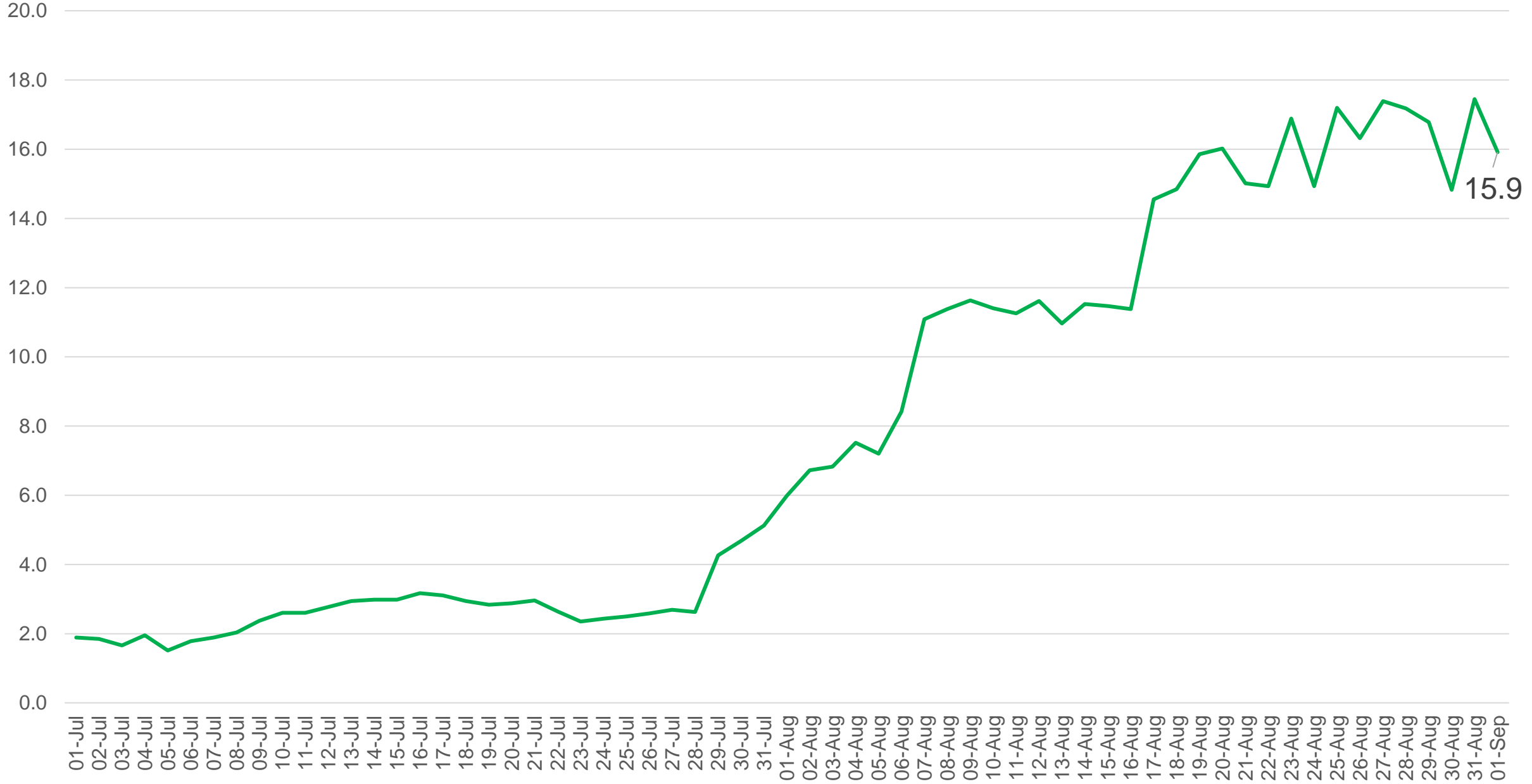
## Daily Count and 5-Day Rolling Average



# National 14-Day Incidence

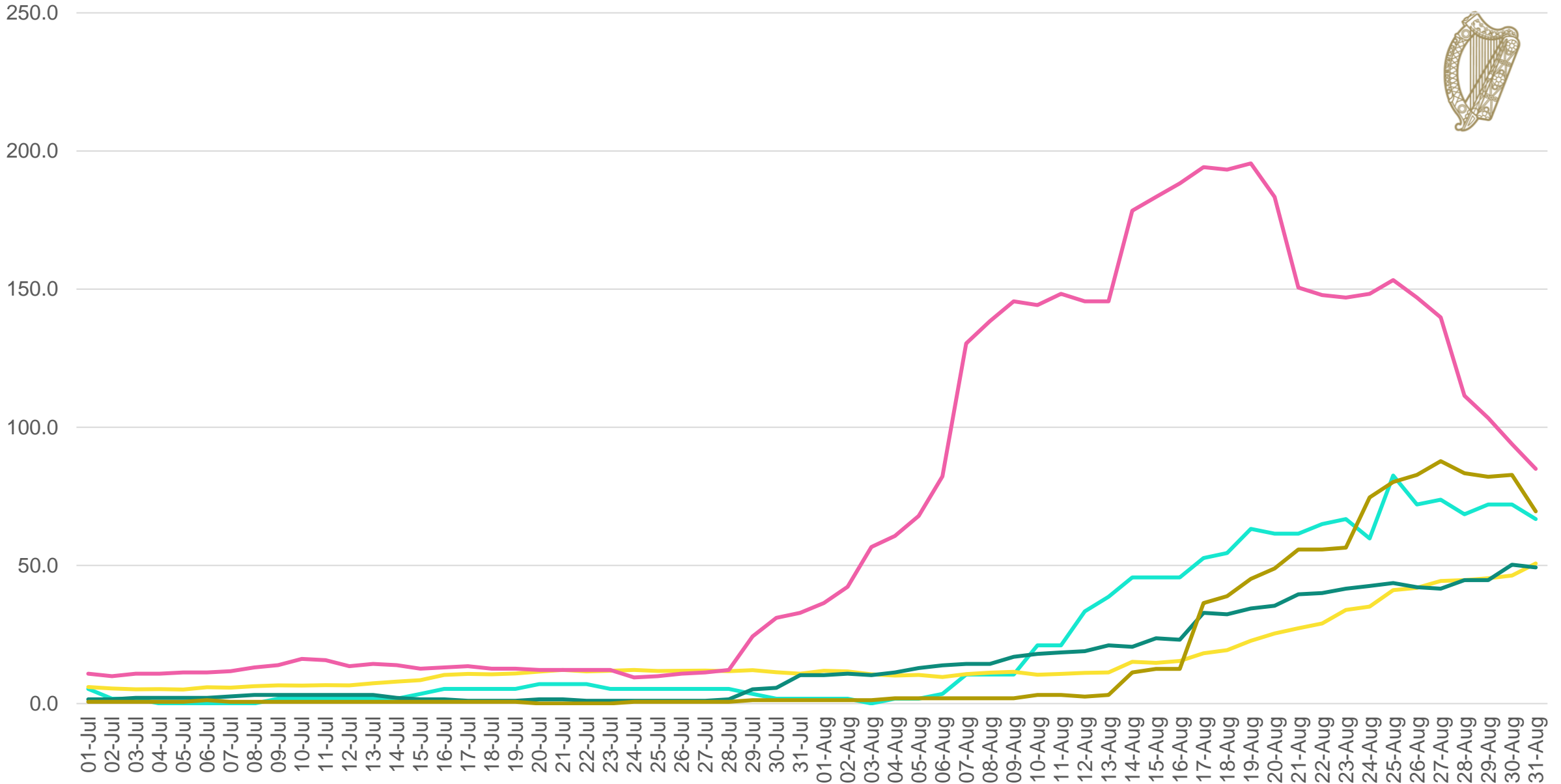


# National 7-Day Incidence



County Name	Incidence 7-days	Incidence 14-days	Incidence prev 14 days	5-day Moving Average
Ireland	16	33	26	108
Limerick	37	56	32	13
Monaghan	28	37	13	1
Kildare	27	82	193	10
Dublin	26	53	19	53
Tipperary	23	66	39	5
Longford	22	24	7	1
Clare	18	27	35	3
Wexford	18	31	12	3
Carlow	16	63	54	1
Roscommon	15	23	5	0
Donegal	14	20	17	3
Cavan	12	17	4	1
Meath	11	18	19	2
Wicklow	11	22	8	2
Laois	11	25	58	1
Westmeath	10	11	2	1
Waterford	9	22	5	2
Kilkenny	9	27	21	1
Offaly	8	30	132	1
Louth	7	12	13	1
Leitrim	3	3	0	0
Kerry	3	4	3	1
Cork	3	8	5	2
Sligo	2	2	5	0
Galway	2	3	4	1
Mayo	1	2	2	0

# 14 day incidence selected counties, Jul -Aug







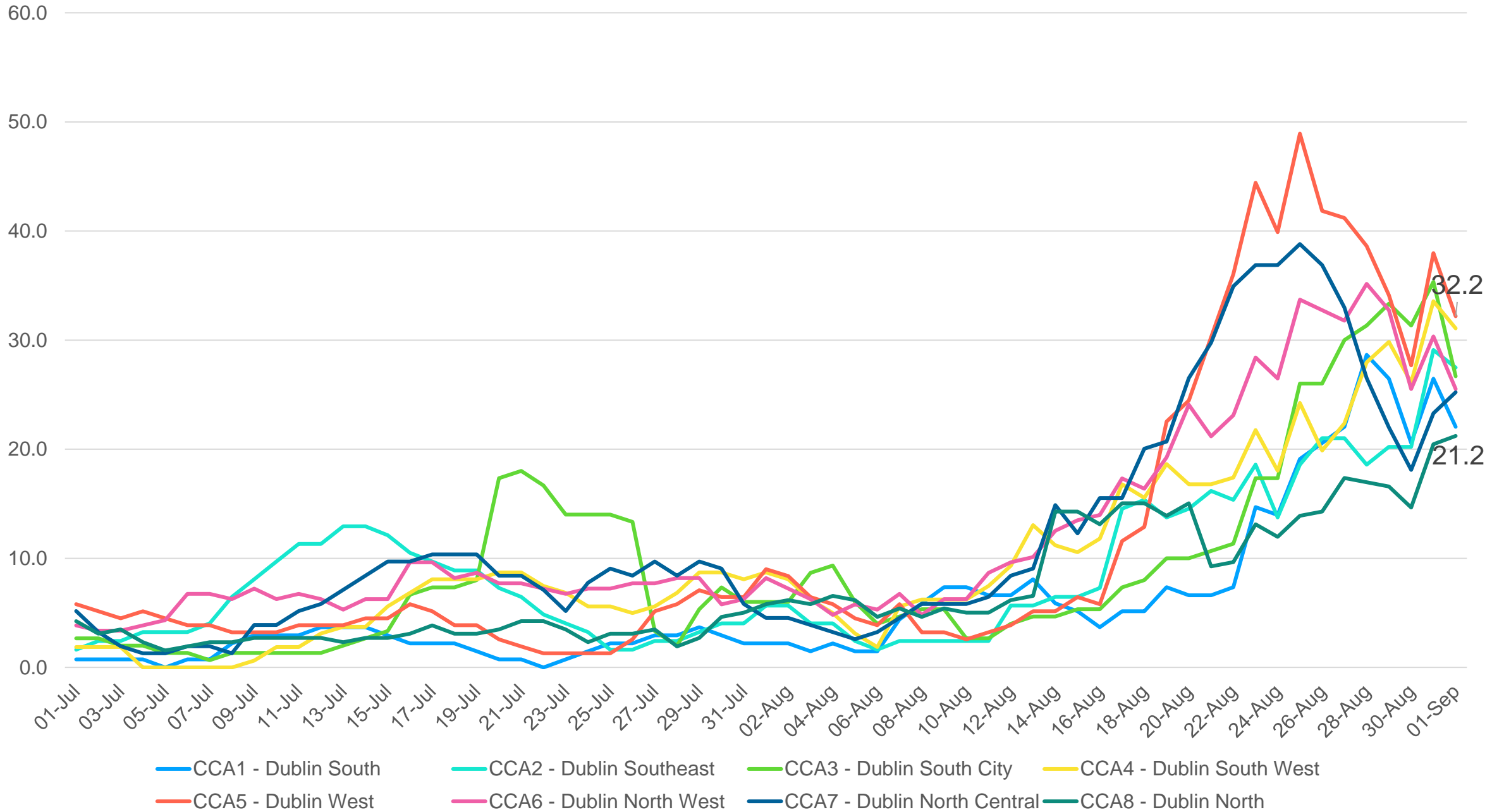
# 14-Day Incidence by Dublin CCA



CCA	Local Health Office	Number of cases in past 14 days based on event date	14 day incidence rates based on event date	Population (2016 Census)
CCA1*	Dublin South	56	41.2	136,074
CCA2	Dublin South East	57	46.1	123,704
CCA3	Dublin South City	78	52.0	149,935
CCA4	Dublin South West	88	54.7	160,898
CCA5	Dublin West	128	82.4	155,343
CCA6	Dublin North West	123	59.2	207,670
CCA7	Dublin North Central	98	63.4	154,583
CCA8	Dublin North	93	35.9	259,152
	<b>Dublin</b>	<b>721</b>	<b>53.5</b>	<b>1,347,359</b>

\*CCA1 includes 3 events where event county was Wicklow

# Dublin CCA 7-Day Incidence Rate



# Age



Age Group	Case Count Last 14 days 19/08-01/09*	Case Count Previous 14 days 05/08-18/08	14-Day Incidence 19/08-01/09	14-Day Incidence 05/08-18/08
0-4	50	39	15.1	11.8
05-09	70	49	19.7	13.8
10-14	64	42	20.0	13.1
15-19	148	94	48.9	31.0
20-24	236	144	86.2	52.6
25-29	167	138	56.1	46.4
30-34	145	144	40.1	39.8
35-39	142	136	36.5	34.9
40-44	99	96	27.7	26.9
45-49	100	103	30.7	31.6
50-54	104	88	34.7	29.3
55-59	84	62	31.1	23.0
60-64	52	37	21.8	15.5
65-69	29	30	13.7	14.2
70-74	20	22	12.3	13.6
75-79	24	5	20.8	4.3
80-84	23	7	28.4	8.6
85 years and older	18	7	26.6	10.4
Ireland	1575	1243	33.1	26.1

# Clusters



In week 35 (23<sup>rd</sup>-29<sup>th</sup> August) 2020 there were **166** COVID-19 outbreaks notified to HPSC, **157** of which were contemporaneous.

- 127 family outbreaks in private houses and 3 outbreaks were in extended families
- 2 outbreaks in nursing homes
- 9 were workplace outbreaks:
  - *1 outbreak in a meat processing facility*
  - *1 outbreak dental clinic*
  - *1 outbreak medical laboratory*
  - *1 outbreak pharmaceutical company*
  - *1 outbreak in a golf club*
  - *Outbreaks in a building products supply company, shipping company, financial/accountancy advisory company, fire station*
- 4 community outbreaks, 1 associated with a house party
- 4 outbreaks in residential institutions
- 2 general outbreaks in 'other' locations, 1 involving the Roma community and the other involving a birthday/house party

# Acute Hospitals Confirmed Cases, Admissions and Discharges

[Click here for more information](#)



Confirmed Cases in Hospital

40

Admissions to Hospital

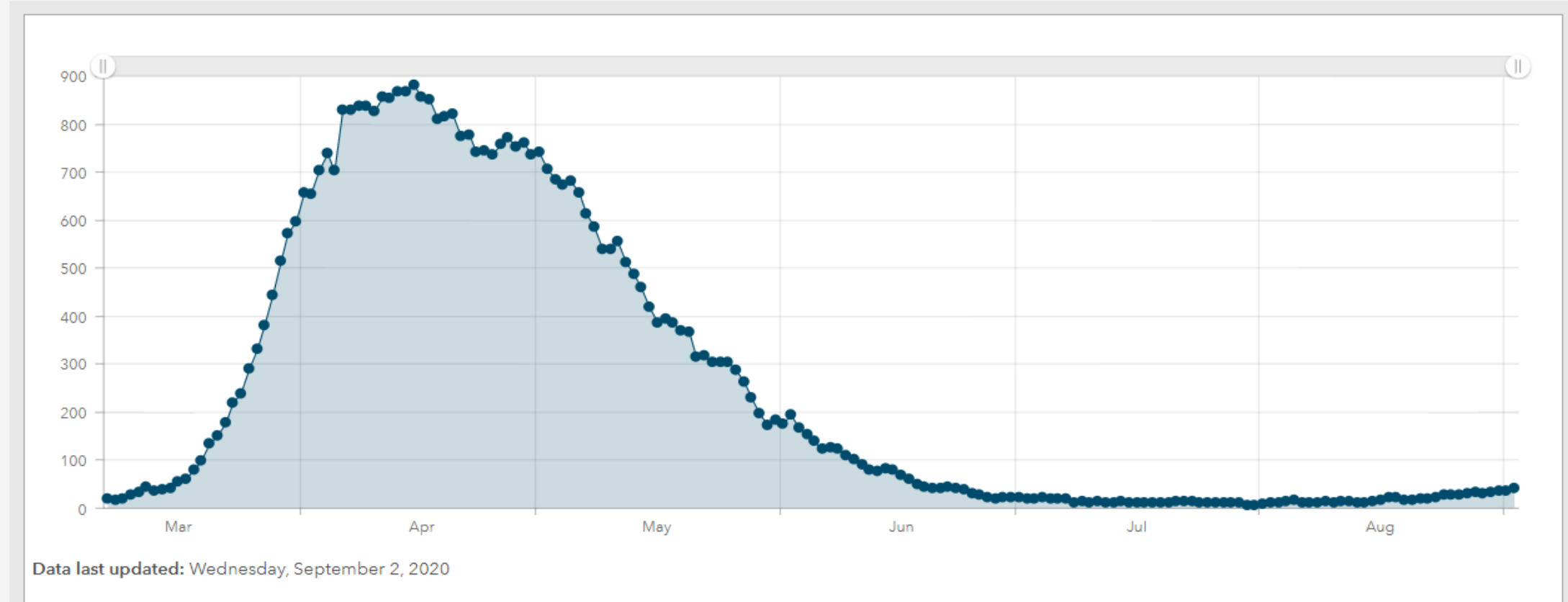
2

in last 24 Hours

Discharges from Hospital

2

in last 24 Hours



Data last updated: Wednesday, September 2, 2020

Confirmed Cases in Hospital, (8am)

New Admissions (last 24 Hours) (8am)

COVID Discharges (24hrs)

## Confirmed Cases in Hospital

# 40

## Admissions to Hospital

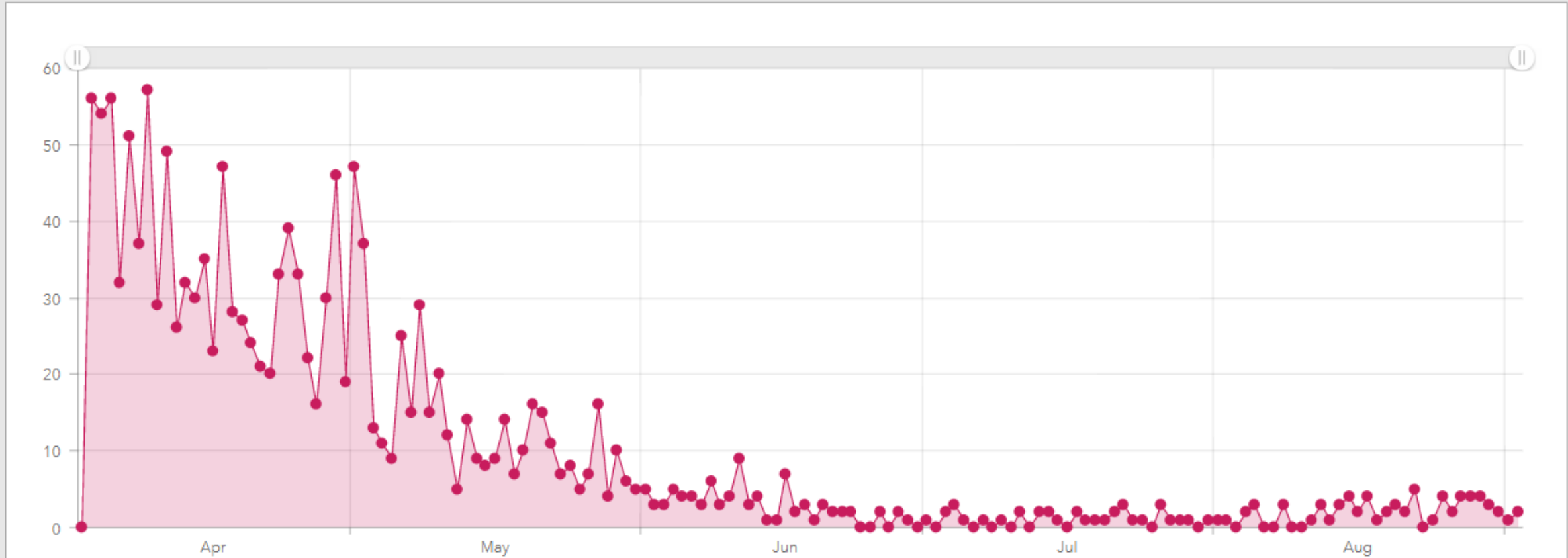
# 2

in last 24 Hours

## Discharges from Hospital

# 2

in last 24 Hours



Data last updated: Wednesday, September 2, 2020

Confirmed Cases in Hospital, (8am)

New Admissions (last 24 Hours) (8am)

COVID Discharges (24hrs)

## Confirmed Cases in ICU

6

recorded at 11am and 7:30pm

## Admissions to ICU

0

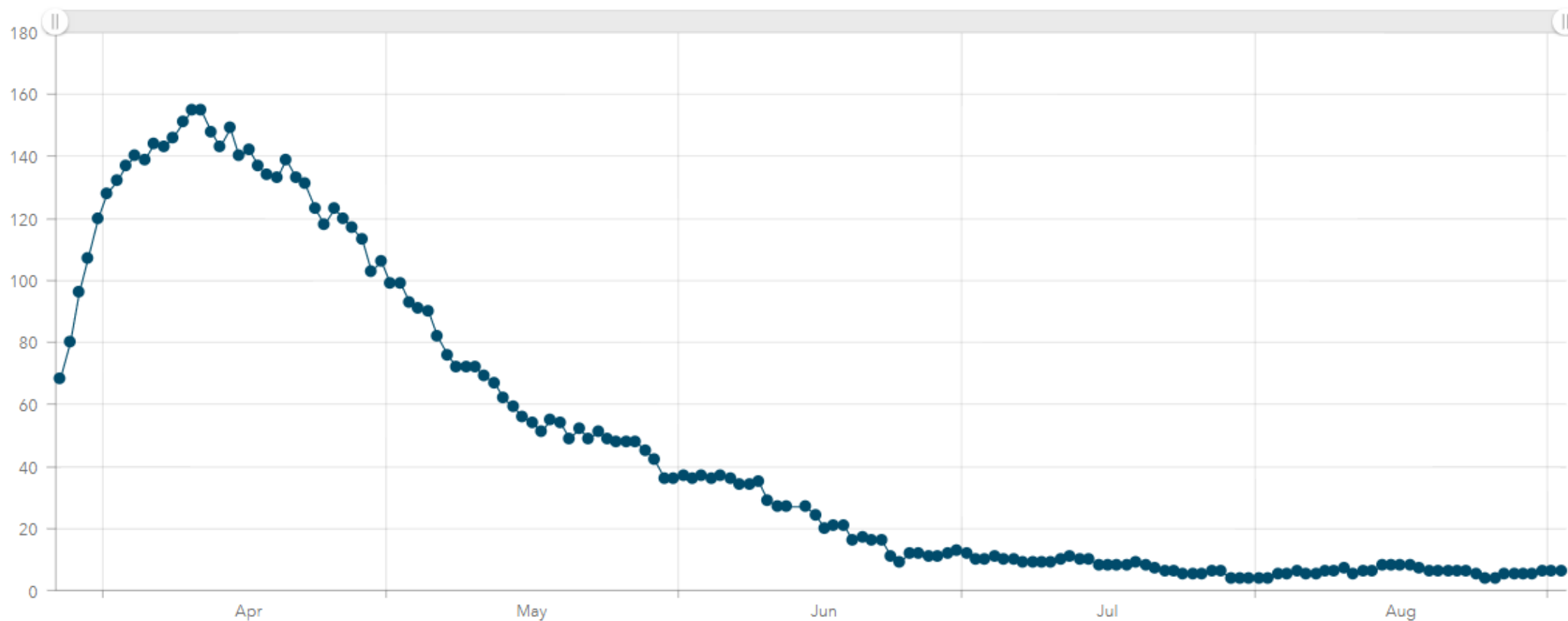
in last 24 Hours

## Discharges from ICU

0

in last 24 Hours

ICU COVID-19 Confirmed Cases



Total Tests Completed

852,007

Tests Completed

7,301

in last 24 Hours

Total Positive Tests

32,338

Tests Completed

61,709

in last 7 Days

Total Positive Rate (%)

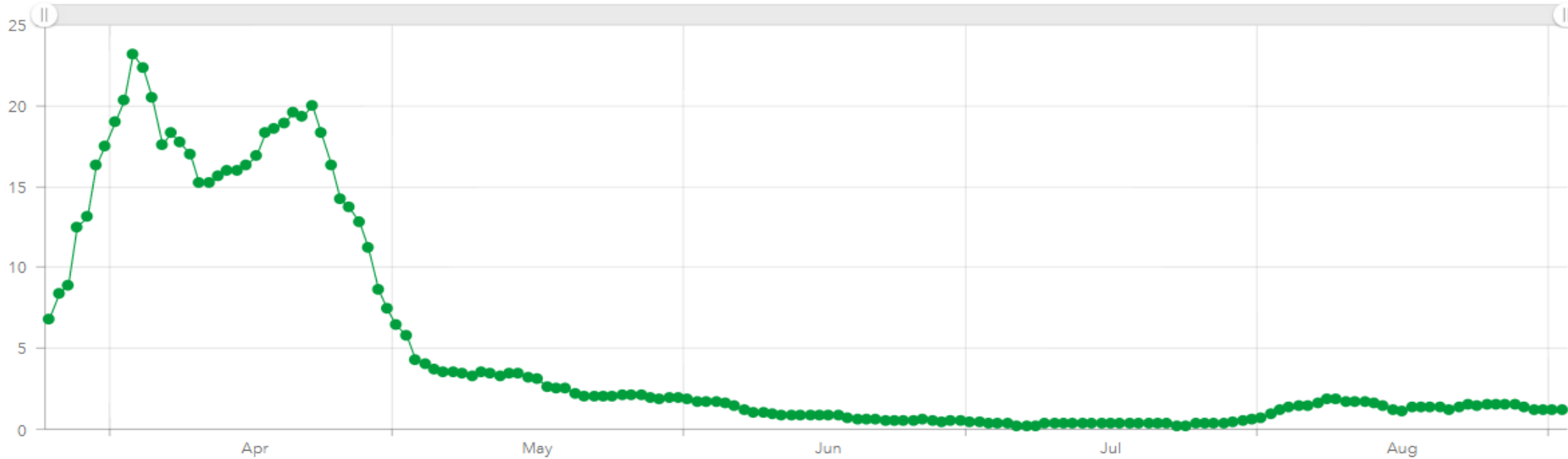
3.8

Positive Rate (%)

1.2

in last 7 Days

Positive Rate (%) Previous 7 Days



Data last updated: Wednesday, September 2, 2020

Total Tests Completed

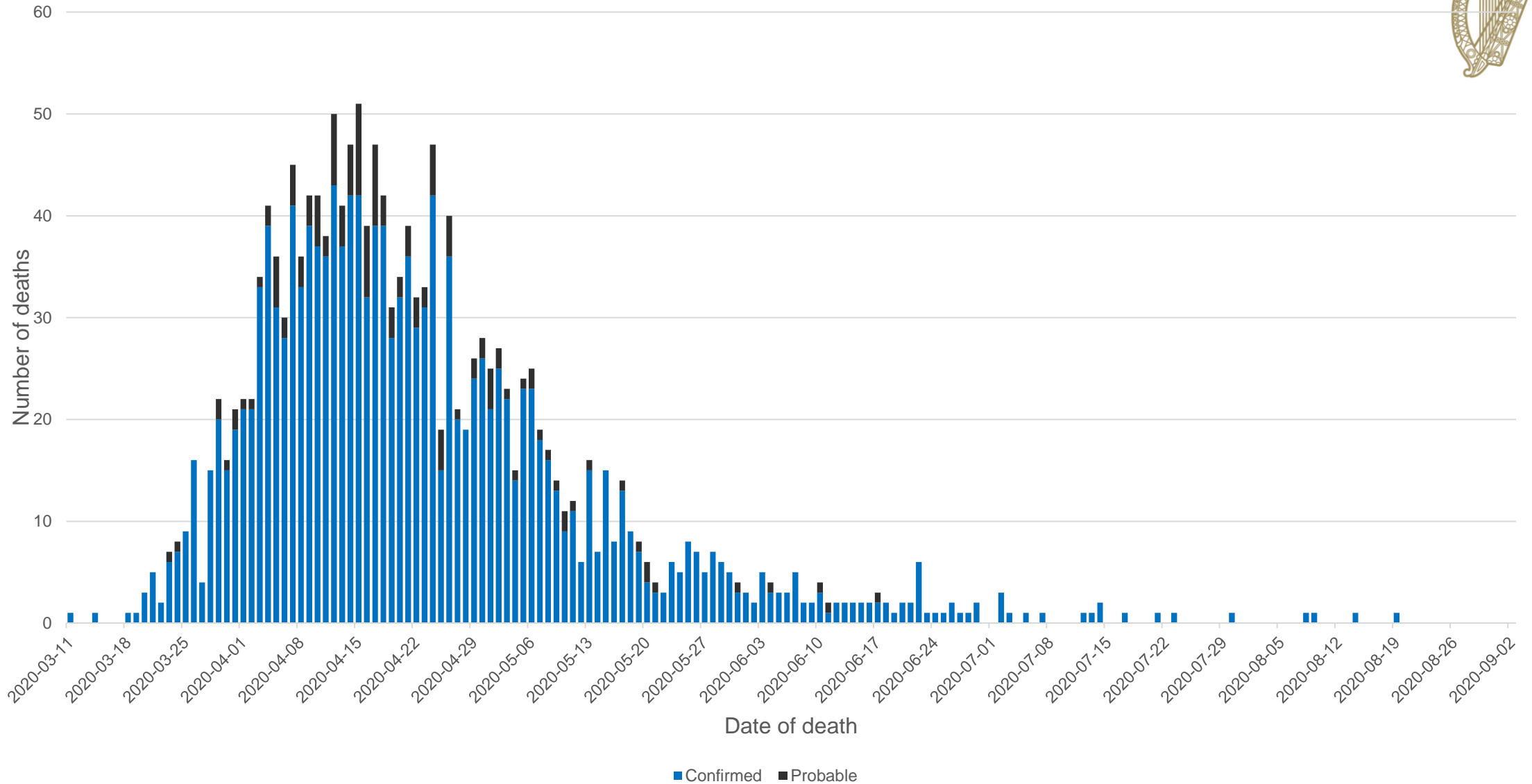
Positive Rate (%) All Tests

Positive Rate (%) Previous 7 Days

Total Tests Completed - Labs and Hospitals



# Deaths by Date of Death



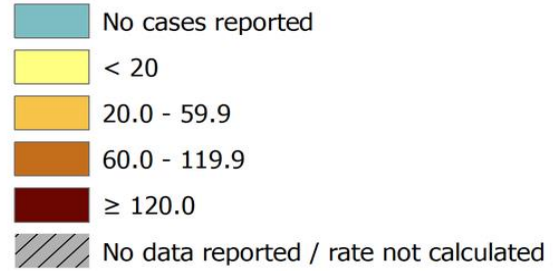
# Global Picture



- Globally the pandemic is continuing to accelerating in both numbers of cases and deaths.
- 25.6 million cases total. Increase of over 1.8 million in the previous week – 7% increase
- Cases per 1 million population continue to increase in the Americas significantly and Europe. The Americas have the highest incidence of all continents, followed by Europe.
- Situation in Europe deteriorating with most countries observing higher 14-day incidence than the previous 14-day period.
  - *Per ECDC, 14-day incidence rates range from 227.5 per 100,000 population (Spain) to 4.2 per 100,000 population (Latvia).*



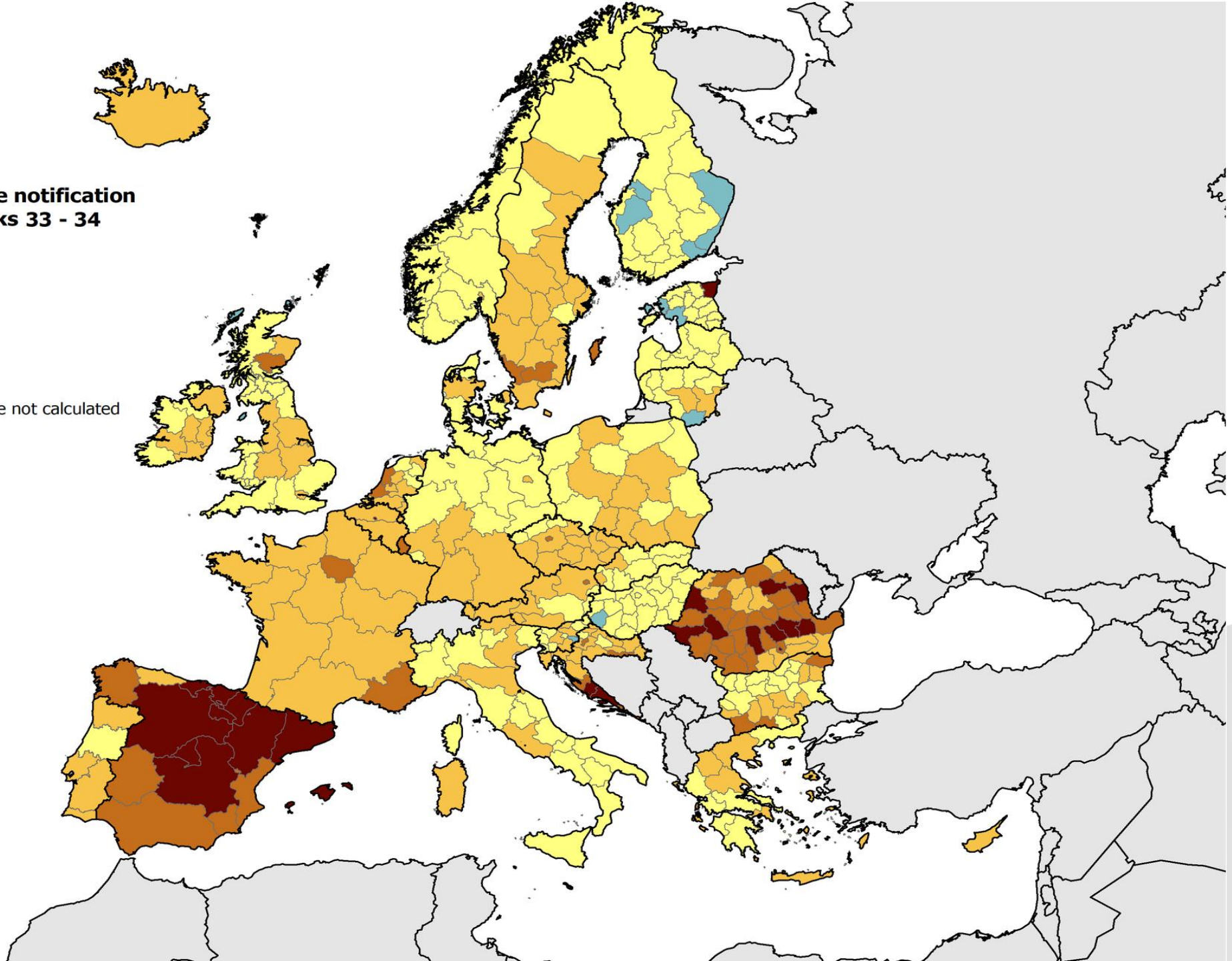
### 14-day COVID-19 case notification rate per 100 000 weeks 33 - 34



### Regions not visible in the main map extent



### Countries not visible in the main map extent



# Key Messages



- Stable national picture, but rising incidence in Dublin and Limerick.
- Increasing numbers of cases in older people over the past 14 days - albeit still low in absolute numbers.
- Increasing hospitalisation numbers - albeit low and critical care stable.
- Low/no mortality.

