



An Roinn Sláinte
Department of Health

Update for NPHET 27th August 2020



Total Confirmed	Daily Confirmed	Total Deaths	Daily Deaths
28,363	164	1,777	0

ICU Totals - The following figures update daily at approximately 11.00 and 18.45

ICU Capacity % (% Occ Beds / Max Capacity)	COVID in ICU	Suspected COVID in ICU	New COVID Cases (Last 24hrs)	Susp. COVID Cases (Last 24hrs)	COVID Discharges (Last 24 hrs)	COVID in ICU (Ventilation)
67.2	4	7	0	0	0	2

Acute Hospital Totals - The following figures are counts taken at 8.00, 14.00 and 20.00 daily. The first daily count refresh is at approximately 9.15am

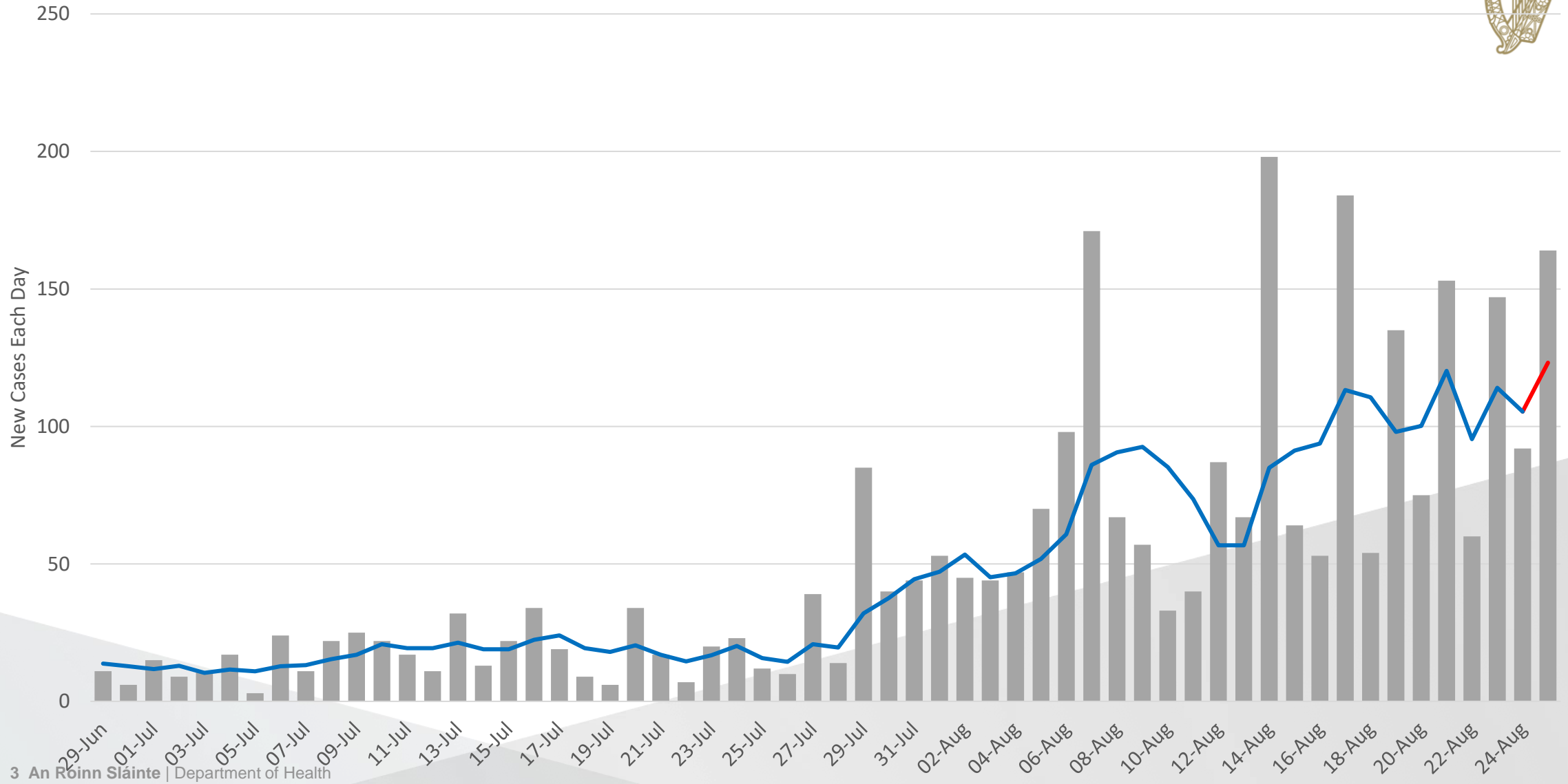
COVID in Hospital	Suspected COVID in Hospital	New Hospital COVID Admissions (Last 24hrs)	COVID in Hospital - Discharges (Last 24 hrs)
26	181	4	6

Testing Totals - The following figures are updated on a daily basis (3.30-5pm, Monday - Saturday)

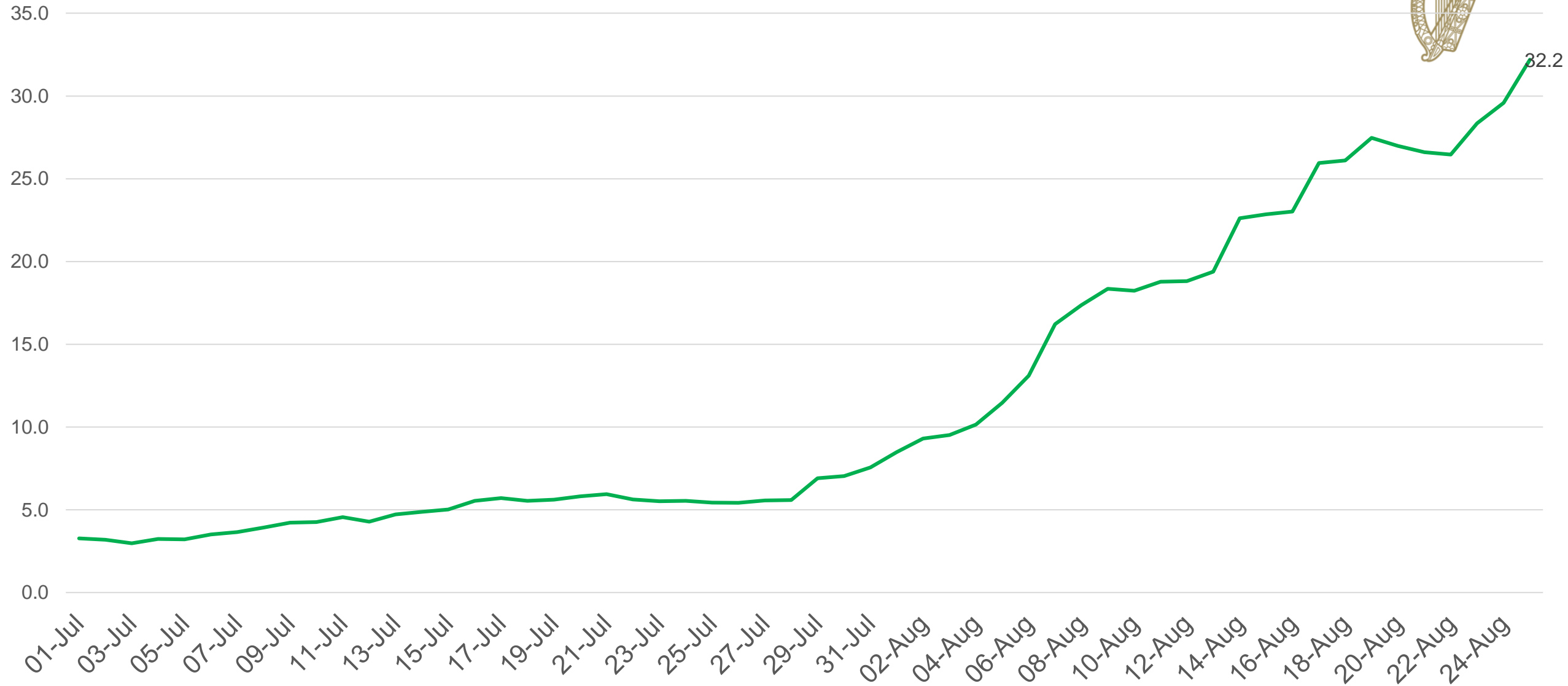
Total Tests Completed	NVRL	Hospitals	Cherry Orchard
790,298	467,466	300,022	22,810

Confirmed Cases Each Day

Daily Count and 5-day Rolling Average



National 14 Day Incidence





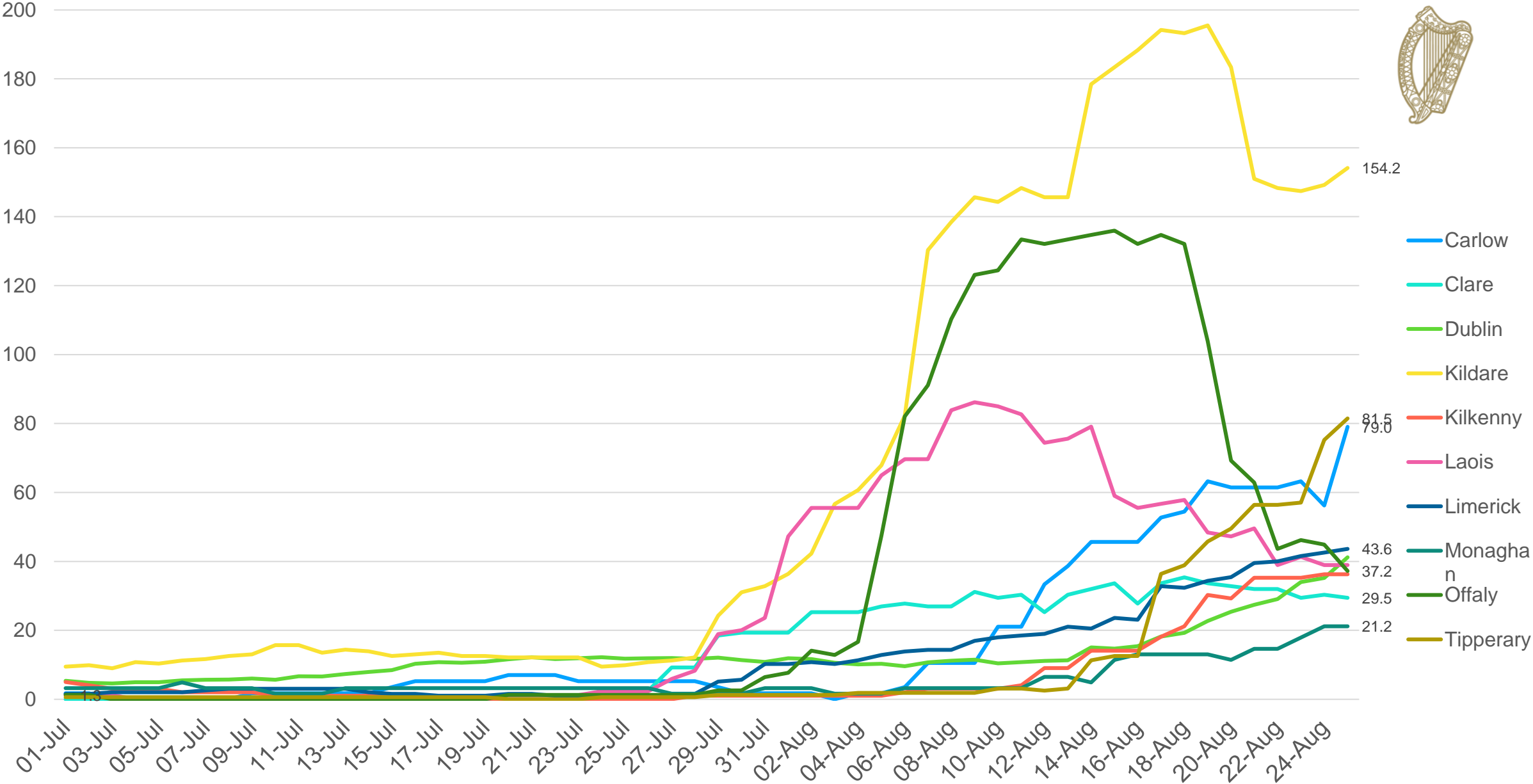
County_Name	Incidence_7_days	Incidence_14_days_	Incidence_prev_14_days
Ireland	17.3	32.2	18.8
Leitrim	0.0	0.0	3.1
Westmeath	1.1	2.3	3.4
Mayo	1.5	2.3	6.1
Kerry	1.4	3.4	2.0
Sligo	0.0	4.6	6.1
Galway	1.9	4.7	2.3
Cavan	5.3	5.3	17.1
Cork	5.7	7.7	4.4
Roscommon	7.7	9.3	3.1
Longford	2.4	9.8	0.0
Donegal	5.7	13.2	15.1
Louth	5.4	15.5	5.4
Wicklow	11.9	16.9	4.9
Meath	7.7	17.9	12.8
Wexford	13.4	18.0	15.4
Waterford	12.9	18.1	0.0
Monaghan	9.8	21.2	3.3
Clare	8.4	29.5	30.3
Kilkenny	19.1	36.3	4.0
Offaly	21.8	37.2	133.4
Laois	15.3	39.0	82.6
Dublin	27.4	41.2	10.8
Limerick	19.0	43.6	18.5
Carlow	43.9	79.0	21.1
Tipperary	Health	81.5	3.1
Kildare	56.2	154.2	148.3

14-Day Incidence by CCA Dublin



CCA	Local Health Office	Number of cases in past 14 days based on event date	14 day incidence rates based on event dates	Population (2016 Census)
CCA1	Dublin South	28	20.6	136,074
CCA2	Dublin South East	44	35.6	123,704
CCA3	Dublin South City	50	33.3	149,935
CCA4	Dublin South West	64	39.8	160,898
CCA5	Dublin West	92	59.2	155,343
CCA6	Dublin North West	109	52.5	207,670
CCA7	Dublin North Central	94	60.8	154,583
CCA8	Dublin North	74	28.6	259,152
Unknown		0		
	Dublin	555	41.2	1,347,359

14 day incidence selected counties, Jul -Aug



Age

- 11% of 15-34 year olds were associated with workplace outbreaks
- 12% of 15-34 year olds with private house outbreaks



Age Group	Number of Cases 12/08-25/08	14 Day Incidence 12/08-25/08	Number of Cases 29/07-11/08	Previous 14 Day Incidence 29/07-11/08
0 - 4 years	50	15.1	40	12.1
5 - 9 years	64	18.0	32	9.0
10 - 14 years	56	17.5	29	9.1
15 - 19 years	143	47.2	71	23.4
20 - 24 years	216	78.9	89	32.5
25 - 29 years	167	56.1	107	36.0
30 - 34 years	159	43.9	117	32.3
35 - 39 years	140	36.0	95	24.4
40 - 44 years	94	26.3	75	21.0
45 - 49 years	98	30.1	74	22.7
50 - 54 years	113	37.7	63	21.0
55 - 59 years	89	33.0	35	13.0
60 - 64 years	42	17.6	24	10.0
65 - 69 years	36	17.0	21	9.9
70 - 74 years	27	16.6	7	4.3
75 - 79 years	14	12.1	8	6.9
80 - 84 years	13	16.0	3	3.7
85 years and over	11	16.3	4	5.9
Ireland	1532	32.2	894	18.8

Contact Tracing and Testing TAT

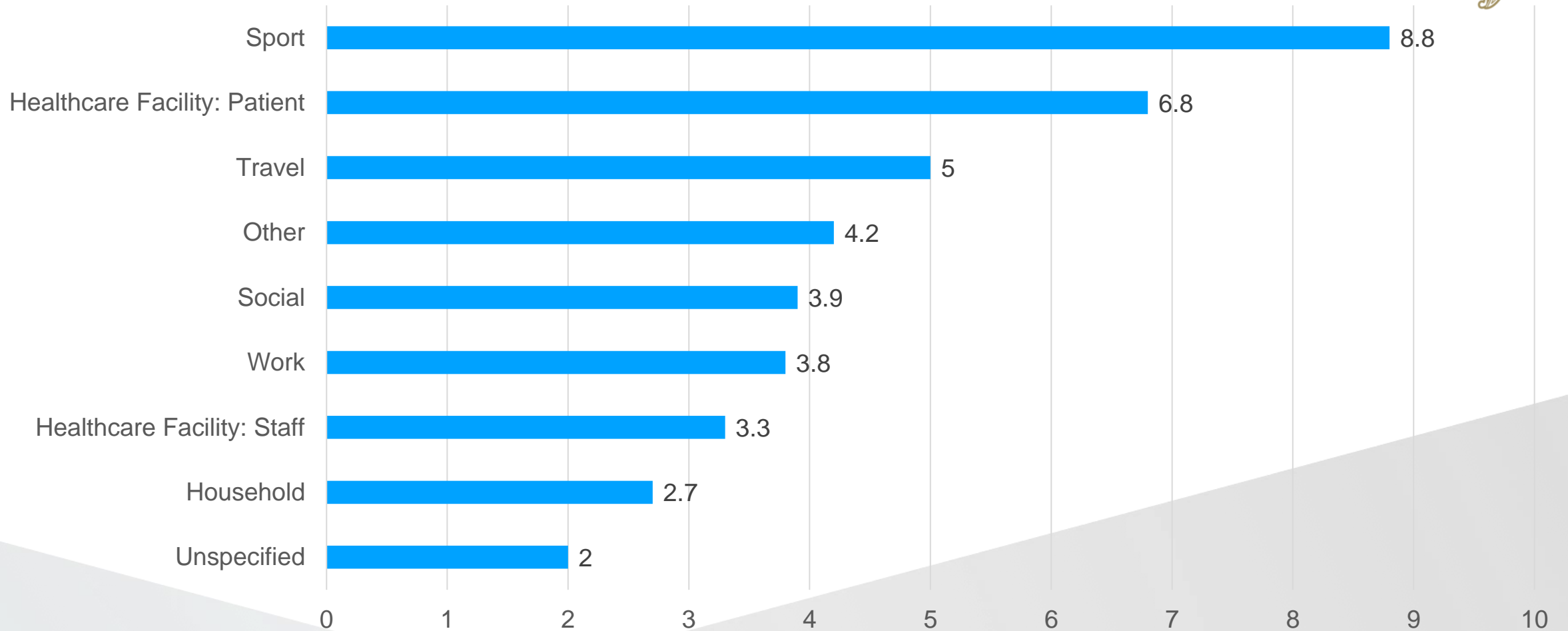


Over the past seven days (18th-24th August)

- the median turnaround time for “not detected” cases in the community setting is 2.23 days.
- the median turnaround time for detected cases in the community is 3 days from GP referral to completion of Call 1 (patient informed). All tracing is done within this same day.



Average Contacts – August 1st to 18th



Clusters



In week 34 2020 (15-22 August) there were **110 COVID-19 outbreaks** notified to HPSC, 90 of which are contemporaneous.

2 outbreaks occurred in hospitals

3 outbreaks occurred in nursing homes

6 were workplace outbreaks:

- 2 outbreaks occurred in meat processing facilities
- 1 outbreak occurred in a food processing plant
- 1 outbreak occurred in a garage
- 1 outbreak occurred in a personal grooming service (hairdressing)
- 1 outbreak occurred in a building products manufacturing plant
- 1 was a community outbreak arising from a social gathering

3 outbreaks were associated with restaurants/cafés

4 outbreaks occurred in residential institutions

69 outbreaks were family outbreaks in private houses or extended family outbreaks

Clusters



Table 7. Number of COVID-19 outbreaks in settings involving vulnerable populations, including the Roma community, Irish Traveller community, outbreaks in Direct Provision Centres, facilities for the homeless/those with addiction issues and prisons notified up to midnight on 22/08/2020 and laboratory confirmed cases linked to these outbreaks. *Data source: CIDR*

Vulnerable populations	Number of outbreaks notified			Laboratory confirmed cases linked to outbreaks				
	Week 34	Week10-34	Number open	Cases notified in week 34	Total cases	Total hospitalised cases	Total ICU cases	Total number dead*
Roma community	0	4	1	0	42	10	5	4
Irish Traveller community	0	11	4	1	92	5	2	0
Direct provision centres	2	24	8	8	284	15	0	0
Homeless^ / those with addiction issues	0	4	0	0	15	5	1	2
Prisons	0	6	0	0	24	2	0	0
Total	2	49	13	9	457	37	8	6

^ Homeless facilities include some facilities that provide long term supported accommodation. Also includes staff of homeless facilities.

**All COVID-19 cases that died and were linked to outbreaks in these settings have been laboratory confirmed. No deaths in probable/possible cases linked to outbreaks in these settings have been notified.*

Clusters



Table 8. Number of COVID-19 workplace outbreaks notified up to midnight on 22/08/2020 and laboratory confirmed cases linked to workplace outbreaks.

Workplace outbreaks	Number of outbreaks notified			Laboratory confirmed cases linked to outbreaks				
	Week 34 2020	Week 10-34 2020	Number open	Cases notified in week 34	Total cases	Total hospitalised cases	Total ICU cases	Total number dead
Workplace - Meat/poultry plant	2	30	9	24	1474	35	11	0
Workplace - other	5	38 ⁴	16	74	274	15	5	1
Total	7	68	25	98	1748	50	16	1

Acute Hospitals Confirmed Cases, Admissions and Discharges

[Click here for more information](#)



Confirmed Cases in Hospital

26

Admissions to Hospital

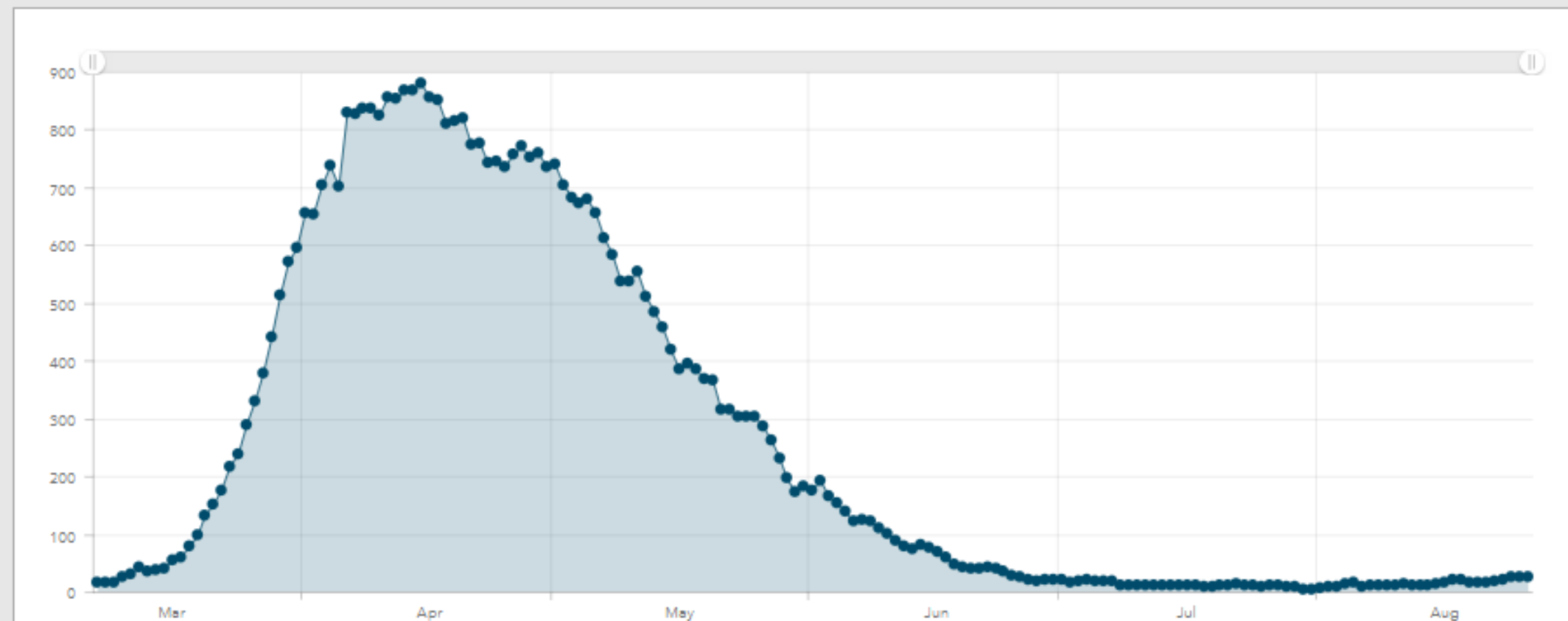
2

in last 24 Hours

Discharges from Hospital

6

in last 24 Hours



Confirmed Cases in Hospital

26

Admissions to Hospital

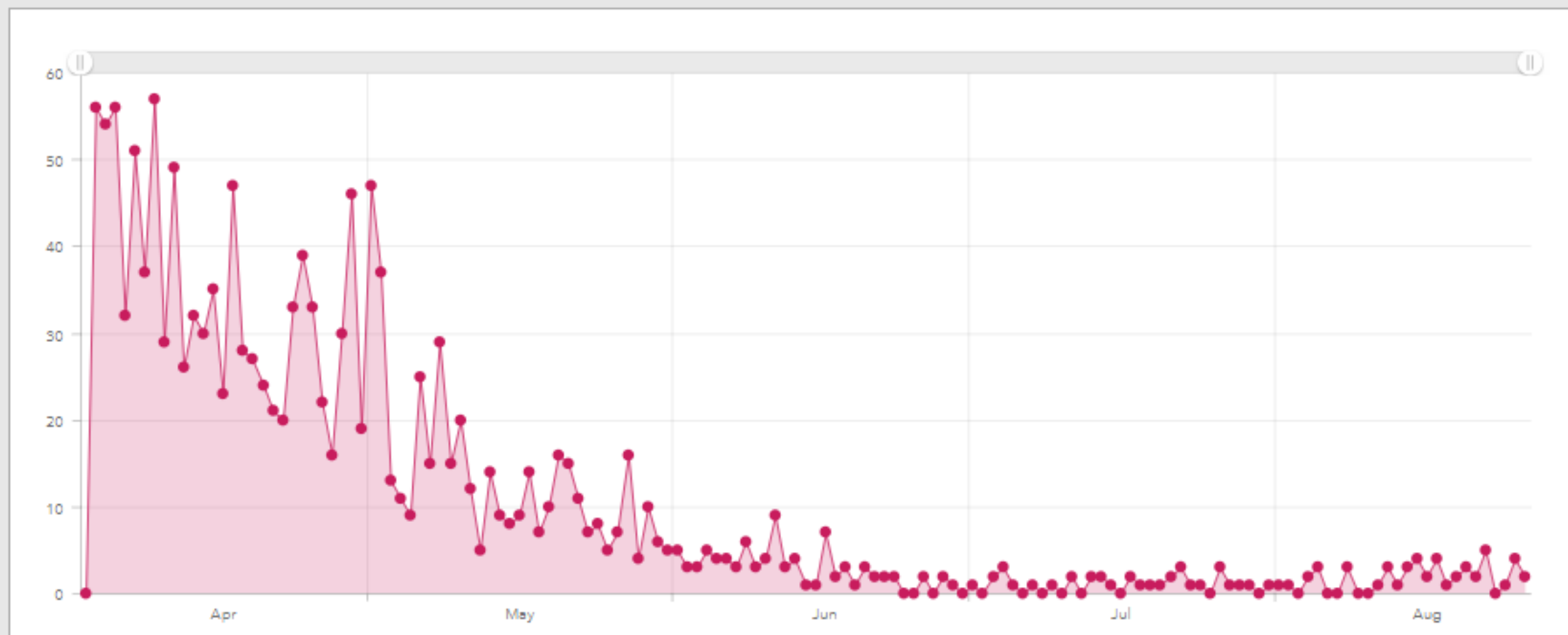
2

in last 24 Hours

Discharges from Hospital

6

in last 24 Hours



Confirmed Cases in Hospital, (8am)

New Admissions (last 24 Hours) (8am)

COVID Discharges (24hrs)

Confirmed Cases in ICU

4

recorded at 11am and 7:30pm

Admissions to ICU

0

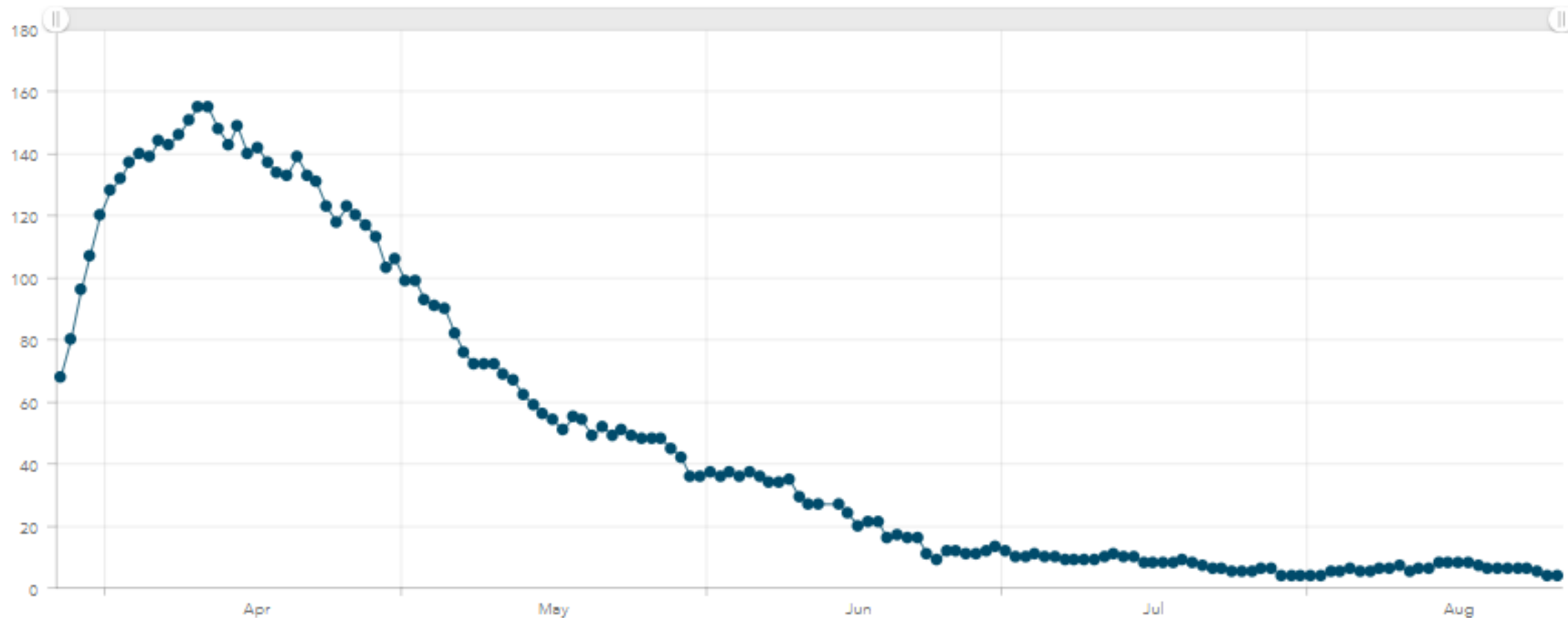
in last 24 Hours

Discharges from ICU

0

in last 24 Hours

ICU COVID-19 Confirmed Cases



Total Tests Completed

790,298

Tests Completed

7,648

in last 24 Hours

Total Positive Tests

31,586

Tests Completed

54,193

in last 7 Days

Total Positive Rate (%)

4

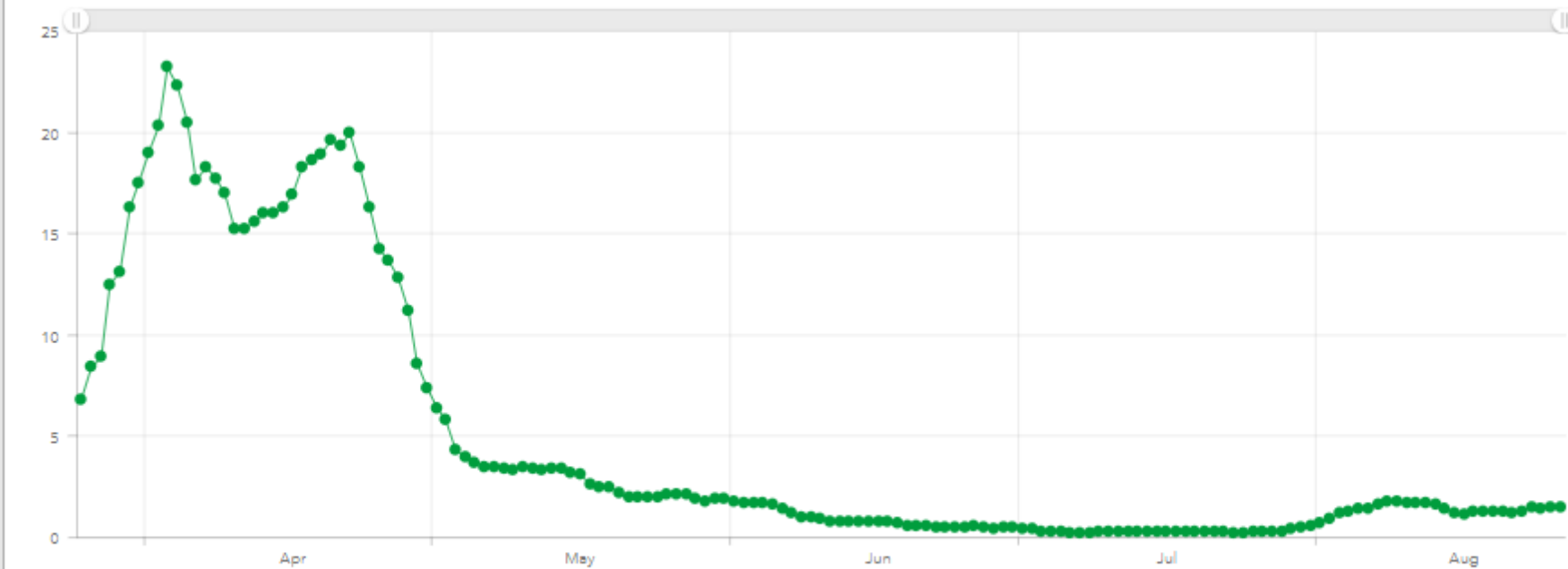
Positive Rate (%)

1.5

in last 7 Days



Positive Rate (%) Previous 7 Days



Total Tests Completed

Positive Rate (%) All Tests

Positive Rate (%) Previous 7 Days

Total Tests Completed - Labs and Hospitals

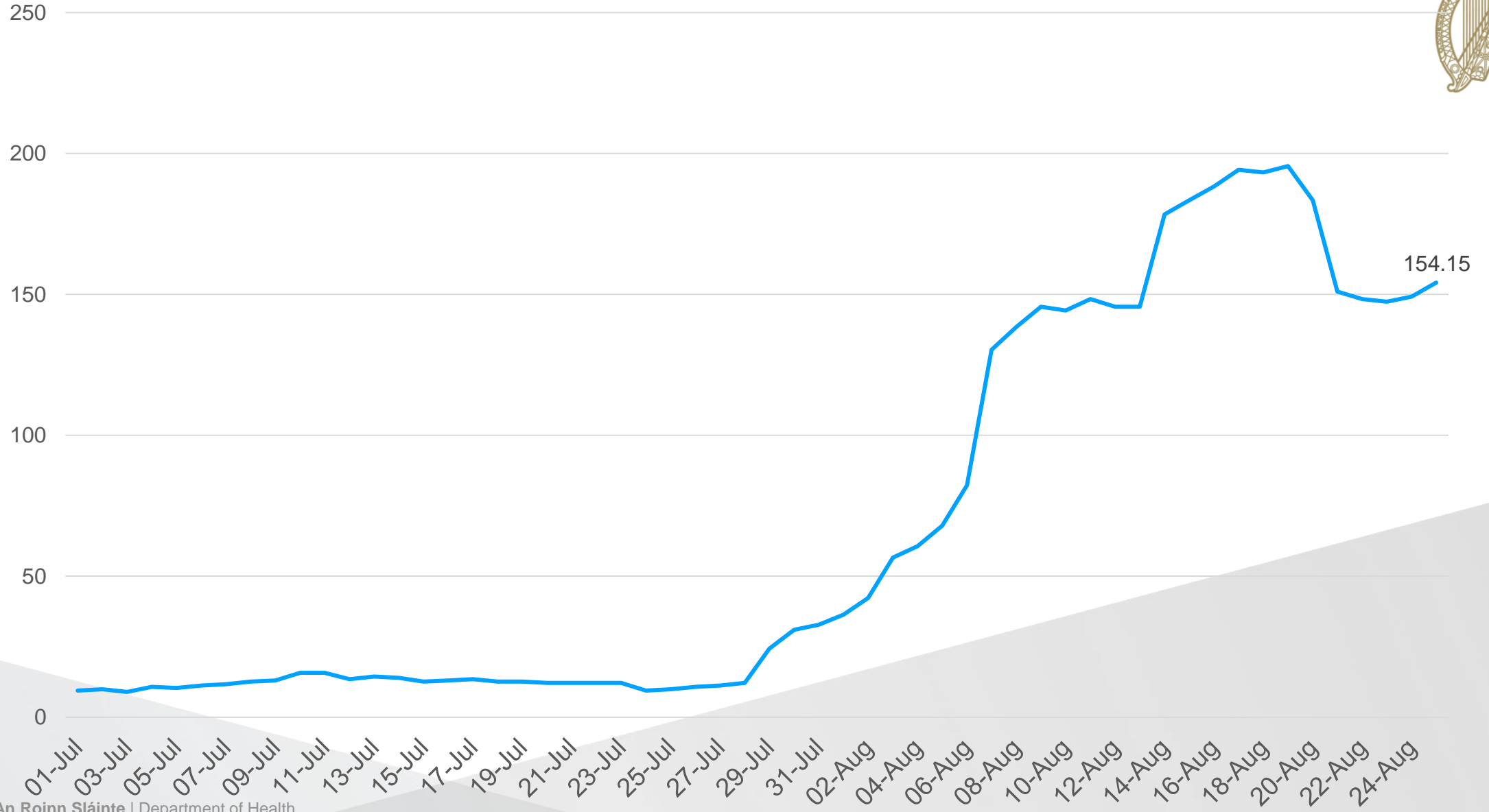


Kildare

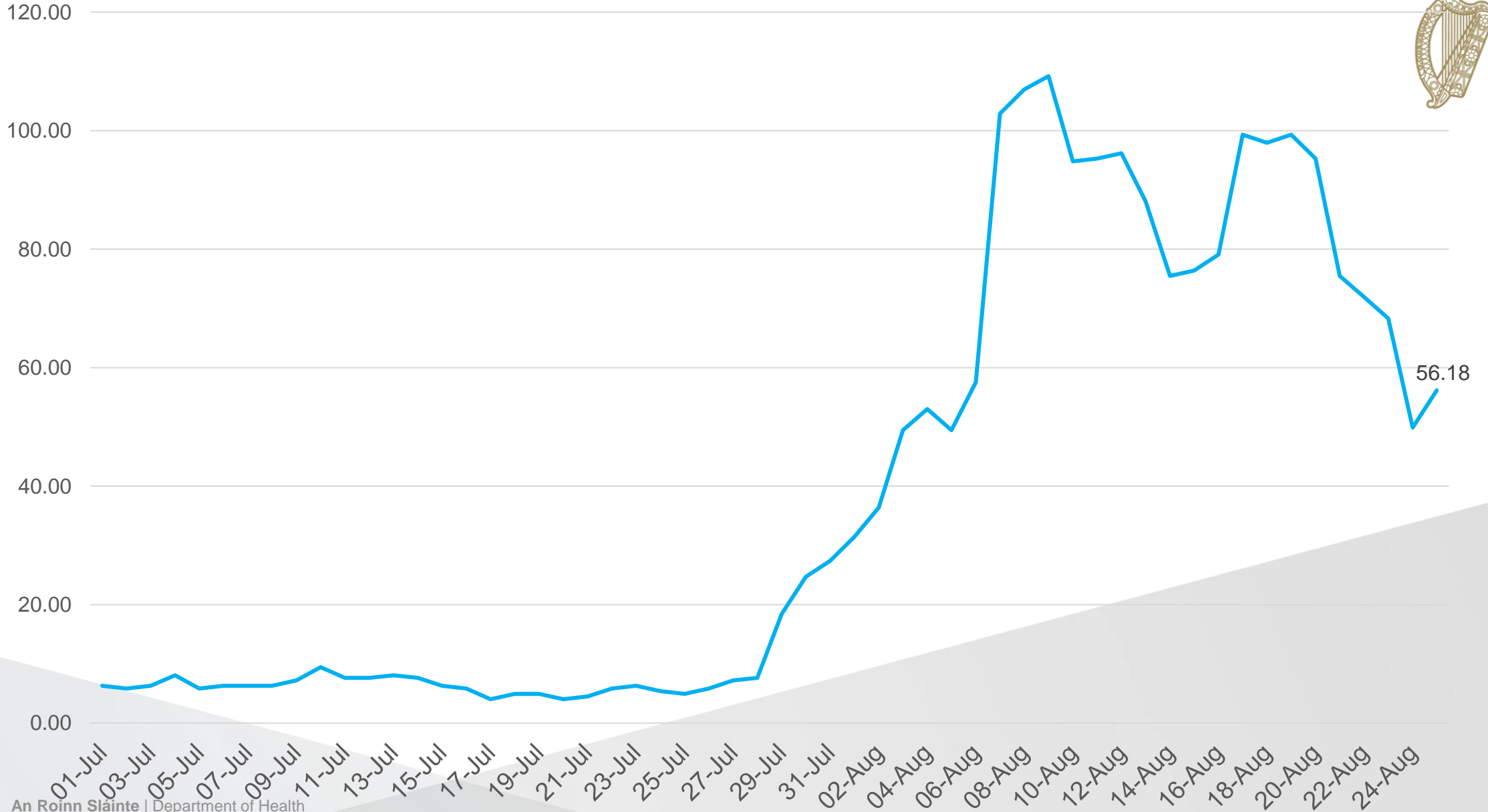
County Name	Incidence 7 days	Incidence 14 days_	Incidence prev 14_days
Ireland	17.3	32.2	18.8
Leitrim	0.0	0.0	3.1
Westmeath	1.1	2.3	3.4
Mayo	1.5	2.3	6.1
Kerry	1.4	3.4	2.0
Sligo	0.0	4.6	6.1
Galway	1.9	4.7	2.3
Cavan	5.3	5.3	17.1
Cork	5.7	7.7	4.4
Roscommon	7.7	9.3	3.1
Longford	2.4	9.8	0.0
Donegal	5.7	13.2	15.1
Louth	5.4	15.5	5.4
Wicklow	11.9	16.9	4.9
Meath	7.7	17.9	12.8
Wexford	13.4	18.0	15.4
Waterford	12.9	18.1	0.0
Monaghan	9.8	21.2	3.3
Clare	8.4	29.5	30.3
Kilkenny	19.1	36.3	4.0
Offaly	21.8	37.2	133.4
Laois	15.3	39.0	82.6
Dublin	27.4	41.2	10.8
Limerick	19.0	43.6	18.5
Carlow	43.9	79.0	21.1
Tipperary	44.5	81.5	3.1
Kildare	56.2	154.2	148.3



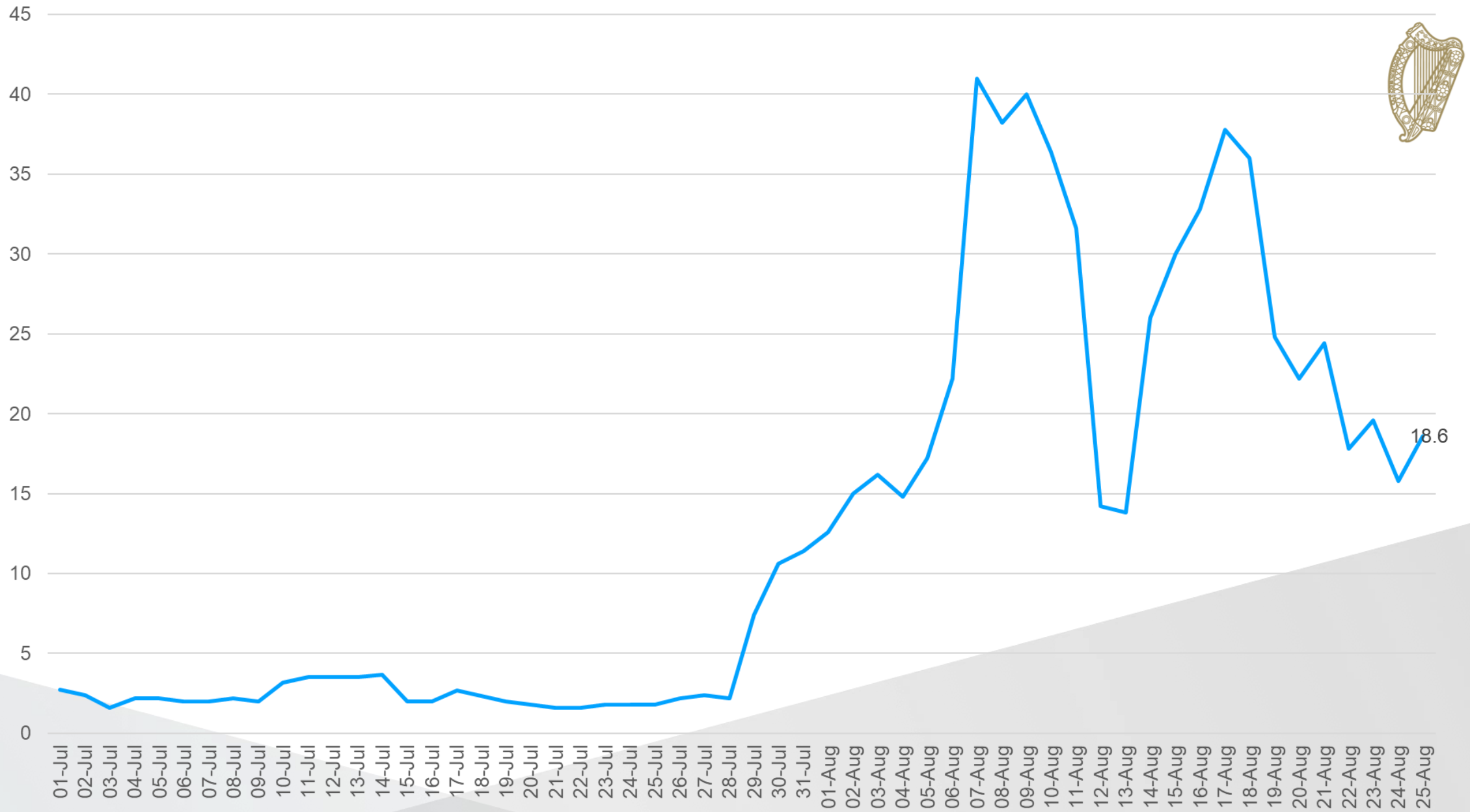
Kildare 14 Day Incidence



Kildare 7 day Incidence





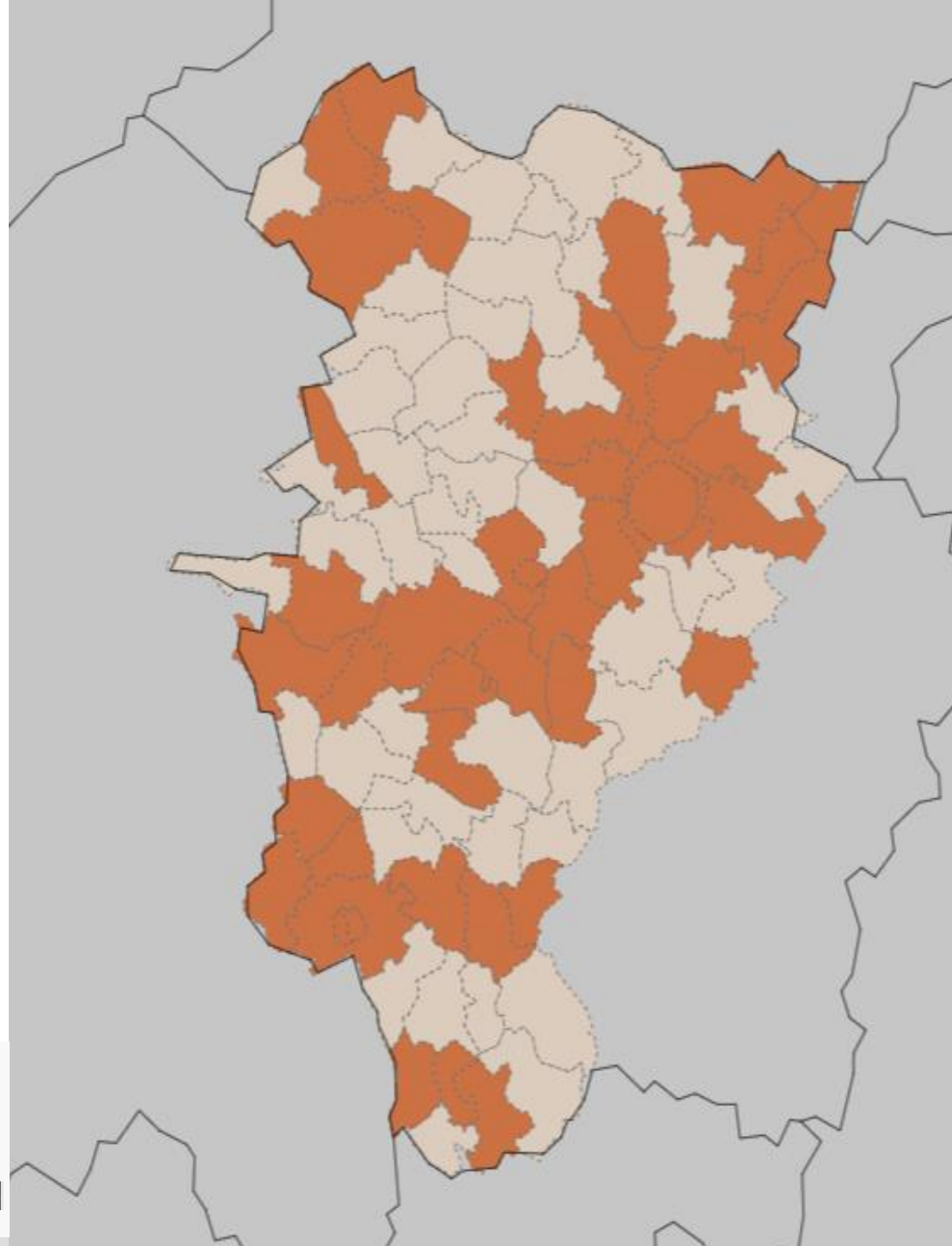
5-Day Moving Average of Cases in Kildare





Cases in 14 day period

-  No cases
-  Number of cases notified



Proportion of Cases in Kildare with Community Transmission



	Number of Cases with Community transmission	Community Transmission %
Week of 26/07-01/08	2	2.9%
Week of 02/08-08/08	16	6.7%
Week of 09/08-15/08	50	29.4%
Week of 16/08-22/08	24	15.0%
Partial Week of 23/08-25/08	18	40.9%

Source: HPSC CIDR Extract 26082020,

Notes: Community Transmission refers to cases where community transmission, blank or under investigation is reported. Some of these cases may be re-allocated to other transmission sources as contact tracing progresses.

Outbreak Cases are those where an outbreak ID has been associated with the case in CIDR. Again, some further cases may be associated with outbreaks as contact tracing progresses.

Outbreaks - Kildare



- 5 Food Processing Outbreaks
- 8 Nursing Home Outbreaks
- 2 Restaurant/Cafe outbreak
- 1 Hospital Outbreaks
- 1 Construction Outbreak
- 4 Residential Institution Outbreaks including 2 Direct provision centres
- 3 Business Outbreaks
- 3 Creche Outbreaks

*Outbreaks with centres located in particular counties can have cases who reside in other counties

Source: COVID-19 Outbreaks Update 26082020

	Number of Cases Associated with Outbreaks Kildare	Percent of Cases Associated with Outbreaks Kildare
Week of 26/07-01/08	64	91.4%
Week of 02/08-08/08	228	95.7%
Week of 09/08-15/08	127	74.7%
Week 16/08-22/08	96	60.0%
Partial Week 23/08-25/08	0	0%



Number of Cases in Kildare by Week



	Number of Cases (% of national total for week)
Week of 26/07-01/08	70 (25%)
Week of 02/08-08/08	238 (44%)
Week of 09/08-15/08	170 (31%)
Week 16/08-22/08	160 (22%)
Partial Week 23/08-25/08	44 (11%)