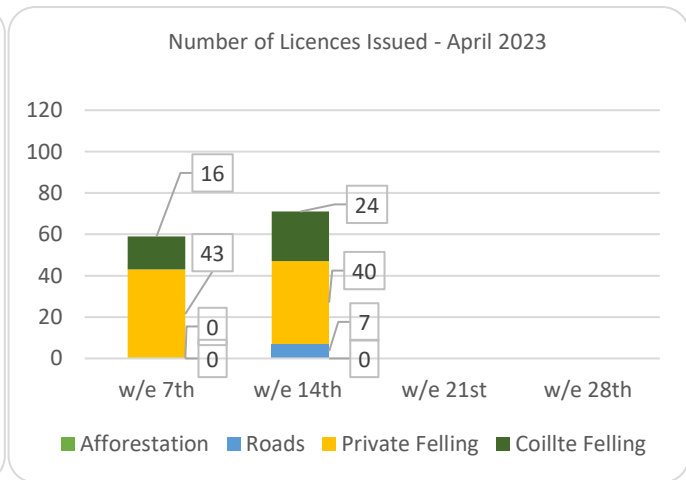
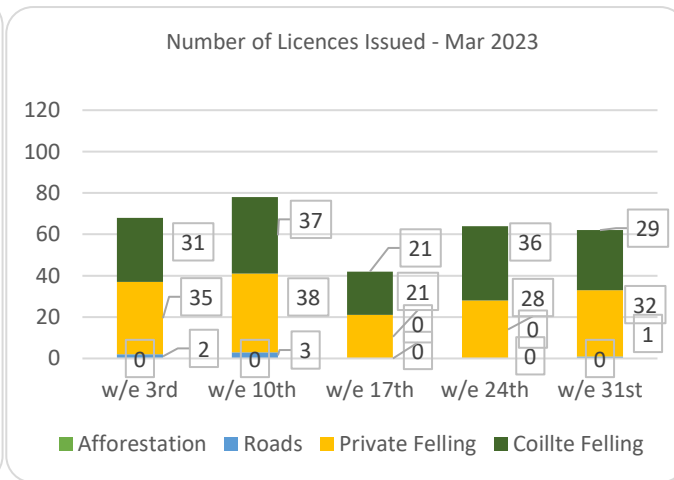
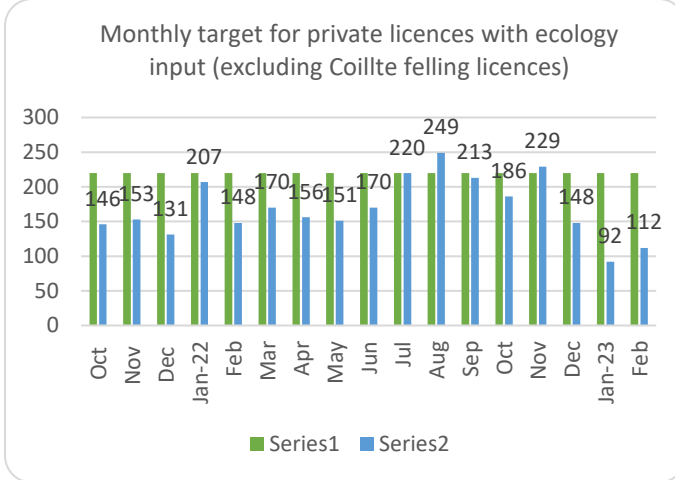
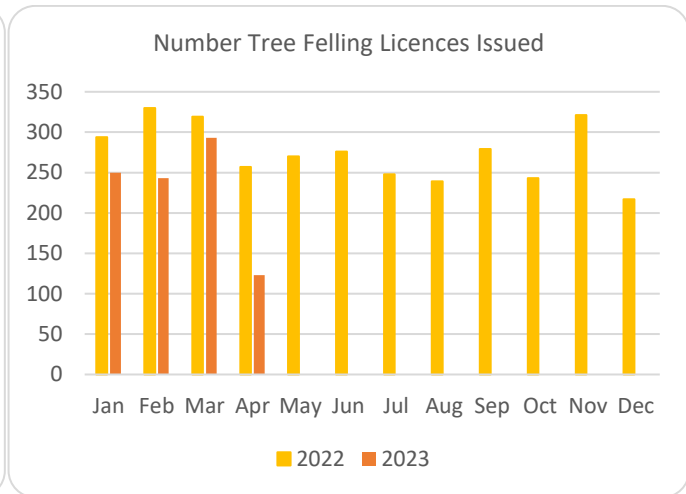
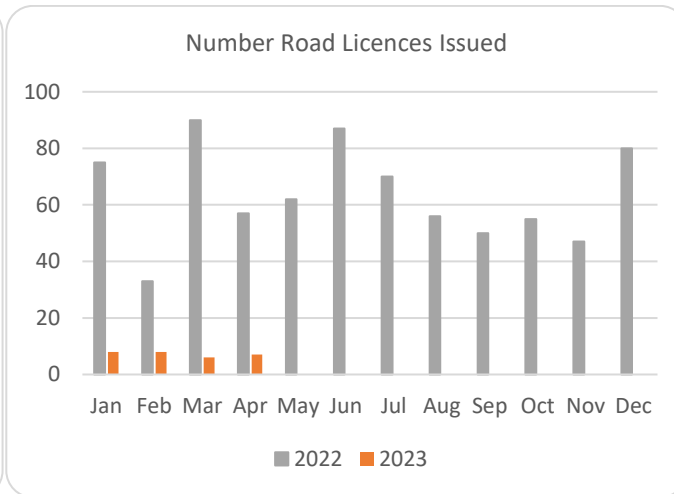
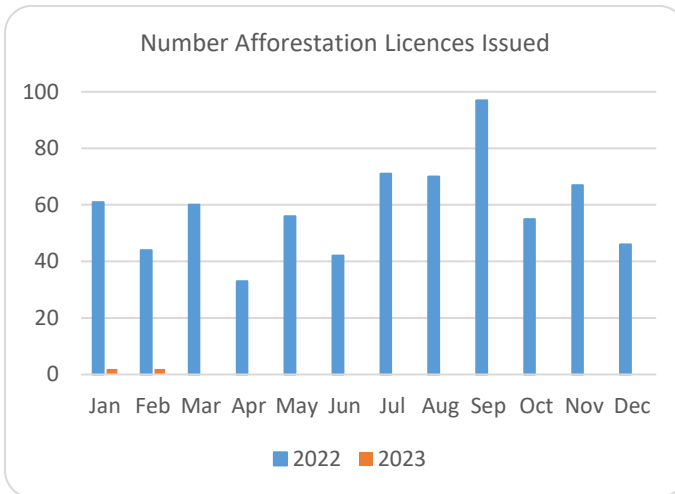


Forestry Licensing Dashboard – Week 2, April 2023



Forestry Licensing Dashboard – Week 2, April 2023

Hectares/Kilometres for Licences Issued

	Afforestation				Roads				Felling						
	Hectares				Kilometres				Hectares				Volume m ³		
	2020	2021	2022	2023	2020	2021	2022	2023	2020	2021	2022	2023	2021	2022	2023
January	270	353	482	47	5	20	29	3	1,170	3,338	3,507	2,561	831,530	928,753	691,848
February	531	463	269	39	10	30	14	3	1,400	1,939	3,858	3,039	531,010	853,328	888,069
March	298	506	440	0	15	26	43	2	1,462	1,059	4,654	3,444	298,959	785,837	887,739
April	566	627	183	0	16	18	25	4	1,437	1,311	4,071	1,621	303,190	661,988	437,017
May	309	458	329		13	30	19		1,332	2,237	4,113		564,007	646,016	
June	166	293	317		9	28	39		694	4,108	4,219		933,153	848,877	
July	155	64	452		12	5	27		1,003	1,382	4,221		319,961	950,873	
August	214	125	527		10	19	17		1,904	1,302	3,959		343,035	730,507	
September	280	269	690		10	13	20		1,183	6,516	3,788		1,585,000	811,092	
October	570	300	479		7	18	23		2,387	3,772	3,090		1,003,661	791,141	
November	485	393	479		10	32	21		2,335	3,608	3,861		1,017,094	951,821	
December	499	395	326		13	26	15		1,935	2,283	2,686		722,367	734,549	
Totals	4,342	4,246	4,972	86	130	264	293	11	18,241	32,855	46,027	10,664	8,452,966	9,694,783	2,904,673

Hectares/Kilometres Planted/Roads Constructed

	Hectares				Kilometres			
	2020	2021	2022	2023	2020	2021	2022	2023
January	136	181	69	66	17	5	6	6
February	273	216	267	23	6	4	5	5
March	262	165	290	88	5	5	6	3
April	212	113	135	8	8	3	4	1
May*	350	259	304		9	6	5	
June*	284	309	208		6	7	5	
July	165	287	227		11	4	5	
August	137	161	217		8	9	8	
September	226	64	162		5	7	4	
October	67	59	144		10	5	10	
November	162	86	136		6	7	5	
December	161	116	115		6	9	7	
Totals*	2,435	2,016	2,273	185	98	70	70	16

*The figures for afforestation planted in 2023 reflect afforestation that has been paid at first grant stage this year to date only, i.e. approvals under the old programme but who are finalising planting in 2023.

Valid Licence Appeals Received YTD	
Afforestation	8
Forest Roads	0
Tree Felling	2

As notified to DAFM by the FAC

Felling Licences - current week		
Type	Hectares	No.
Thinning	102.76	8
Clear fell	675.50	56

Other Scheme Approvals YTD	
Recon & Underplanting (RUS) (opted into de minimis scheme)	10
NW Conservation	0

	Applications Received YTD	Licences Issued YTD
Afforestation	46	4
Felling	277	909
Roads	164	29
Total	487	942

