



# Weekly Case Contact Report

06/07/20 – 12/07/20

---



Owner: Dr Sarah Doyle – Medical Officer for Health  
Date Created: 15/07/20

Version: v1.0



## Contents

<b>COVID-19 Cases .....</b>	<b>3</b>
<b>Mode of Transmission .....</b>	<b>3</b>
<b>Symptom Status .....</b>	<b>4</b>
<b>Healthcare Worker Status .....</b>	<b>4</b>
<b>Ethnicity.....</b>	<b>5</b>
<b>COVID-19 Daily Contacts .....</b>	<b>6</b>



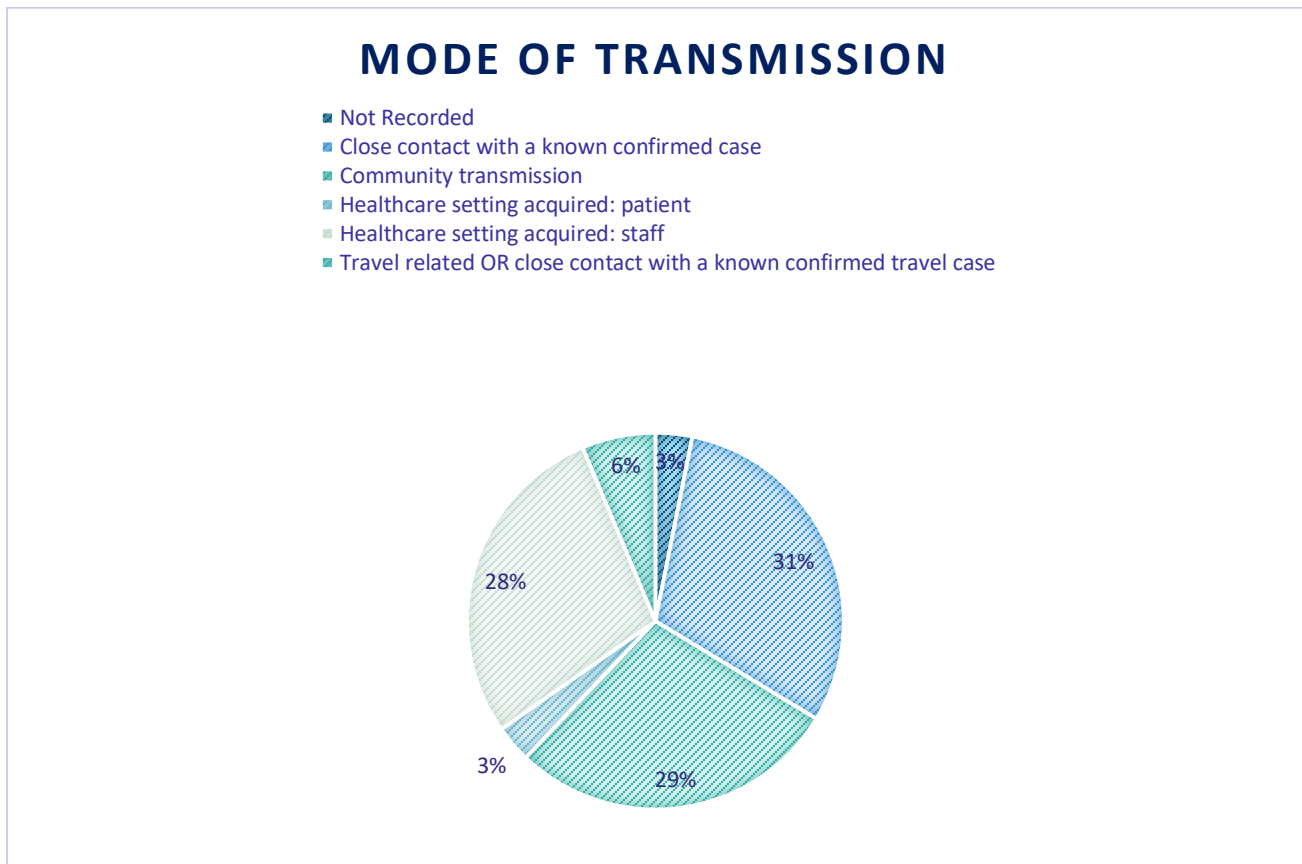
# COVID-19 Test Results

## Covid19 Cases

For the week of 6<sup>th</sup> July 2020 to 12<sup>th</sup> July (inclusive) 95 cases of COVID-19 had contact tracing conducted by the Contact Management Programme (CMP). Specialised cases, and complex settings are managed by Departments of Public Health. The CMP often follows up on close contacts within these settings.

The following figures outline the mode of transmission, symptom status, healthcare worker status, and ethnicity for the 95 cases managed by the CMP last week. This is followed by a summary of close contacts associated with these cases.

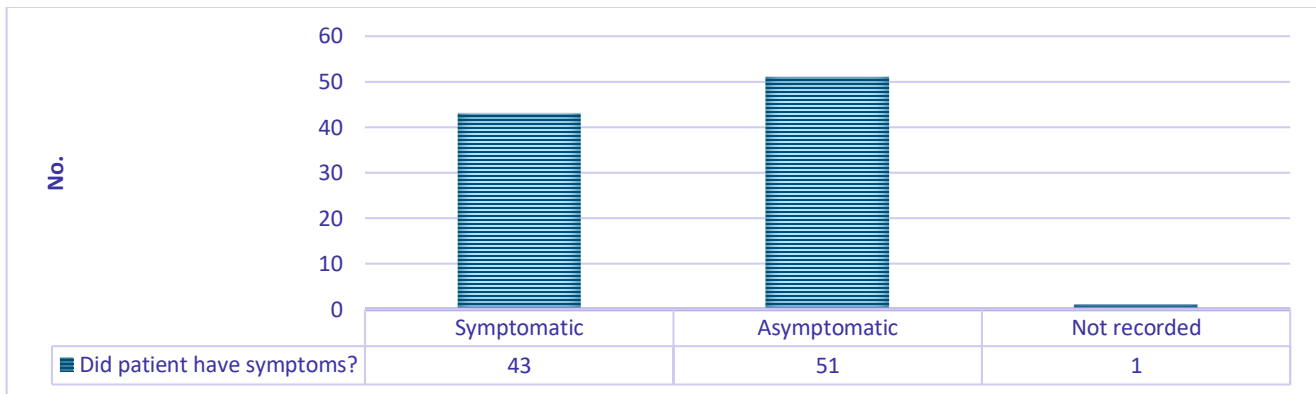
## Mode of Transmission



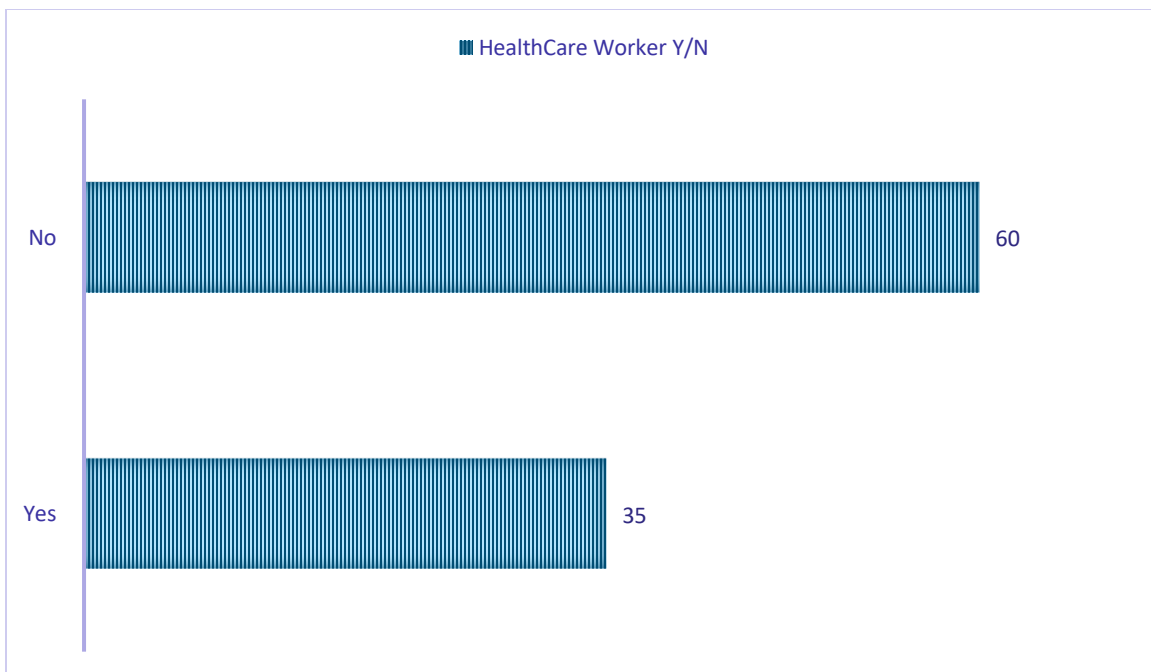


Likely mode of Transmission	No.
Close contact with a known confirmed case	29
Community transmission	27
Healthcare setting acquired: Staff	27
Travel related OR close contact with a known confirmed travel case	6
Healthcare setting acquired: patient	3
Not recorded	3

## Symptom Data

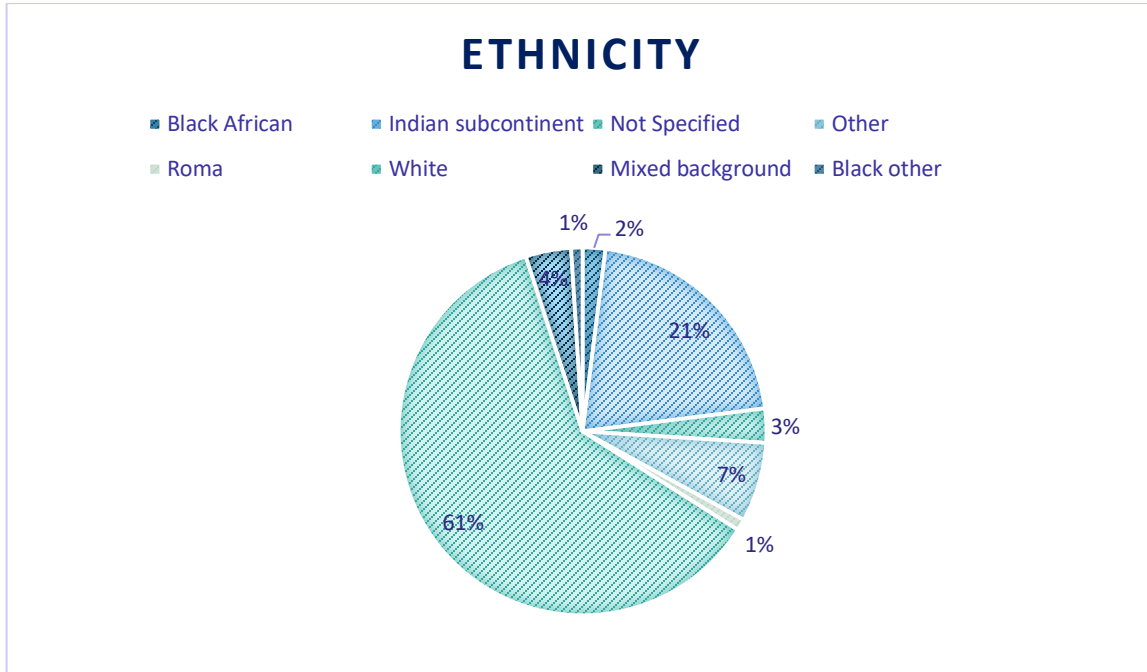


## Healthcare Worker Status





## Ethnicity



Ethnicity	No.
White	57
Indian subcontinent	20
Other	7
Mixed background	4
Not specified	3
Black African	2
Black other	1
Roma	1

Data are provisional  
Some close contacts are managed off the CCT



## COVID-19 Contacts of cases managed by CMP

For the 95 cases who had contact tracing completed by the CMP on week commencing 6<sup>th</sup> July, the mean number of close contacts was 3.45, the median 2.00, with a range of 0 to 16. 328 close contacts and 66 complex settings were captured for cases managed within the CMP.

### Contacts by Region

Region	No. of Complex Contacts	No. of Close Contacts
East	32	170
West	1	8
North West	2	16
South East	1	11
South	7	37
Mid West	0	7
Midlands	1	16
Unknown	16	26
<b>Total</b>	<b>66</b>	<b>328</b>

### Close Contacts: circumstances, symptoms, and test referral

Circumstance	Symptoms			Total
	Symptomatic	Asymptomatic	Not Recorded	
Workplace	2	15	0	17
Household	16	138	5	159
Social	6	56	3	65
Transport	3	21	4	28
Healthcare Facility: Staff	0	3	0	3
Healthcare Facility: Patient	0	0	0	0
Sport	0	0	0	0
Not Recorded	3	50	3	56
<b>Total</b>	<b>30</b>	<b>283</b>	<b>15</b>	<b>328</b>

A dropdown list of circumstance of contact is being developed in the CCT. This will improve data capture.



## Complex Contacts – Reason for Complexity

Flight	9
Hospital	7
Nursing Home	30
Potential outbreak in another setting	12
Public transport	4
Social venue	4

Data are provisional

Some close contacts are managed off the CCT

**Ends.**