



An Roinn Leanaí, Comhionannais,
Míchumais, Lánpháirtíochta agus Óige
Department of Children, Equality,
Disability, Integration and Youth

IPAS Monthly Statistics March 2023

March Arrivals Overview

Total Arrivals March: 708

Of whom are children: 140

Referred by the IPO: 654
Referred by Duty Phone: 54
Referred by AGS: 0

**Number unable to offer
accommodation (Mar): 334**

**Number offered
accommodation
retrospectively: 51**

Current IPAS Accommodation Overview

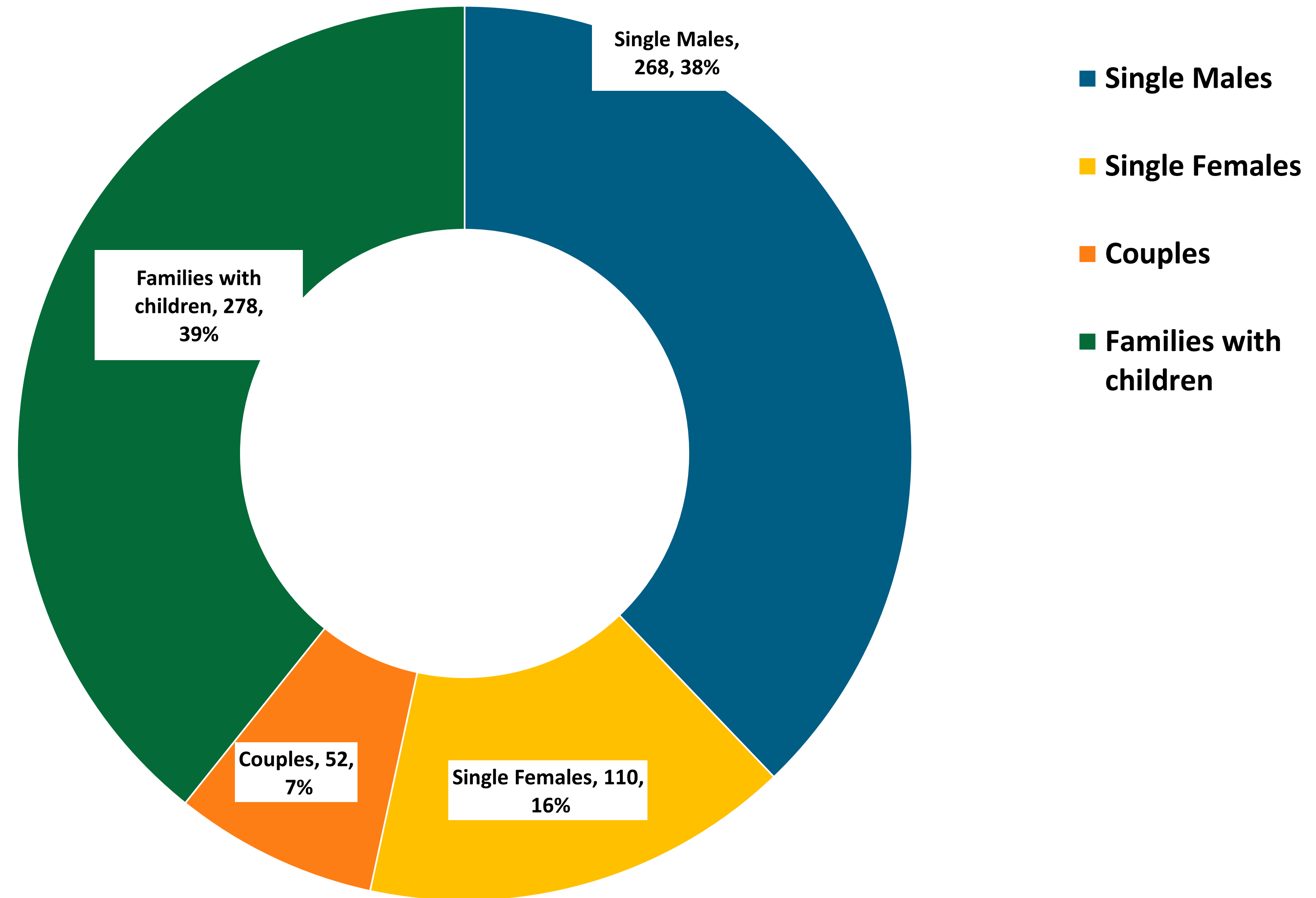
In IPAS Accommodation Centres: 7,044

In Emergency Accommodation Centres: 13,177

In Tented Accommodation: 86

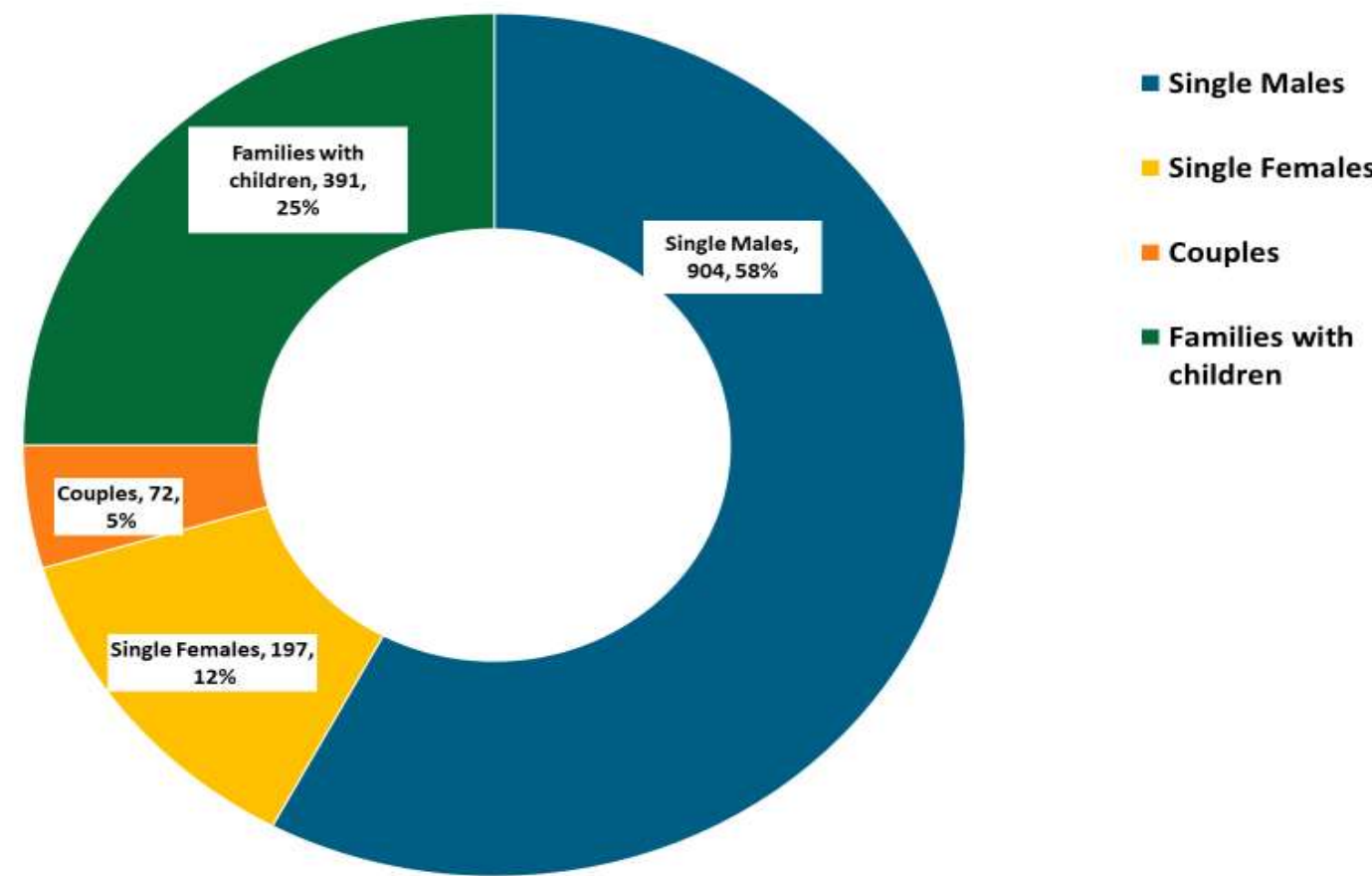
Total: 20,307

Family breakdown of March 2023 Arrivals



Arrivals Trends

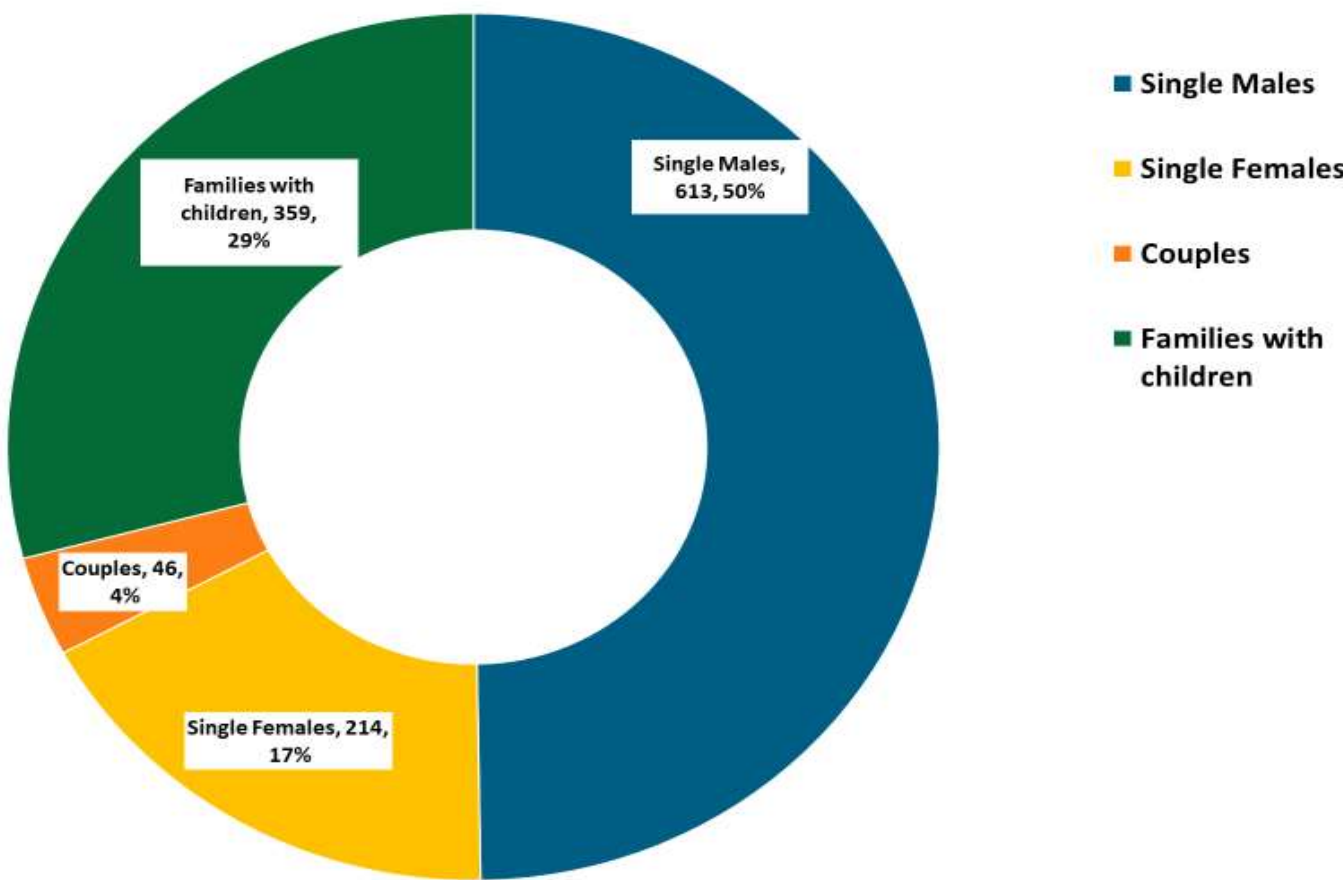
Family breakdown of December 2022 Arrivals



An Roinn Leanaí, Comhionannais, Michumais, Lánpháirtíochta agus Óige | Department of Children, Equality, Disability, Integration and Youth

2

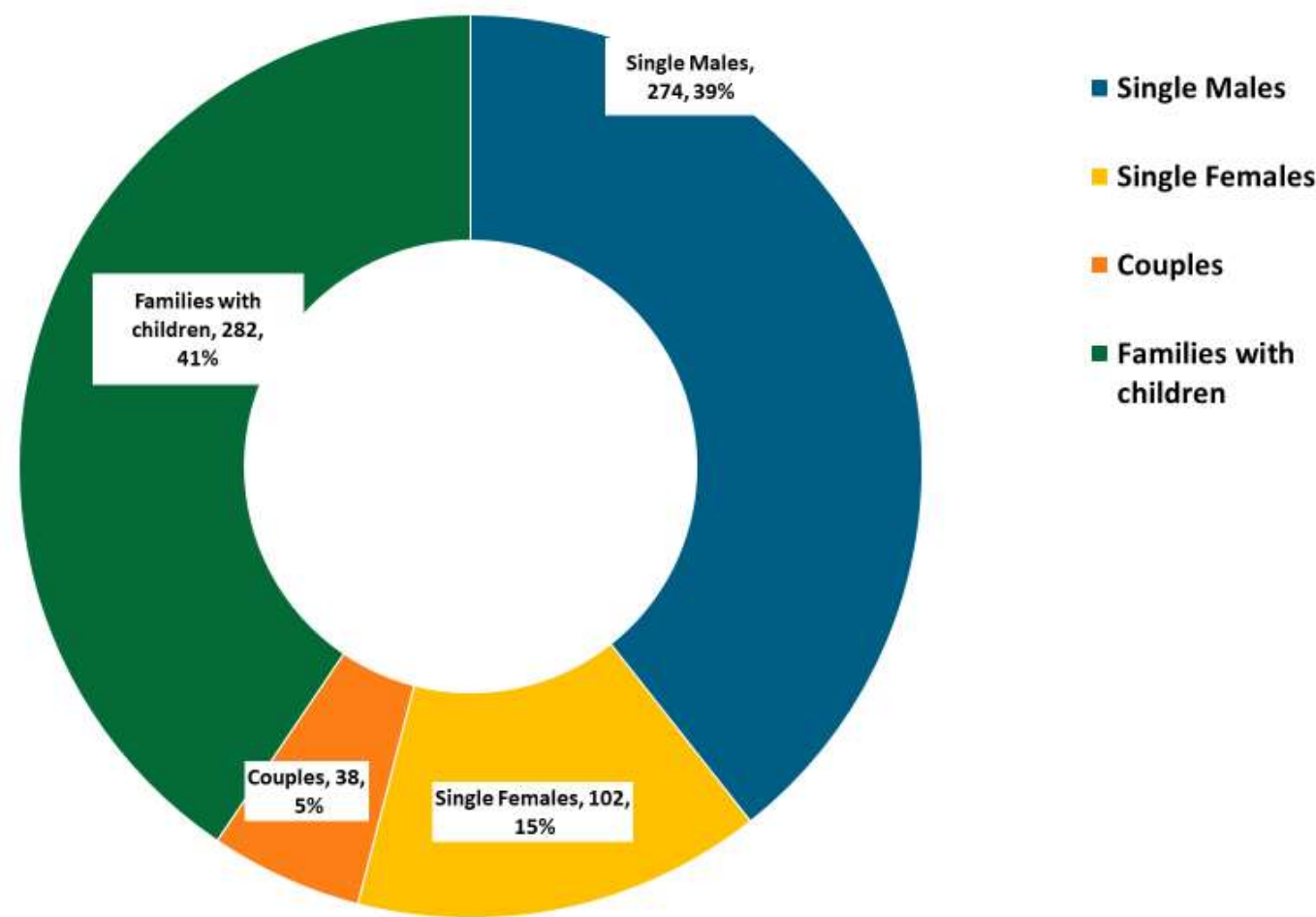
Family breakdown of January 2023 Arrivals



An Roinn Leanaí, Comhionannais, Michumais, Lánpháirtíochta agus Óige | Department of Children, Equality, Disability, Integration and Youth

2

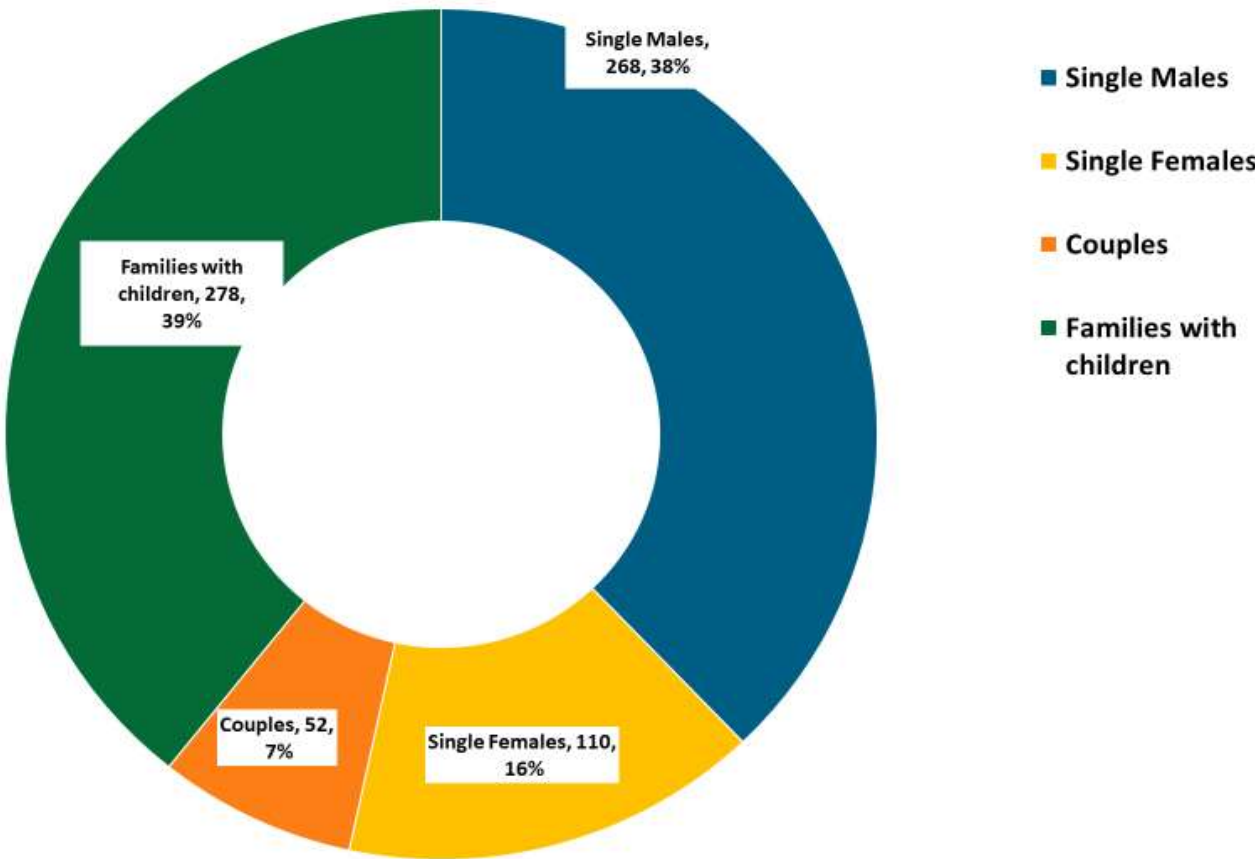
Family breakdown of February 2023 Arrivals



An Roinn Leanaí, Comhionannais, Michumais, Lánpháirtíochta agus Óige | Department of Children, Equality, Disability, Integration and Youth

2

Family breakdown of March 2023 Arrivals



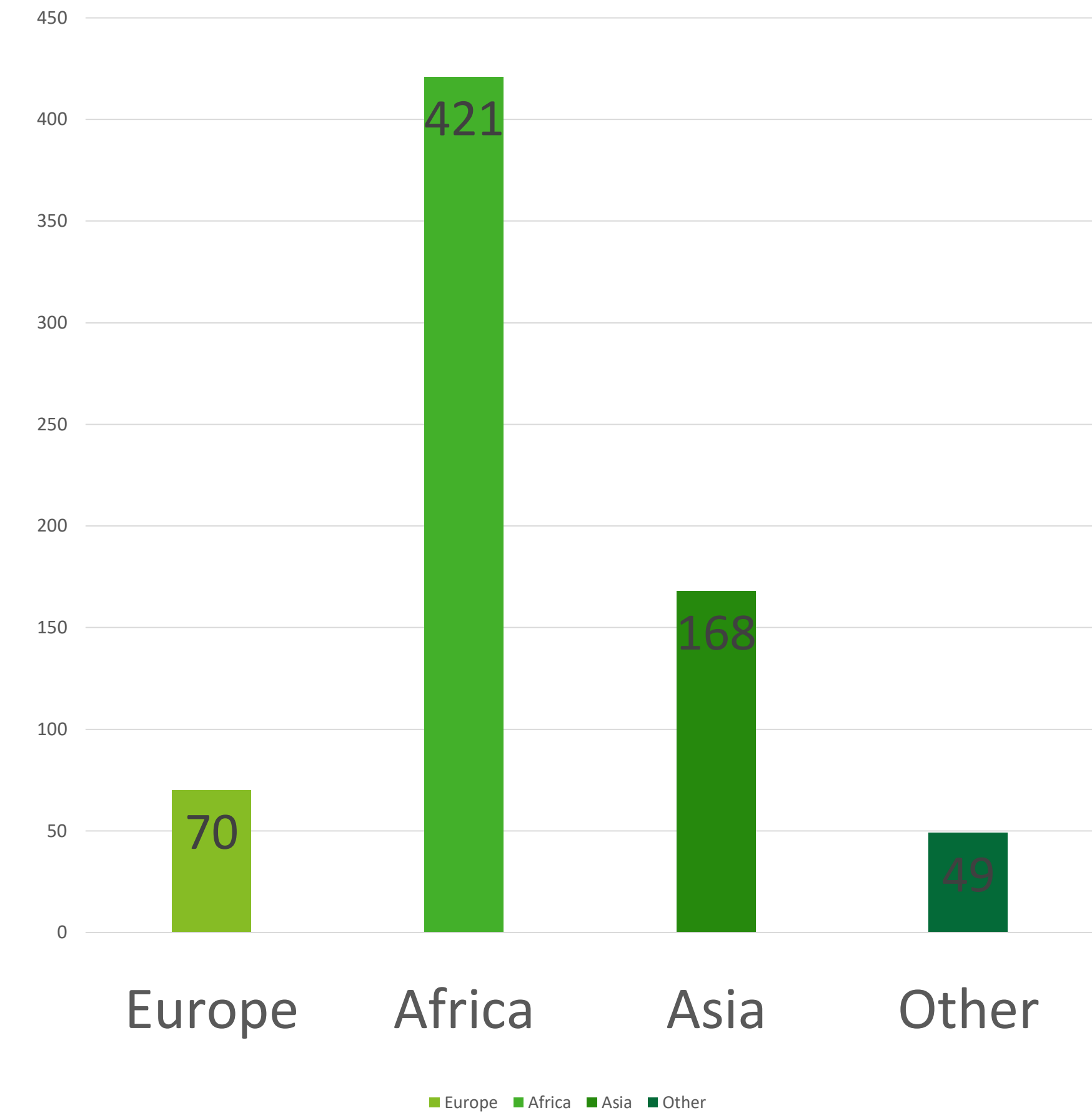
An Roinn Leanaí, Comhionannais, Michumais, Lánpháirtíochta agus Óige | Department of Children, Equality, Disability, Integration and Youth

2

Breakdown of Nationalities of March arrivals Top 10

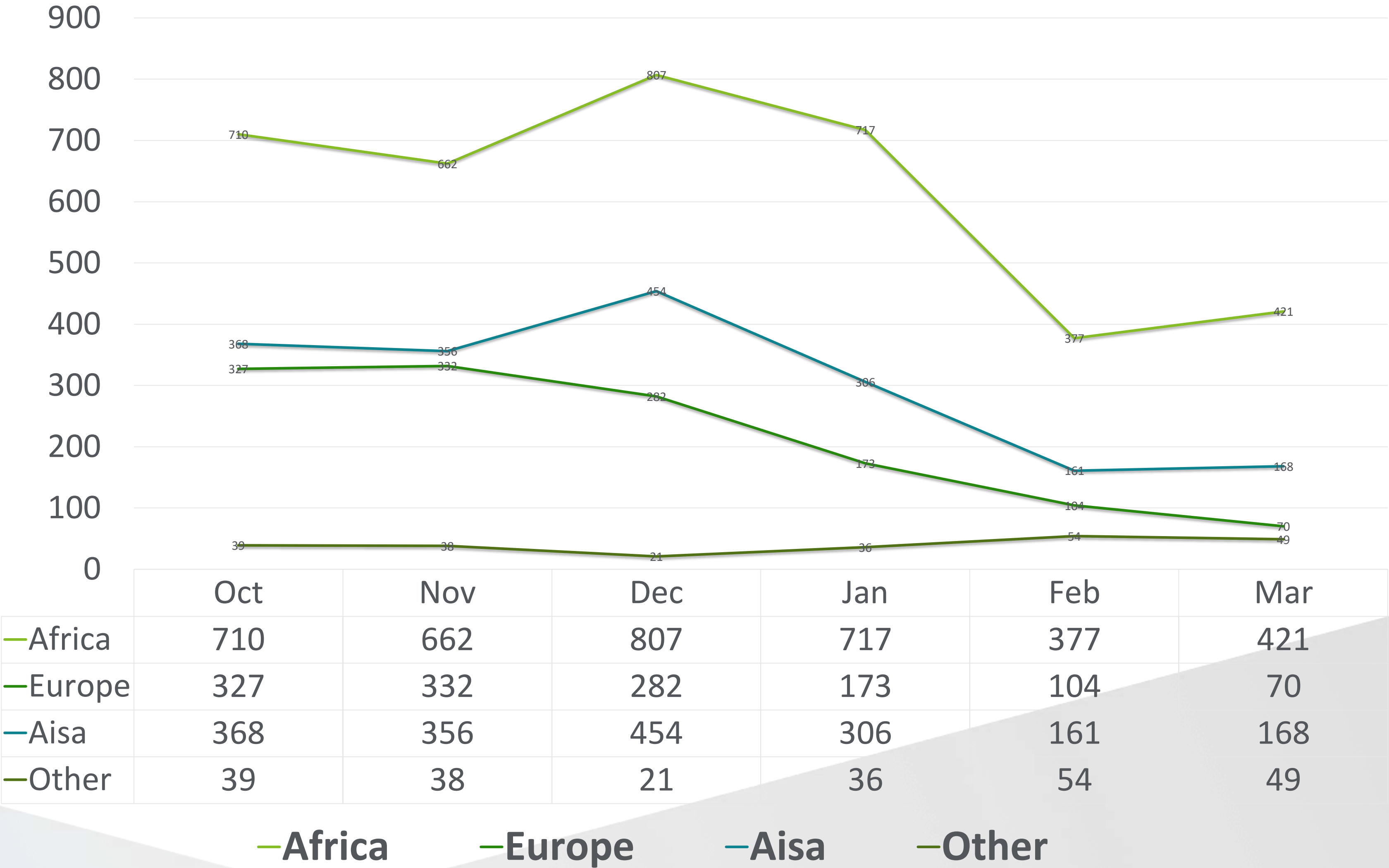
Country	Arrivals	% of Total
Algeria	103	22.69%
Nigeria	87	19.16%
Somalia	63	13.88%
Afghanistan	60	13.22%
Zimbabwe	42	9.25%
Georgia	37	8.15%
South Africa	25	5.51%
Nicaragua	14	3.08%
Morocco	12	2.64%
Pakistan	11	2.42%

March Arrivals by Continent





Arrival Country Trends



Population vs Occupancy Breakdown By County -March



County	County Population	% of National Population	IPAS Occupancy	% of Total IPAS Occupancy
Carlow	61,931	1.21%	45	0.22%
Cavan	81,201	1.58%	134	0.66%
Clare	127,419	2.49%	547	2.69%
Cork	581,231	11.34%	1385	6.82%
Donegal	166,321	3.25%	1041	5.13%
Dublin	1,450,701	28.31%	7370	36.29%
Galway	276,451	5.40%	722	3.56%
Kerry	155,258	3.03%	824	4.06%
Kildare	246,977	4.82%	637	3.14%
Kilkenny	103,685	2.02%	118	0.58%
Laois	91,657	1.79%	513	2.53%
Leitrim	35,087	0.68%	106	0.52%
Limerick	205,444	4.01%	412	2.03%
Longford	46,634	0.91%	78	0.38%

County	County Population	% of National Population	IPAS Occupancy	% of Total IPAS Occupancy
Louth	139,100	2.71%	564	2.78%
Mayo	137,231	2.68%	828	4.08%
Meath	220,296	4.30%	899	4.43%
Monaghan	64,832	1.27%	481	2.37%
Offaly	82,668	1.61%	184	0.91%
Roscommon	69,995	1.37%	118	0.58%
Sligo	69,819	1.36%	234	1.15%
Tipperary	167,661	3.27%	460	2.27%
Waterford	127,085	2.48%	538	2.65%
Westmeath	95,840	1.87%	754	3.71%
Wexford	163,527	3.19%	236	1.16%
Wicklow	155,485	3.03%	1079	5.31%
Ireland	5,123,536	100%	20,307	100%

Population vs Occupancy Breakdown By Dublin Constituency March



Constituency	Population	% of Dublin Population	IPAS Occupancy	% of Dublin IPAS Occupancy
Dublin Bay North	155,905	10.75%	54	0.73%
Dublin Bay South	126,714	8.73%	353	4.79%
Dublin Central	123,165	8.49%	1669	22.65%
Dublin Fingal	170,690	11.77%	1244	16.88%
Dublin Midwest	130,415	8.99%	2492	33.81%
Dublin North West	90,219	6.22%	708	9.61%
Dublin South Central	127,169	8.77%	46	0.62%
Dublin South West	158,636	10.94%	508	6.89%
Dublin West	134,331	9.26%	296	4.02%
Dun Laoghaire	132,302	9.12%	0	0.00%
Rathdown	101,155	6.97%	0	0.00%
Totals	1,168,082	100.00%	7370	100%

*Population statistics based on 2022 census data

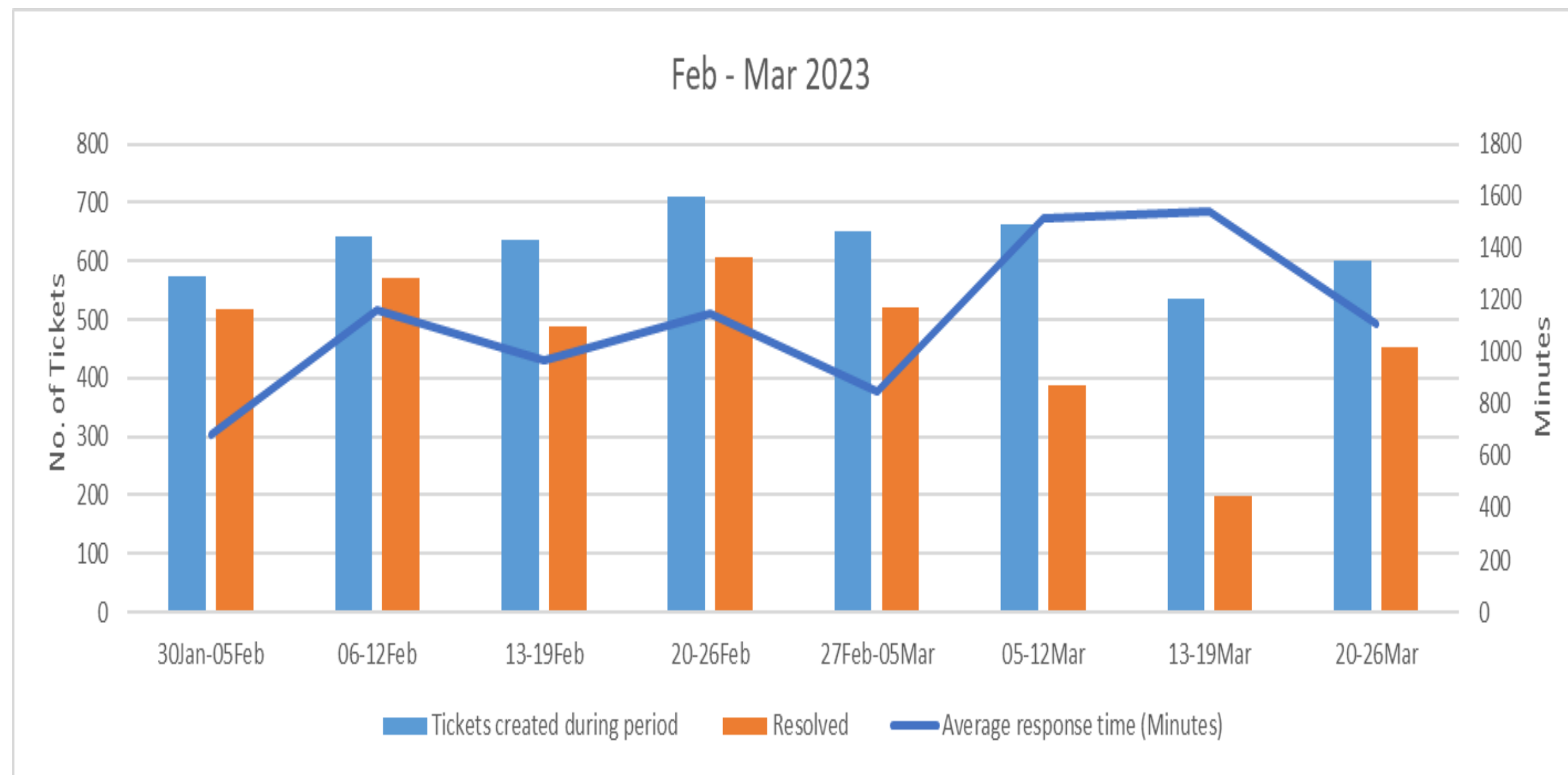


People with Status end of March 2023

**Number of persons with status
remaining in IPAS accommodation:
5197**

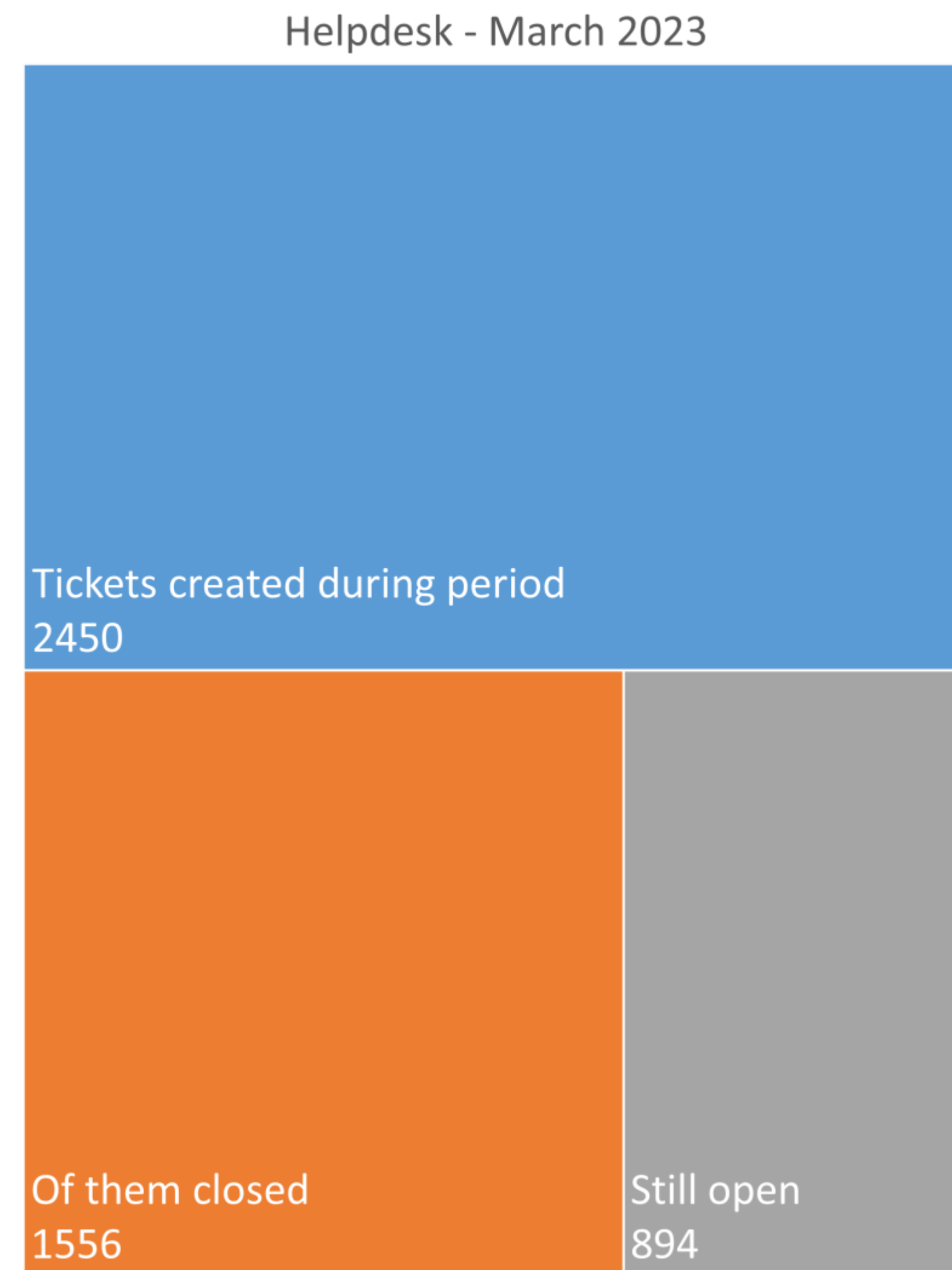
**Number of IP applicants
awarded status in March:
295**

**Number of persons with status
that moved out of IPAS accommodation in March:
162**



Period Reviewed: Mar 2023.

The total number of tickets received via the IPAS Helpdesk for the review period is 2450. The average response time was 20 hours and 45 minutes. Average duration 25 hrs and 18 minutes.





IPAS Helpdesk March

Clinics Held

Following on queries received into the Helpdesk, the Customer Service team held clinics at the following centres in March:

Centre	Date
Dalys Accommodation	01/03/2023
Knockalisheen	02/03/2023
Kilbride Army Camp	03/03/2023
The Grand Hotel	06/03/2023
Ibis Hotel Dublin	08/03/2023
The Towers	13/03/2023
Avenue Bed and Breakfast	14/03/2023
Temple Accommodation Centre	15/03/2023

Top Ten Ticket Categories

	Tickets Open
Accommodation Request	142
Ukraine Queries	79
Transfer requests	69
Request for Proof of Address	38
Incident Report	35
Uncategorised	32
Re-accommodation Request	27
General Queries	26
Request for Information \ 3rd party request for Information	21
Reunification request	20



2023 Monthly IPAS Arrivals




Average Arrivals

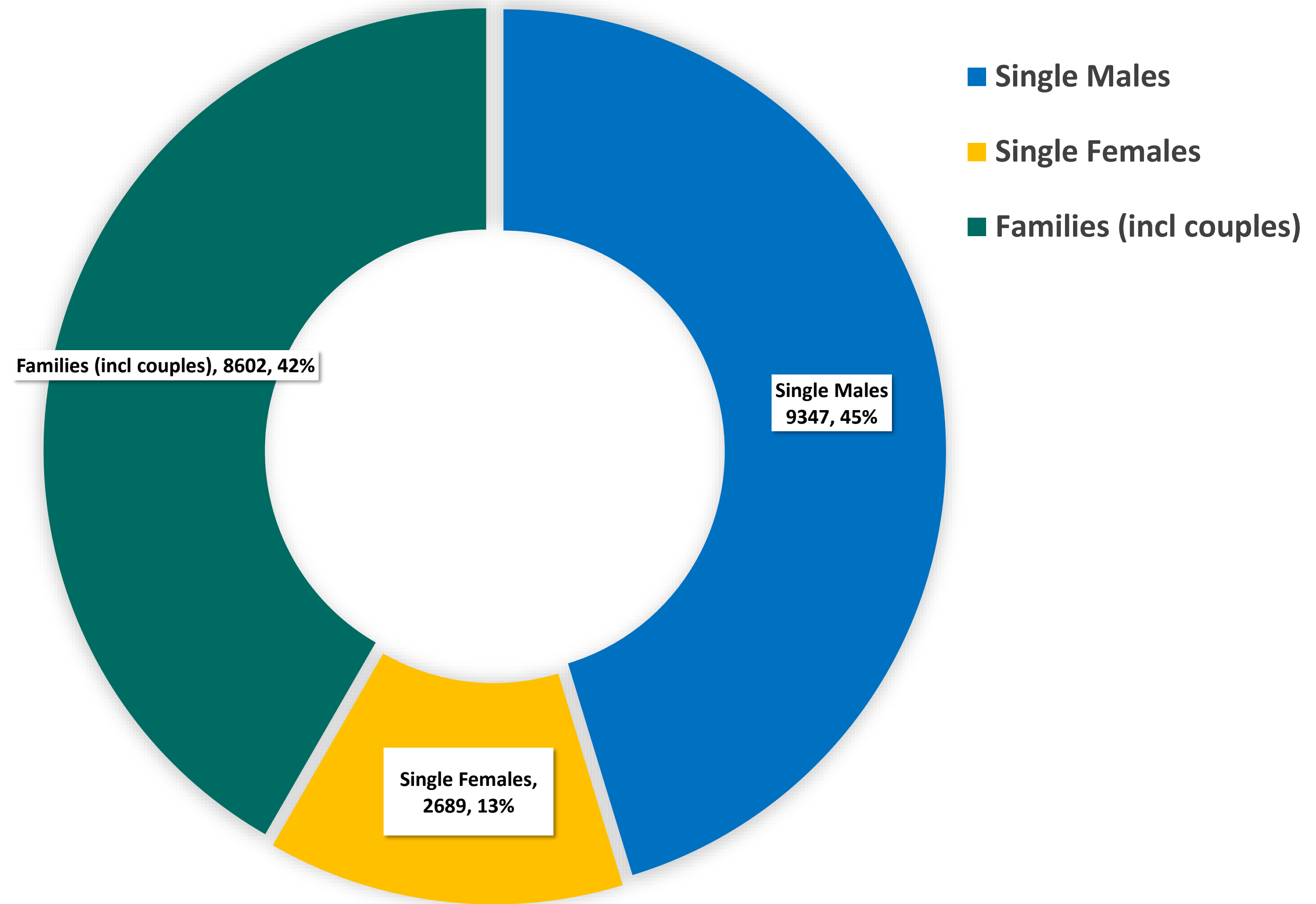
Daily: +31

Weekly: +219

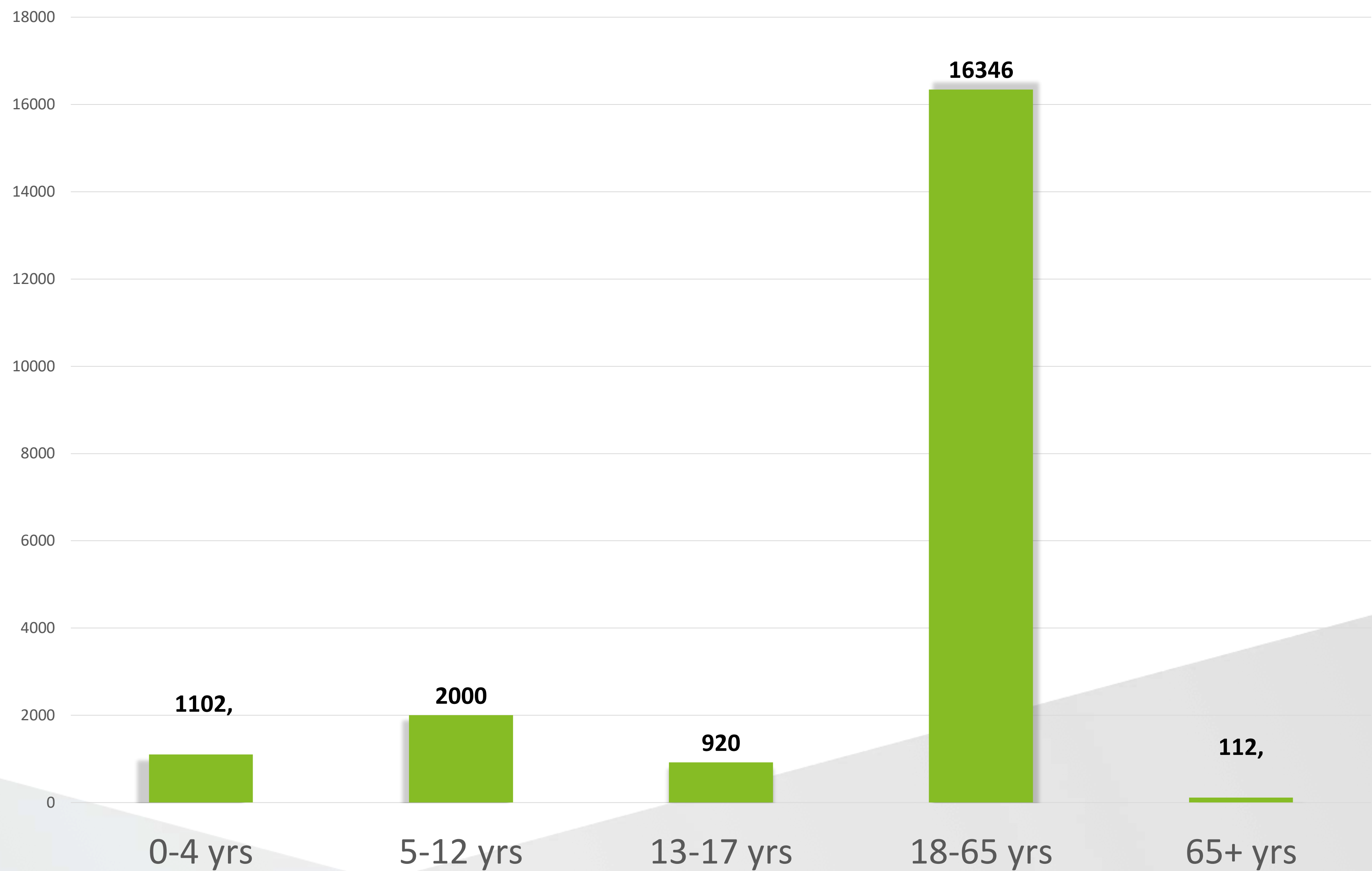
**Total IPAS
Applicants 2023
2,636**



Family breakdown of all IPAS Residents



As per RAU stats the following is the Age Breakdown of IPAS Residents:





**An Roinn Leanaí, Comhionannais,
Míchumais, Lánpháirtíochta agus Óige**
Department of Children, Equality,
Disability, Integration and Youth