



An Roinn Airgeadais  
Department of Finance



# Fiscal Monitor

## Incorporating the Exchequer Statement

March 2023

Prepared by the Economic Division  
Department of Finance  
[finance.gov.ie](https://finance.gov.ie)

## Contents

<b>Summary</b>		<b>3</b>
<b>1</b>	<b>Revenue</b>	<b>4</b>
1.1	Direct Taxes	4
1.2	Indirect Taxes	4
1.3	Capital Taxes	4
1.4	Other Taxes	5
1.5	Non-Tax Revenue	5
1.6	Capital Receipts	5
<b>2</b>	<b>Expenditure</b>	<b>8</b>
2.1	Gross Voted Expenditure	8
2.2	Net Voted Expenditure	8
2.3	Non-Voted Expenditure	9
2.4	Debt Servicing Costs	9
<b>3</b>	<b>Appendices</b>	<b>10</b>
3.1	Exchequer Statement - End-March 2023	10
3.2	Analytical Exchequer Statement – End-March 2023	14
3.3	Analysis of Taxation Receipts – End-March 2023	15
3.4	Analysis of Net Voted Expenditure – End-March 2023	16
3.5	Analysis of Gross Voted Expenditure – End-March 2023	18



While the ISSCoP applies to the Fiscal Monitor it does not cover the profiles nor the commentary about the profiles.

The data and analysis set out in this document are compiled by Department of Finance staff. Every effort is made to ensure accuracy and completeness. When errors are discovered, corrections and revisions are incorporated into the digital edition available on the Department's website. Any substantive change is detailed in the online version.

All outturn figures in this document are provisional. Final annual figures, as audited by the Comptroller and Auditor General, will be available in the Finance and Appropriation Accounts 2023.

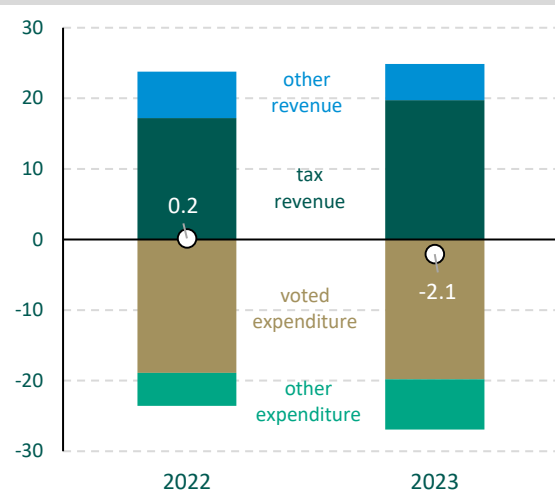
Rounding may affect totals throughout this document.

## SUMMARY

- > Overall, an Exchequer deficit of €2.1 billion was recorded in the first quarter. This compares with a surplus of €0.2 billion in the same period last year, with the difference driven by the transfer of €4 billion to the *National Reserve Fund* (NRF) in February this year (**figure 1A**).
- > On a 12-month rolling basis, the Exchequer recorded a surplus of €2.8 billion (**figure 1B**). Excluding one-offs (transfers to the NRF, proceeds from the disposal of bank equity and estimated 'excess' corporation tax receipts), a deficit of €3½ billion was recorded on a 12-month rolling sum basis.
- > Tax receipts of €19.7 billion were collected in the first quarter, ahead of the same period last year by €2.5 billion (almost 15 per cent), driven primarily by growth in income tax, VAT and, in particular, corporation tax.
- > Gross revenue in the first quarter stood at €24.9 billion, up 4.6 per cent compared to the same period last year. Excluding receipts from repayments of loans to the *Social Insurance Fund* (which boosted receipts last year but are net neutral overall),<sup>1</sup> gross revenue increased by €2.8 billion (12.7 per cent) on an annual basis.
- > Non-tax revenue and capital resources for the first quarter of the year stood at €1.2 billion, down from €2.9 billion in the same period last year. Appropriations-in-aid of €3.9 billion brought total other revenue to €5.1 billion.
- > Total expenditure in the first quarter amounted to €26.9 billion. Of this, gross voted expenditure stood at €19.8 billion, which was €0.9 billion (4.9 per cent) ahead of the same period last year. Non-voted expenditure accounted for €7.1 billion, €2.4 billion ahead of the same period in 2022 driven by the €4 billion transfer to the *National Reserve Fund* but offset somewhat by the reduction in the loan to the *Social Insurance Fund* (which is net neutral overall).

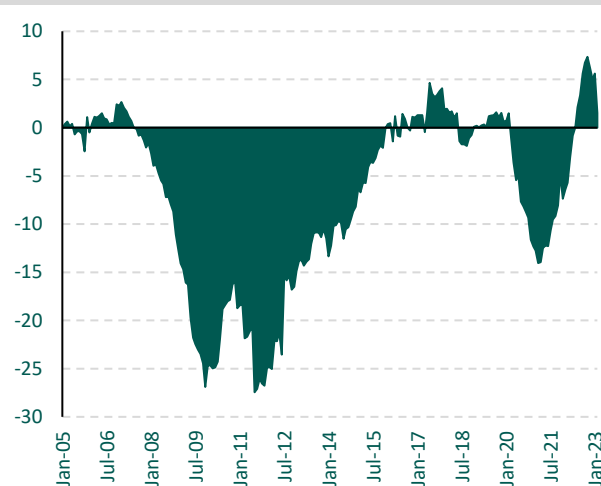
**Figure 1: exchequer balance**

A: composition of year-to-date exchequer balance, € bn



Source: Department of Finance

B: exchequer balance, 12-month rolling sum, € bn



Source: Department of Finance

<sup>1</sup> Capital receipts in 2022 were boosted by a technical in-month repayment to the Exchequer of a cash flow loan from the *Social Insurance Fund*, which is net neutral overall and simultaneously reflected in non-voted capital expenditure. The decline in capital receipts in 2023 is therefore due to this 'base effect'. These transactions have no impact on the Exchequer balance.

## Section 1: Revenue

Gross Exchequer revenue in the first quarter amounted to €24.9 billion, up by 4.6 per cent when compared with the same period last year. Excluding receipts from repayments of loans to the *Social Insurance Fund* (which boosted receipts last year but are net neutral overall), gross revenue increased by €2.8 billion (12.7 per cent) on an annual basis.

Tax receipts of €8.4 billion were collected in March, an increase of €1.2 billion (17½ per cent) on the same month last year. On a cumulative basis, receipts of €19.7 billion are ahead of the first quarter of last year by €2.5 billion (almost 15 per cent), driven primarily by income tax, VAT and, in particular, corporation tax.

Non-tax revenue and capital resources for the first quarter stood at €1.2 billion, down from €2.9 billion in the same period last year. Appropriations-in-aid of €3.9 billion brought total other revenue to €5.1 billion.

### 1.1: Direct Taxes

**Income tax** receipts of €2.3 billion were up on March last year by €0.2 billion (9.8 per cent). On a cumulative basis, income tax receipts of €7.4 billion were €0.6 billion (8.1 per cent) higher than in the first quarter of last year ([figure 3A](#)).

**Corporation tax** receipts of €2.6 billion were collected in March, up €1 billion on the same month last year. In the first quarter, corporate tax receipts amounted to €3.2 billion, €1.3 billion higher than in the same period last year ([figure 4A](#)). While subject to some uncertainty, preliminary indications suggest that this may reflect, in part, a timing issue i.e. the earlier payment of receipts.

### 1.2: Indirect Taxes

**VAT** receipts amounted €2.7 billion in March, €0.2 billion (9.5 per cent) higher than a year earlier. VAT receipts in the first quarter totaled €6.8 billion, €0.9 billion (16 per cent) higher than in the same quarter last year ([figure 5A](#)).

The year-on-year comparison is skewed by some €200 million in receipts that had been withheld to fund potential repayments late last year and that have since been returned to the Exchequer. If this is adjusted for, VAT in the quarter stood at €6.6 billion, up by €0.7 billion (12½ per cent) on last year.

**Excise duty** receipts of €0.5 billion were up slightly on March last year (by €32 million, 7.4 per cent). On a cumulative basis, excise receipts of €1.3 billion are up somewhat (by €52 million, 4.3 per cent) on the first quarter of 2022 ([figure 6A](#)).

### 1.3: Capital Taxes

**Stamp Duty** receipts of €105 million were collected in March, down by €16 million on March last year. Cumulative stamp duty receipts of €309 million in the first quarter are, as a result, down by €66 million (18 per cent) relative to the same period last year.

**Capital Gains Tax** receipts were €25 million in the month, flat on March last year. Capital Gains Tax at the end of the first quarter 2023 stood at €277 million, largely unchanged relative to the same period last year.

**Capital Acquisitions Tax** collected in the month amounted to €19 million, down somewhat on March 2022. Cumulative CAT receipts of €58 million are likewise down (by €6 million) on the same period last year.

#### 1.4: Other Taxes

**Motor tax** receipts of €84 million were collected in March, up by €4 million on the same month last year. Cumulative motor tax receipts of €249 million are broadly level with the same period in 2022 (ahead by 2.4 per cent).

**Customs** receipts of €47 million were collected in the month, down by €1 million on March last year. Cumulative customs receipts of €126 million are down by €34 million on the first quarter of last year.

#### 1.5: Non-Tax Revenue

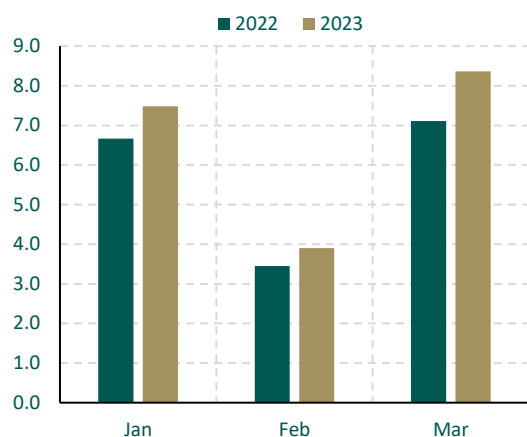
**Non-tax revenue** in the first quarter amounted to €140 million, up by €9 million compared to the same period last year.

#### 1.6: Capital Receipts

**Capital receipts** in the first quarter of the year amounted to €1.1 billion, down by €1.7 billion on the same month last year. The decrease is driven by a reduction in the repayment of the loan to the *Social Insurance Fund* which is net neutral overall. Capital receipts in the period have also been boosted by €0.3 billion from the proceeds of the sale of AIB shares.

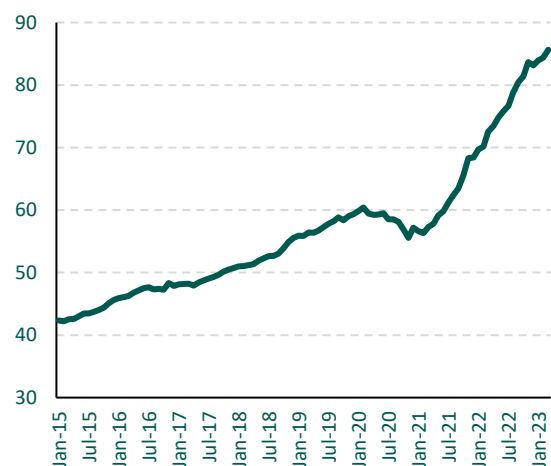
**Figure 2: total tax developments**

A: receipts, € bn



Source: Department of Finance

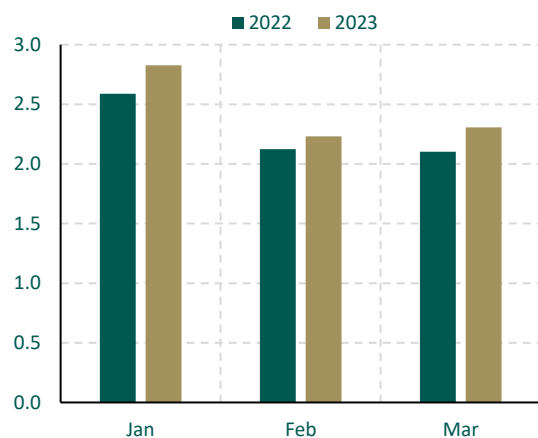
B: receipts, 12 month rolling sum, € bn



Source: Department of Finance

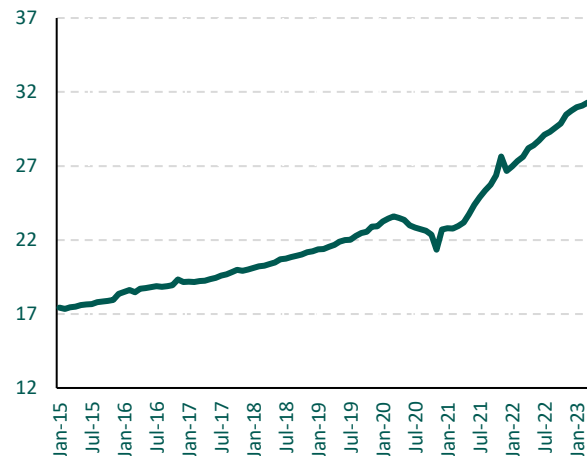
**Figure 3: income tax developments**

A: receipts, € bn



Source: Department of Finance

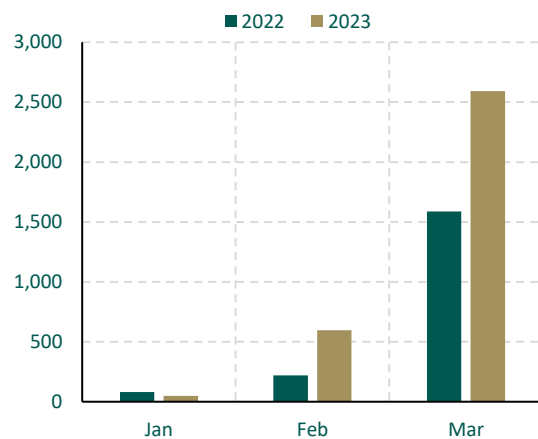
B: receipts, 12 month rolling sum, € bn



Source: Department of Finance

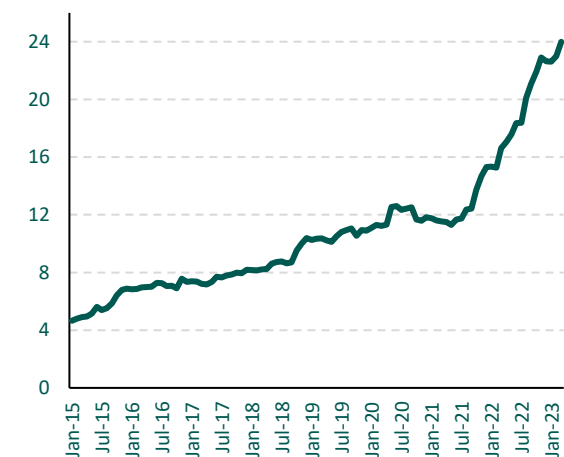
**Figure 4: corporation tax developments**

A: receipts, € million



Source: Department of Finance

B: receipts, 12 month rolling sum, € bn



Source: Department of Finance

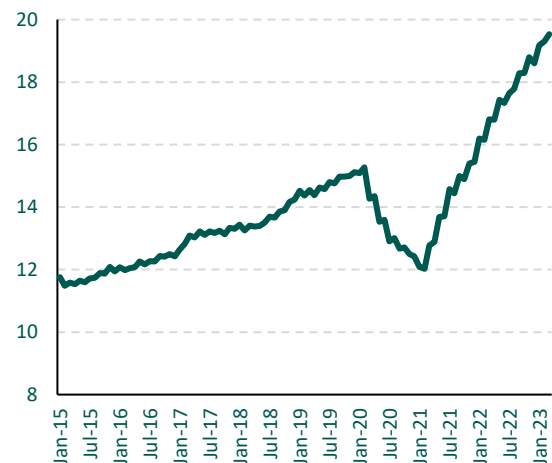
**Figure 5: VAT developments**

A: receipts, € bn



Source: Department of Finance

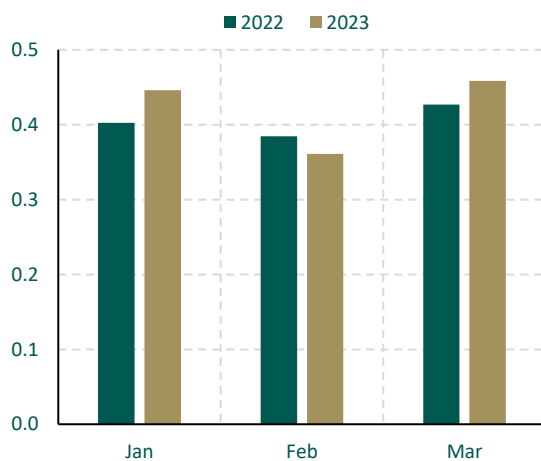
B: receipts, 12 month rolling sum, € bn



Source: Department of Finance

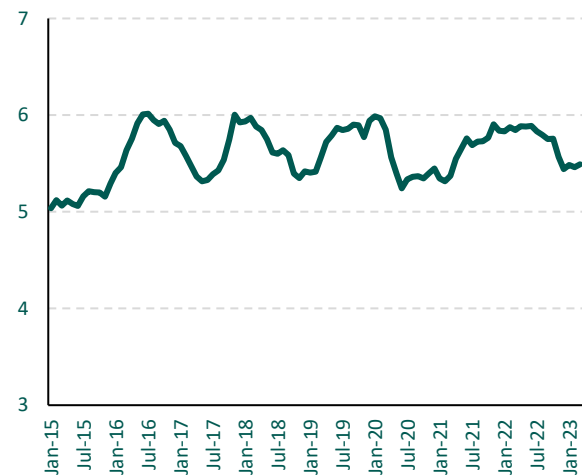
**Figure 6: excise developments**

A: receipts, € bn



Source: Department of Finance

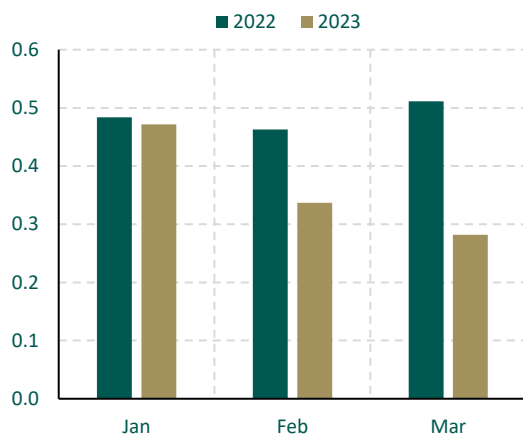
B: receipts, 12 month rolling sum, € bn



Source: Department of Finance

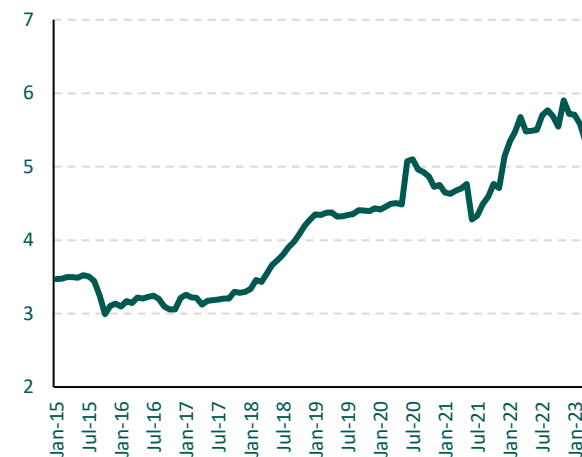
**Figure 7: other tax developments**

A: receipts, € bn



Source: Department of Finance

B: receipts, 12 month rolling sum, € bn



Source: Department of Finance

## Section 2: Expenditure

Exchequer expenditure in the first quarter totalled €26.9 billion, consisting of gross voted and non-voted expenditure of €19.8 billion and €7.1 billion respectively.

### 2.1: Gross Voted Expenditure

**Total gross voted expenditure** in the first quarter amounted to €19.8 billion, which was €0.9 billion (4.9 per cent) ahead of the same period in 2022 and €0.6 billion (2.8 per cent) below profile.

**Gross voted current expenditure** of €18.6 billion in the first quarter was €0.6 billion (3.5 per cent) above the same period last year and €0.2 billion (1.3 per cent) below profile (**figure 8A**).

**Gross voted capital expenditure** of €1.2 billion in the first quarter was €0.3 billion (33.9 per cent) ahead of the same period last year and €0.3 billion (21.8 per cent) below profile (**figure 8B**).

### 2.2: Net Voted Expenditure

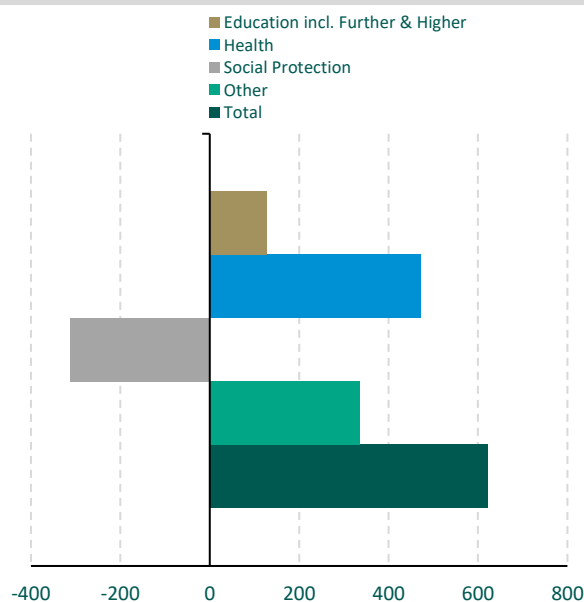
**Total net voted expenditure** in the first quarter amounted to €15.9 billion, which was €0.7 billion (4.4 per cent) ahead of the same period last year and €0.7 billion (4.0 per cent) below profile.

**Net voted current expenditure** of €14.7 billion in the first quarter was up €0.4 billion (2.6 per cent) on an annual basis and €0.3 billion (2.1 per cent) below profile.

**Net voted capital expenditure** in the first quarter was €1.2 billion, €0.3 billion (35.1 per cent) ahead of the same period in 2022 and €0.3 billion (22.1 per cent) below profile.

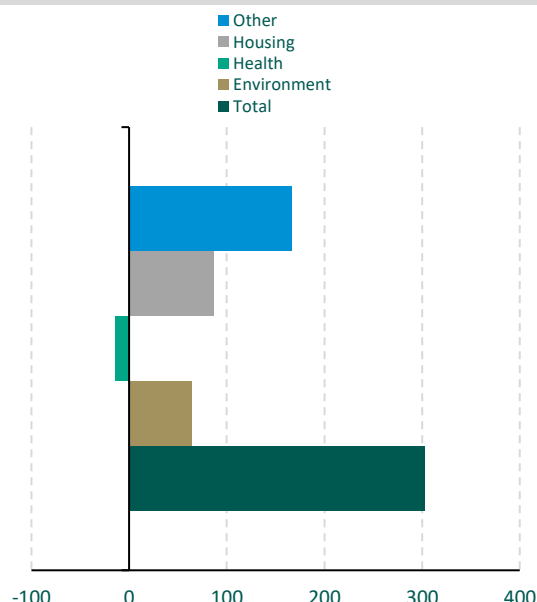
**Figure 8: gross voted expenditure**

A: Current expenditure, change y-on-y, €m



Source: Department of Public Expenditure, National Development Plan Delivery and Reform

B: Capital expenditure, change y-on-y, €m



Source: Department of Public Expenditure, National Development Plan Delivery and Reform



## 2.3: Non-Voted Expenditure

**Non-voted current expenditure**, excluding debt servicing costs, stood at €1.2 billion in the first quarter, up by €0.2 billion (16.3 per cent) on the same period last year, mainly due to an increase in the contribution to the EU Budget.

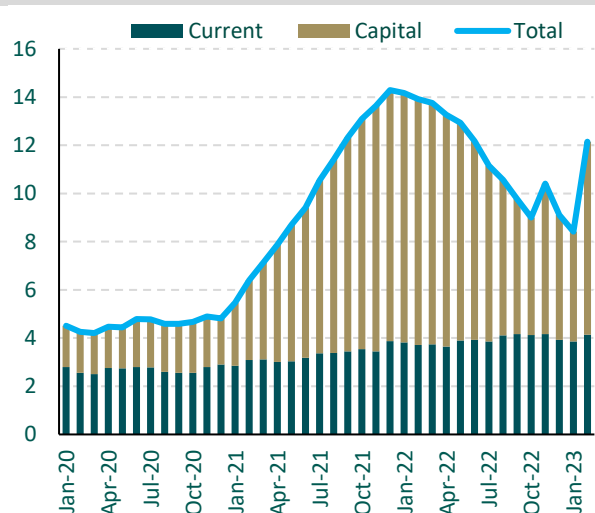
**Non-voted capital expenditure** in March stood at €4 billion, up by €2.3 billion on the same period in 2022. The increase is due to the transfer of €4 billion to the *National Reserve Fund*, which was offset somewhat by a reduction in the loan to the *Social Insurance Fund* of €1.7 billion last year (which is net-neutral and ceased from end-June 2022) (**figure 9A**).

## 2.4: Debt Servicing Costs

Exchequer debt service expenditure in the first quarter was €2 billion – this was down slightly on the same period last year, by €61 million (3 per cent). On a 12 month rolling basis, total debt servicing costs amounted to €4.2 billion (**figure 9B**).

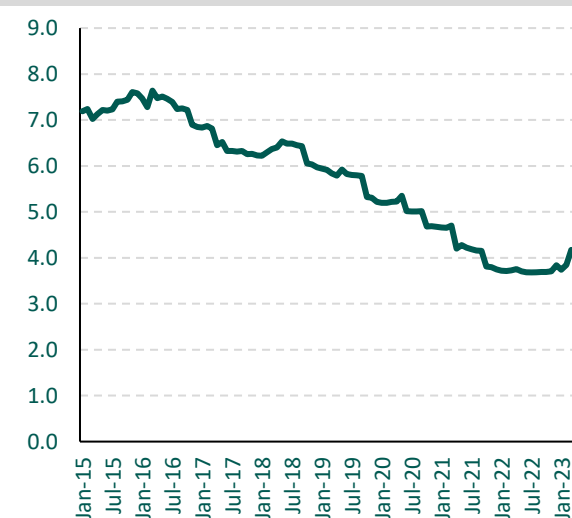
**Figure 9: non-voted expenditure**

A: non-voted expenditure excluding debt servicing costs<sup>2</sup>, € bn



Source: Department of Finance

B: debt servicing costs, 12-month rolling sum, € bn



Source: Department of Finance

<sup>2</sup> Non-voted capital expenditure impacted by technical in-month loan to Social Insurance Fund.

## Section 3: Appendices

### 3.1: Exchequer Statement - End-March 2023

		2022	2023
		1 Jan to 31 Mar	1 Jan to 31 Mar
		€000	€000
<b>Receipts and Expenditure - Current</b>			
<b>Receipts</b>			
Tax Revenue	Note 1	17,223,821	19,741,956
Non-Tax Revenue	Note 2	131,093	140,322
<b>Total</b>		<b>17,354,914</b>	<b>19,882,278</b>
<b>Expenditure</b>			
Voted expenditure <sup>^</sup>	Note 4	(14,067,070)	(14,702,613)
Sinking Fund			
Other Non-Voted expenditure <sup>^^</sup>	Note 5	(3,014,278)	(3,116,075)
<b>Total</b>		<b>(17,081,348)</b>	<b>(17,818,688)</b>
<b>Surplus / (Deficit) on Current Account</b>		<b>273,566</b>	<b>2,063,590</b>
<b>Receipts and Expenditure - Capital</b>			
<b>Receipts</b>			
Other Capital Receipts	Note 3	2,727,902	1,051,994
<b>Total</b>		<b>2,727,902</b>	<b>1,051,994</b>
<b>Expenditure</b>			
Voted expenditure <sup>^</sup>	Note 4	(1,137,084)	(1,178,016)
Non-Voted expenditure <sup>^^^</sup>	Note 6	(1,708,056)	(4,009,216)
<b>Total</b>		<b>(2,845,140)</b>	<b>(5,187,232)</b>
<b>Surplus / (Deficit) on Capital Account</b>		<b>(117,237)</b>	<b>(4,135,239)</b>
<b>Exchequer Surplus/ (Deficit)</b>		<b>156,329</b>	<b>(2,071,649)</b>
<b>Source and Application of Funds</b>			
Total (Borrowing) / Repayment	Note 7	(1,504,512)	(3,982,673)
Total Increase / (Decrease) in Exchequer Deposits <sup>^^^^</sup>	Note 8	1,660,841	1,911,024
<b>Exchequer Surplus/ (Deficit)</b>		<b>156,329</b>	<b>(2,071,649)</b>

<sup>^</sup> Departmental Expenditure Voted Annually by *Dáil Éireann*.

<sup>^^</sup> Non-discretionary Expenditure charged directly on the Central Fund.

<sup>^^^</sup> Expenditure charged under particular legislation.

<sup>^^^^</sup> includes other balances.

Note 1: Tax Revenue		2022	2023
		€000	€000
Tax Head	Customs	159,700	126,100
	Excise Duty	1,213,719	1,265,367
	Capital Gains Tax	275,715	276,719
	Capital Acquisitions Tax	63,252	57,502
	Stamps	375,780	309,447
	Income Tax	6,812,159	7,366,790
	Corporation Tax	1,889,469	3,238,518
	Value Added Tax	5,850,858	6,781,197
	Training and Employment Levy	6	0
	Unallocated Tax Receipts	339,624	71,014
	Motor Tax Receipts	243,539	249,302
	<b>Total</b>	<b>17,223,821</b>	<b>19,741,956</b>

Note 2: Non-Tax Revenue		2022	2023
		€000	€000
Surplus Incomes/Royalties	National Lottery Surplus	58,290	43,144
	Central Bank Issue of Coins	0	2,193
Interest on Loans	Other Advances	123	1,458
Dividends	Eirgrid Dividend	0	4,000
Other Receipts	Property Registration Authority Fees	17,000	18,350
	Motoring Fines	319	3,152
	Other Receipts collected by Departments etc.	55,216	51,104
	Miscellaneous	145	16,689
	Pension Levy	0	231
<b>Total</b>		<b>131,093</b>	<b>140,322</b>

Note 3: Capital Receipts		2022	2023
		€000	€000
EU Receipts	European Regional Development Fund	0	15,941
	EU Just Transition Fund	0	845
Loan Repayments	FEOGA Intervention	655,000	670,000
	Repayment of Loans to Social Insurance Fund	1,700,000	0
	EU Stability Support to Greece	4,343	26,058
	Repayment of loans to Insurance Compensation Fund	27,100	0
	Repayment of advances to supply account^	241,156	0
Other Receipts	Miscellaneous Capital Receipts	200	44,568
	Sale of Telephone Licences	0	7,600
	Enterprise Ireland	100,104	0
	AIB Share sale Receipts	0	286,982
<b>Total</b>		<b>2,727,902</b>	<b>1,051,994</b>

^ as per appropriation act

Note 4: Voted Departmental Expenditure – current and capital		2022	2023
		€000	€000
Vote Group	Agriculture, Food and the Marine	(241,735)	(184,300)
	Tourism, Culture, Arts, Gaeltacht, Sport and Media	(145,671)	(141,814)
	Environment, Climate and Communications	(345,849)	(215,582)
	Defence	(214,120)	(252,231)
	Education	(2,346,964)	(2,459,674)
	Enterprise, Trade and Employment	(99,494)	(191,272)
	Housing, Local Government and Heritage	(684,134)	(661,993)
	Foreign Affairs	(237,673)	(221,819)
	Finance Group	(109,151)	(119,795)
	Health	(5,050,951)	(5,530,142)
	Social Protection	(3,253,803)	(2,929,610)
	Justice Group	(644,514)	(691,847)
	Taoiseach's Group (incl Legal Votes)	(57,515)	(58,271)
	Transport	(375,084)	(351,029)
	Children, Equality, Disability, Integration and Youth	(519,495)	(1,013,329)
	Rural & Community Development	(57,636)	(80,275)
	Public Expenditure and Reform	(195,547)	(150,962)
	Further and Higher Education, RIS ^	(624,818)	(626,684)
<b>Total</b>		<b>(15,204,154)</b>	<b>(15,880,629)</b>
^ Research, Innovation and Science			

Note 5: Non-Voted Current Expenditure		2022	2023
		€000	€000
National debt service	Interest	(1,972,436)	(1,912,272)
	Other Debt Management Expenses	(45,015)	(44,604)
Other non-voted exp.	Contribution to EU Budget	(882,800)	(1,037,465)
	Election Expenses	(255)	(262)
	Payments to Political Parties under the Electoral Acts	(3,634)	(3,907)
	Salaries, Pensions and Allowances	(13,703)	(14,604)
	Oireachtas Commission	(30,351)	(35,717)
	IDA & ADF - Payments under Development Banks Acts	(29,731)	(33,788)
	Miscellaneous	(18)	(20)
	Post & Telecommunications Services Act 1983	(22,076)	(18,220)
	Pensions Insolvency Payment (Amendment) Scheme	(1,308)	(1,255)
	Irish Fiscal Advisory Council	(187)	(188)
	Securities Market Programme related payment	(2,770)	0
	Payments to DSP under S48B of Pensions Act 1990	(1,868)	(1,763)
	African Development Fund	(8,128)	(8,128)
	Forestry Act 1988, Sn 44	0	(3,882)
<b>Total</b>		<b>(3,014,278)</b>	<b>(3,116,075)</b>
^ per 2005			
^^ as per 2011			

Note 6: Non-Voted Capital Expenditure		2022	2023
		€000	€000
Loans	Loans to Social Insurance Fund	(1,700,000)	0
Investment in	IFCA Act 1957 Payments	(1,947)	(2,008)
International Bodies^	African Development Bank	(6,095)	(6,174)
Other payments	Other Payments under Statute	(13)	(1,034)
	National Surplus (Reserve Fund)	0	(4,000,000)
<b>Total</b>		<b>(1,708,056)</b>	<b>(4,009,216)</b>
^ Investment in International Bodies			

Note 7: Source and Application of Funds – (borrowing) / repayment		2022	2023
		€000	€000
Borrowing from Min. Funds		(470,236)	(84,267)
Irish Government Bonds		3,453,078	3,899,653
Other Medium/Long Term Debt		(100,000)	0
Short Term Paper		(3,825,251)	(7,548,399)
SPEM Surplus (Non NTMA)		(385,396)	(226,378)
State Saving Schemes		(176,707)	(23,282)
<b>Total</b>		<b>(1,504,512)</b>	<b>(3,982,673)</b>

Note 8: Increase / (decrease) in Exchequer Deposits and other balances		2022	2023
		€000	€000
Increase / (Decrease) in Exchequer Balance		1,485,841	1,275,156
Increase / (Decrease) in Deposits, Notes & Treasury Bills		175,000	635,868
<b>Total</b>		<b>1,660,841</b>	<b>1,911,024</b>

### 3.2: Analytical Exchequer Statement<sup>3</sup> - End-March 2023

	End-March 2023 Outturn	End-March 2022 Outturn	Y-on-Y €m	Y-on-Y %
<b>(A) Revenue</b>				
: tax revenue	23,829	21,038	2,791	13.3
- Income tax	19,742	17,224	2,518	14.6
- VAT	7,367	6,812	555	8.1
- Corporation tax	6,781	5,851	930	15.9
- Excise duties	3,239	1,889	1,349	71.4
- Other taxes	1,265	1,214	52	4.3
: A-in-As (incl. PRSI, NTF and balances)	1,090	1,458	-368	-25.2
: non-tax revenue	3,930	3,683	247	6.7
: capital resources	140	131	9	7.0
<b>(B) Expenditure</b>	<b>22,925</b>	<b>21,900</b>	<b>1,025</b>	<b>4.7</b>
: gross voted current expenditure	18,619	17,998	621	3.5
: gross voted capital expenditure	1,191	890	302	33.9
: non-voted current expenditure	3,114	3,012	102	3.4
- interest on national debt	1,912	1,972	-60	-3.1
<b>(C) = balance of transactions with GG impact<sup>^</sup></b>	<b>904</b>	<b>-861</b>	<b>1,766</b>	<b>205.0</b>
<b>(D) Revenue with no GG impact</b>	<b>1,035</b>	<b>2,728</b>	<b>-1,692</b>	<b>-62.0</b>
: non-tax revenue	0	0	0	-
: capital resources	1,035	2,728	-1,692	-62.0
<b>(E) Expenditure with no GG impact</b>	<b>4,011</b>	<b>1,710</b>	<b>2,301</b>	<b>134.6</b>
: non-voted current expenditure	2	2	0	-
: non-voted capital expenditure	4,009	1,708	2,301	134.7
<b>(F) = balance of transactions with no GG impact<sup>^</sup></b>	<b>-2,976</b>	<b>1,018</b>	<b>-3,994</b>	<b>-392.4</b>
<b>(A+D) Gross total revenue</b>	<b>24,864</b>	<b>23,766</b>	<b>1,098</b>	<b>4.6</b>
<b>(B+E) Gross total expenditure</b>	<b>26,936</b>	<b>23,610</b>	<b>3,326</b>	<b>14.1</b>
<b>(C+F) Exchequer balance</b>	<b>-2,072</b>	<b>156</b>	<b>-2,228</b>	<b>-1425.2</b>

Notes: A more detailed version of this table is available at  
<https://www.gov.ie/en/publication/df821-march-2023-analytical-statement/>  
Rounding may affect totals.

The main transactions with no general government impact have been removed from the first section of this document. Their removal allows better visibility of the day-to-day receipts into and expenditure from the Exchequer account.

<sup>^</sup> C = A - B; F = D - E

<sup>3</sup> Further information on general government revenue and expenditure is made available on a monthly basis at  
<https://www.gov.ie/en/collection/d5cef7-monthly-revenues-and-expenditures-of-all-subsectors-of-general-gover/>

### 3.3: Analysis of Taxation Receipts – End-March 2023

Exchequer Tax Receipts	Year-on-Year Performance - Cumulative			
	End-March 2023 Outturn €m	End-March 2022 Outturn €m	Y-on-Y Change €m	Y-on-Y Change %
Income Tax (including USC)	7,367	6,812	555	8.1
VAT	6,781	5,851	930	15.9
Corporation Tax	3,239	1,889	1,349	71.4
Excise	1,265	1,214	52	4.3
Stamps	309	376	-66	-17.7
Capital Gains Tax	277	276	1	0.4
Capital Acquisitions Tax	58	63	-6	-9.1
Customs	126	160	-34	-21.0
Levies	0	0	0	-
Motor Tax	249	244	6	2.4
Unallocated Tax Deposits	71	340	-269	-
<b>Total</b>	<b>19,742</b>	<b>17,224</b>	<b>2,518</b>	<b>14.6</b>

Note: Rounding may affect totals

Exchequer Tax Receipts	Year-on-Year Performance - Monthly			
	March 2023 Outturn €m	March 2022 Outturn €m	Y-on-Y Change €m	Y-on-Y Change %
Income Tax (including USC)	2,308	2,101	206	9.8
VAT	2,718	2,482	236	9.5
Corporation Tax	2,592	1,589	1,004	63.2
Excise	458	427	32	7.4
Stamps	105	121	-16	-13.3
Capital Gains Tax	25	24	1	3.5
Capital Acquisitions Tax	19	22	-3	-15.2
Customs	47	48	-1	-2.5
Levies	0	0	0	-
Motor Tax	84	81	4	4.9
Unallocated Tax Deposits	2	216	-213	-
<b>Total</b>	<b>8,359</b>	<b>7,110</b>	<b>1,249</b>	<b>17.6</b>

Note: Rounding may affect totals

### 3.4: Analysis of Net Voted Expenditure – End-March 2023

MINISTERIAL VOTE GROUP	Profile*	Outturn	Variance	Variance	Y-on-Y**	Y-on-Y**	Annual Estimate			
	€m	€m	€m	%			Estimate 2023*	Outturn 2022***	Y-on-Y	Y-on-Y
					€m	%	€m	€m	€m	%
AGRICULTURE, FOOD AND THE MARINE	261	240	-21	-8.0	-57	-23.8	1,788	1,454	334	22.9
Current	153	158	5	3.4	-64	-38.6	1,325	1,213	112	9.3
Capital	108	82	-26	-24.1	7	8.9	463	242	221	91.5
CHILDREN, EQUALITY, DISABILITY, INTEGRATION AND YOUTH	900	1,023	123	13.7	494	95.1	3,253	2,700	553	20.5
Current	856	1,012	156	18.2	486	94.1	3,150	2,643	507	19.2
Capital	44	11	-33	-74.2	8	246.4	103	57	46	80.2
DEFENCE	271	256	-16	-5.8	38	17.8	1,180	1,077	102	9.5
Current	234	224	-10	-4.2	28	14.6	1,004	934	70	7.5
Capital	37	31	-6	-	10	47.1	176	143	33	22.7
EDUCATION	2,474	2,460	-14	-0.6	113	4.8	9,675	9,769	-94	-1.0
Current	2,267	2,216	-51	-2.3	26	1.2	8,815	8,651	164	1.9
Capital	207	244	37	17.9	87	55.2	860	1,119	-259	-23.1
ENTERPRISE, TRADE AND EMPLOYMENT	279	190	-89	-31.8	92	92.2	1,549	753	797	105.9
Current	203	131	-72	-35.6	80	155.9	969	291	678	233.0
Capital	76	59	-16	-21.7	11	-6.4	581	462	119	25.8
ENVIRONMENT, CLIMATE AND COMMUNICATIONS	203	161	-42	-20.7	-130	-37.7	1,055	2,358	-1,303	-55.2
Current	46	43	-3	-6.4	-194	-66.7	184	1,738	-1,555	-89.4
Capital	158	119	-39	-24.8	64	115.8	872	620	252	40.6
FINANCE	133	127	-6	-4.6	11	9.8	534	477	57	11.9
Current	128	125	-3	-2.5	10	8.8	506	459	47	10.3
Capital	5	2	-3	-60.9	1	128.4	29	19	10	52.0
FOREIGN AFFAIRS	251	225	-26	-10.4	-16	-6.7	991	947	44	4.7
Current	249	224	-25	-10.0	-16	-6.8	966	932	34	3.7
Capital	3	1	-1	-51.0	0	10.1	25	15	10	65.7
FURTHER AND HIGHER EDUCATION	662	629	-33	-4.9	2	4.4	3,114	3,154	-40	-1.3
Current	609	581	-28	-4.5	-16	0.0	2,523	2,669	-146	-5.5
Capital	52	47	-5	-9.8	306	35.1	591	485	106	21.8
HEALTH	5,568	5,528	-40	-0.7	479	9.5	23,567	23,102	465	2.0
Current	5,434	5,413	-21	-0.4	490	9.9	22,384	21,945	439	2.0
Capital	134	115	-20	-14.6	-10	-8.3	1,183	1,156	26	2.3



HOUSING, LOCAL GOVERNMENT AND HERITAGE	867	667	-200	-23.0	-22	-3.2	6,337	5,331	1,006	18.9
Current	541	436	-106	-19.5	-108	-20.1	2,810	2,721	89	3.3
Capital	326	232	-94	-28.9	86	59.0	3,527	2,610	917	35.1
JUSTICE	716	692	-25	-3.4	47	7.3	3,185	2,958	228	7.7
Current	673	662	-11	-1.6	54	8.8	2,892	2,670	222	8.3
Capital	44	30	-14	-31.2	-6	-17.4	294	288	6	2.0
PUBLIC EXPENDITURE AND REFORM	250	214	-36	-14.4	-45	-22.8	1,140	950	190	20.1
Current	206	183	-24	-11.5	-54	-31.1	840	721	120	16.6
Capital	44	31	-12	-28.5	9	43.0	300	229	71	30.8
RURAL AND COMMUNITY DEVELOPMENT	101	80	-21	-20.5	23	39.3	384	317	67	21.3
Current	67	53	-14	-20.4	1	1.4	184	182	2	1.3
Capital	34	27	-7	-20.7	22	414.0	200	135	65	48.1
SOCIAL PROTECTION	2,957	2,924	-33	-1.1	-324	-10.0	11,923	12,469	-546	-4.4
Current	2,955	2,921	-34	-1.2	-326	-10.0	11,907	12,456	-549	-4.4
Capital	2	3	1	84.3	2	210.1	16	13	3	0.0
TAOISEACH	61	58	-4	-5.7	1	1.3	248	249	-2	-0.6
Current	61	58	-4	-5.7	1	1.3	248	249	-2	-0.6
Capital	-	-	-	-	-	-	-	-	-	-
TOURISM, CULTURE, ARTS, GAELTACHT, SPORT AND MEDIA	344	238	-106	-30.8	-4	-3	913	990	-78	-7.8
Current	125	114	-11	-8.8	-12	-9	700	803	-104	-12.9
Capital	19	18	-1	-3.8	8	73	213	187	26	13.9
TRANSPORT	438	370	-68	-15.6	-24	-6	3,491	3,341	150	4.5
Current	219	245	26	12.1	-14	-6	869	939	-70	-7.5
Capital	219	124	-95	-43.3	-10	-8	2,622	2,402	220	9.2
<i>Less DEPARTMENTAL BALANCES</i>		94					-	-	-	-
<b>Total Net Cumulative Voted Spending</b>	<b>16,536</b>	<b>15,881</b>	<b>-655</b>	<b>-4.0</b>	<b>676</b>	<b>4.4</b>	<b>74,328</b>	<b>72,398</b>	<b>1,931</b>	<b>2.7</b>
<b>Current</b>	<b>15,024</b>	<b>14,703</b>	<b>-321</b>	<b>-2.1</b>	<b>371</b>	<b>2.6</b>	<b>62,275</b>	<b>62,215</b>	<b>59</b>	<b>0.1</b>
<b>Capital</b>	<b>1,512</b>	<b>1,178</b>	<b>-334</b>	<b>-22.1</b>	<b>306</b>	<b>35.1</b>	<b>12,054</b>	<b>10,182</b>	<b>1,872</b>	<b>18.4</b>

Note: rounding may affect totals

\*These profiles reflect the Revised Estimates for Public Services 2023 published on 14 December 2022. For more details see <http://www.per.gov.ie/en/rev/>

\*\*Departmental balances are included for comparison purposes.

\*\*\*Capital carryover of €687,245 million from 2022 into 2023 is not included in these figures for comparison purposes.

### 3.5: Analysis of Gross Voted Expenditure – End-March 2023

MINISTERIAL VOTE GROUP	Profile*	Outturn	Variance	Variance	Y-on-Y €m	Y-on-Y %	Annual Estimate			
	€m	€m	€m	%			Estimate 2023* €m	Outturn 2022** €m	Y-on-Y €m	Y-on-Y %
AGRICULTURE, FOOD AND THE MARINE	420	381	-39	-9.2	53	16.1	2,165	1,858	306	16.5
Current	312	299	-13	-4.1	46	18.3	1,702	1,616	85	5.3
Capital	108	82	-26	-24.1	7	8.9	463	242	221	91.5
CHILDREN, EQUALITY, DISABILITY, INTEGRATION AND YOUTH	906	1,028	121	13.4	502	95.5	3,284	2,735	549	20.1
Current	862	1,016	154	17.9	494	94.5	3,181	2,678	503	18.8
Capital	44	11	-33	-74.2	8	246.4	103	57	46	80.2
DEFENCE	278	261	-17	-6.2	25	10.5	1,210	1,114	95	8.6
Current	241	230	-11	-4.6	15	7.0	1,034	971	63	6.5
Capital	37	31	-6	-15.9	10	45.1	176	144	32	22.6
EDUCATION	2,555	2,550	-5	-0.2	145	6.0	10,025	10,177	-152	-1.5
Current	2,348	2,305	-43	-1.8	58	2.6	9,165	9,057	108	1.2
Capital	207	244	37	18.0	87	54.8	860	1,121	-260	-23.2
ENTERPRISE, TRADE AND EMPLOYMENT	294	209	-86	-29.1	78	60.1	1,621	831	790	95.1
Current	218	148	-70	-32.1	69	87.9	1,036	362	674	186.3
Capital	76	61	-16	-20.5	9	17.6	586	469	116	24.8
ENVIRONMENT, CLIMATE AND COMMUNICATIONS	204	162	-42	-20.5	-190	-53.9	1,066	2,366	-1,300	-54.9
Current	47	44	-3	-6.2	-254	-85.3	194	1,746	-1,551	-88.9
Capital	158	119	-39	-24.8	64	115.8	872	620	252	40.6
FINANCE	149	143	-6	-4.1	18	14.0	600	551	50	9.0
Current	144	141	-3	-2.1	17	13.2	571	530	40	7.6
Capital	5	2	-3	-60.9	1	128.4	30	20	9	45.4
FOREIGN AFFAIRS	267	248	-20	-7.3	-16	-6.2	1,057	1,027	30	2.9
Current	265	246	-18	-6.9	-17	-6.3	1,032	1,012	20	2.0
Capital	3	1	-1	-51.0	0	10.1	25	15	10	65.7
FURTHER AND HIGHER EDUCATION	909	864	-46	-5.0	88	11.4	4,092	3,928	165	4.2
Current	854	814	-41	-4.8	69	9.2	3,497	3,432	65	1.9
Capital	55	50	-5	-9.0	20	64.8	595	496	100	20.1
HEALTH	5,612	5,571	-41	-0.7	458	9.0	24,006	23,560	446	1.9
Current	5,478	5,456	-22	-0.4	472	9.5	22,823	22,400	423	1.9
Capital	134	115	-20	-14.6	-14	-10.8	1,183	1,160	23	2.0

HOUSING, LOCAL GOVERNMENT AND HERITAGE	880	676	-204	-23.2	-26	-3.7	6,414	5,404	1,010	18.7
Current	553	444	-110	-19.8	-112	-20.2	2,884	2,792	93	3.3
Capital	326	232	-94	-28.9	86	59.1	3,530	2,612	918	35.1
JUSTICE	776	759	-16	-2.1	53	7.5	3,429	3,239	190	5.9
Current	732	729	-3	-0.4	59	8.9	3,135	2,951	184	6.2
Capital	44	30	-14	-31.2	-6	-17.4	294	288	6	2.0
PUBLIC EXPENDITURE AND REFORM	388	355	-32	-8.4	48	-3.6	1,671	1,501	169	11.3
Current	344	324	-20	-5.8	39	13.6	1,371	1,272	99	7.8
Capital	44	31	-12	-28.5	9	43.0	300	229	71	30.8
RURAL AND COMMUNITY DEVELOPMENT	110	90	-21	-18.8	20	29.0	429	372	57	15.2
Current	68	54	-14	-20.4	-2	-3.6	198	202	-4	-2.1
Capital	43	36	-7	-16.1	22	164.6	231	170	61	35.8
SOCIAL PROTECTION	5,928	5,898	-31	-0.5	-310	-5.0	23,901	24,629	-728	-3.0
Current	5,927	5,895	-32	-0.5	-312	-5.0	23,885	24,616	-731	-3.0
Capital	2	3	1	84.5	2	210.4	16	13	3	24.1
TAOISEACH	62	59	-3	-5.4	1	1.5	253	255	-2	-1.0
Current	62	59	-3	-5.4	1	1.5	253	255	-2	-1.0
Capital	-	-	-	-	-	-	0	-	-	-
TOURISM, CULTURE, ARTS, GAELTACHT, SPORT AND MEDIA	203	186	-18	-8.7	-19	-9.1	1,166	1,228	-62	-5.1
Current	184	167	-17	-9.2	-26	-13.5	951	1,039	-89	-8.5
Capital	19	18	-1	-3.8	8	73.4	215	189	26	14.0
TRANSPORT	443	371	-72	-16.2	-6	-1.5	3,516	3,363	154	4.6
Current	224	246	23	10.3	5	2.0	894	961	-66	-6.9
Capital	219	124	-95	-43.3	-10	-7.8	2,622	2,402	220	9.2
<b>Total Gross Cumulative Voted Spending</b>	<b>20,387</b>	<b>19,810</b>	<b>-577</b>	<b>-2.8</b>	<b>923</b>	<b>4.9</b>	<b>89,905</b>	<b>88,138</b>	<b>1,766</b>	<b>2.0</b>
<b>Current</b>	<b>18,864</b>	<b>18,619</b>	<b>-244</b>	<b>-1.3</b>	<b>621</b>	<b>3.5</b>	<b>77,805</b>	<b>77,892</b>	<b>-87</b>	<b>-0.1</b>
<b>Capital</b>	<b>1,524</b>	<b>1,191</b>	<b>-332</b>	<b>-21.8</b>	<b>302</b>	<b>33.9</b>	<b>12,100</b>	<b>10,247</b>	<b>1,854</b>	<b>18.1</b>

Note: rounding may affect totals

\*These profiles reflect the Revised Estimates for Public Services 2023 published on 14 December 2022. For more details see <http://www.per.gov.ie/en/rev/>

\*\*Capital carryover of €687,835 million from 2022 into 2023 is not included in these figures for comparison purposes



**An Roinn Airgeadais**  
Department of Finance

**Tithe an Rialtas. Sráid Mhuirfean Uacht,**  
**Baile Átha Cliath 2, D02 R583, Éire.**  
Government Buildings, Upper Merrion Street,  
Dublin 2, D02 R583, Ireland.

T:+353 1 676 7571  
@IRLDeptFinance  
[www.gov.ie/finance](http://www.gov.ie/finance)