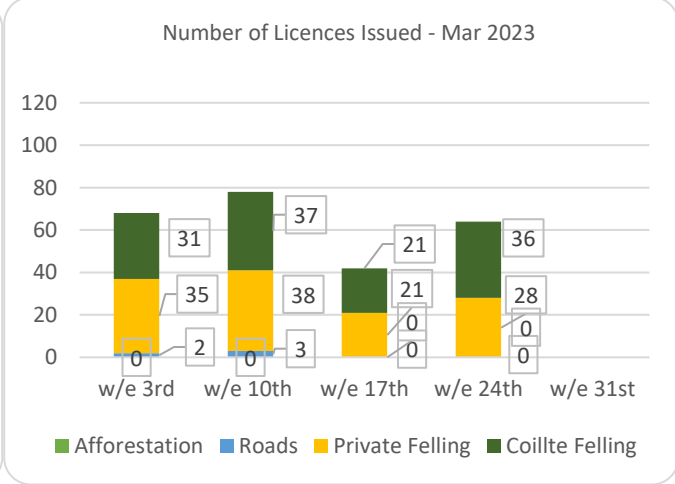
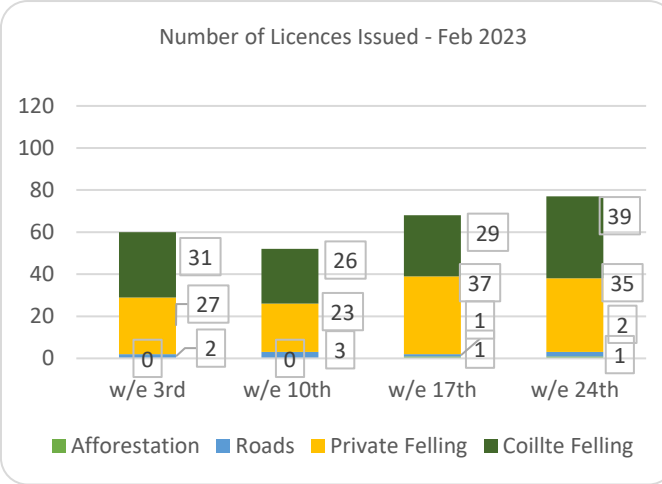
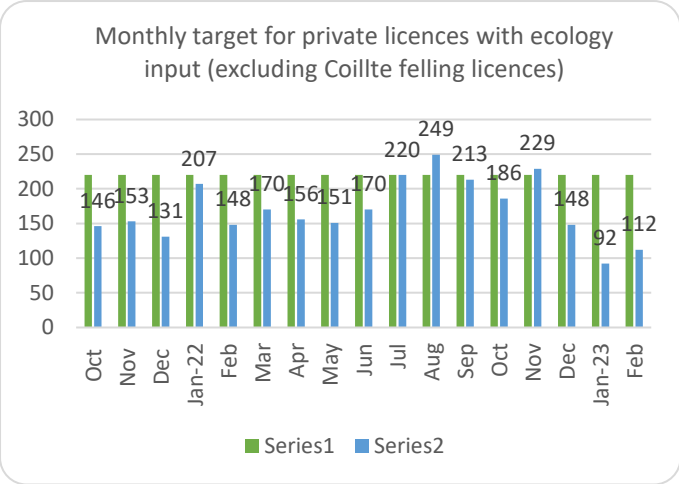
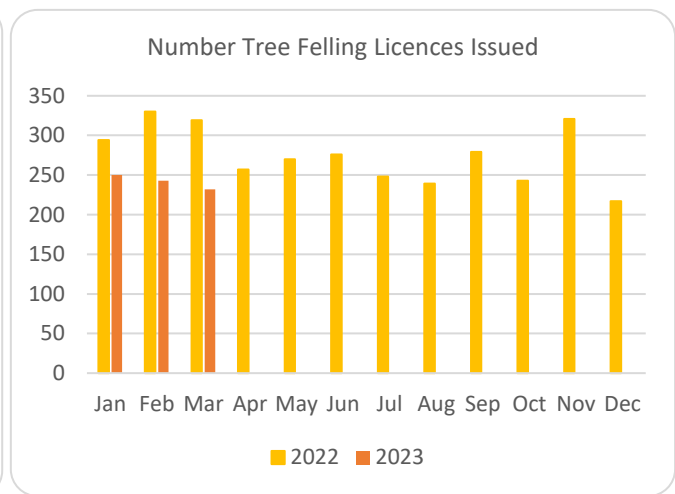
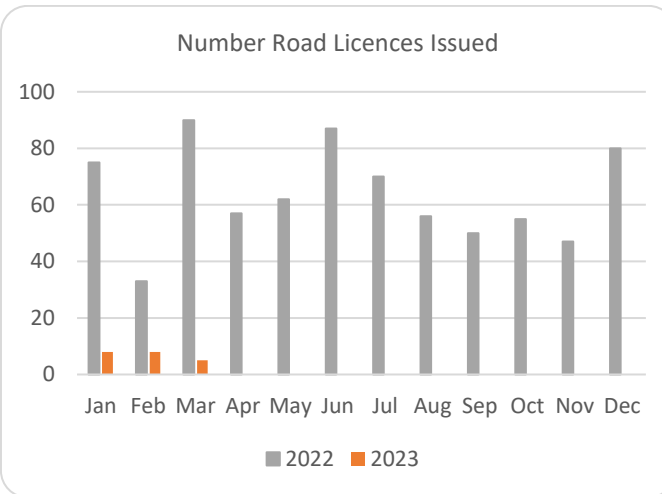
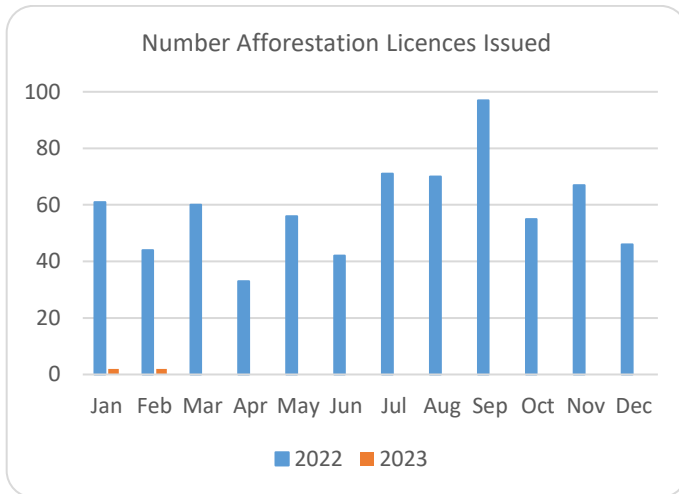


Forestry Licensing Dashboard – Week 4, March 2023



Forestry Licensing Dashboard – Week 4, March 2023

Hectares/Kilometres for Licences Issued

	Afforestation				Roads				Felling							
	Hectares				Kilometres				Hectares				Volume m ³			
	2020	2021	2022	2023	2020	2021	2022	2023	2020	2021	2022	2023	2021	2022	2023	
January	270	353	482	47	5	20	29	3	1,170	3,338	3,507	2,561	831,530	928,753	691,848	
February	531	463	269	39	10	30	14	3	1,400	1,939	3,858	3,039	531,010	853,328	888,069	
March	298	506	440	0	15	26	43	2	1,462	1,059	4,654	2,675	298,959	785,837	683,687	
April	566	627	183		16	18	25		1,437	1,311	4,071		303,190	661,988		
May	309	458	329		13	30	19		1,332	2,237	4,113		564,007	646,016		
June	166	293	317		9	28	39		694	4,108	4,219		933,153	848,877		
July	155	64	452		12	5	27		1,003	1,382	4,221		319,961	950,873		
August	214	125	527		10	19	17		1,904	1,302	3,959		343,035	730,507		
September	280	269	690		10	13	20		1,183	6,516	3,788		1,585,000	811,092		
October	570	300	479		7	18	23		2,387	3,772	3,090		1,003,661	791,141		
November	485	393	479		10	32	21		2,335	3,608	3,861		1,017,094	951,821		
December	499	395	326		13	26	15		1,935	2,283	2,686		722,367	734,549		
Totals	4,342	4,246	4,972	86	130	264	293	7	18,241	32,855	46,027	8,274	8,452,966	9,694,783	2,263,604	

Hectares/Kilometres Planted/Roads Constructed

	Hectares				Kilometres			
	2020	2021	2022	2023	2020	2021	2022	2023
January	136	181	69	66	17	5	6	6
February	273	216	267	23	6	4	5	5
March	262	165	290	82	5	5	6	2
April	212	113	135		8	3	4	
May*	350	259	304		9	6	5	
June*	284	309	208		6	7	5	
July	165	287	227		11	4	5	
August	137	161	217		8	9	8	
September	226	64	162		5	7	4	
October	67	59	144		10	5	10	
November	162	86	136		6	7	5	
December	161	116	115		6	9	7	
Totals*	2,435	2,016	2,273	171	98	70	70	13

*The figures for afforestation planted in 2023 (171ha) reflect afforestation that has been paid at first grant stage this year to date only, i.e. approvals under the old programme but who are finalising planting in 2023. The interim deminimis schemes are scheduled to begin in the coming weeks.

Valid Licence Appeals Received YTD	
Afforestation	8
Forest Roads	0
Tree Felling	1

As notified to DAFM by the FAC

Other Scheme Approvals YTD	
Recon & Under planting (RUS), Deminimis	6
NW Conservation	0

Felling Licences - current week		
Type	Hectares	No.
Thinning	151.61	13
Clear fell	475.01	51

	Applications Received YTD	Licences Issued YTD
Afforestation	39	4
Felling	209	725
Roads	116	21
Total	364	750

