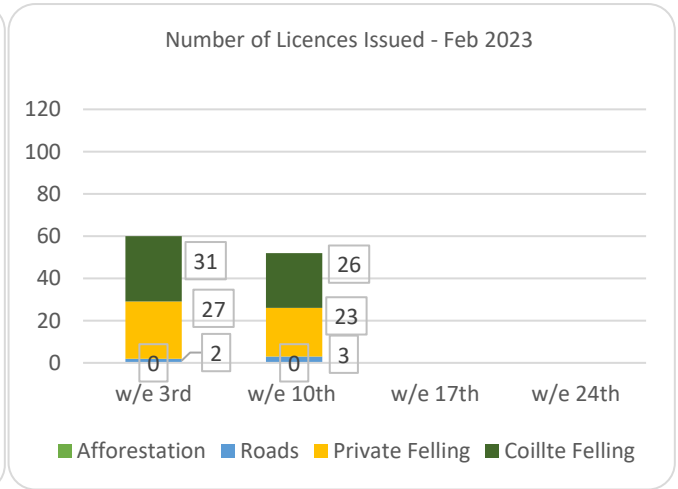
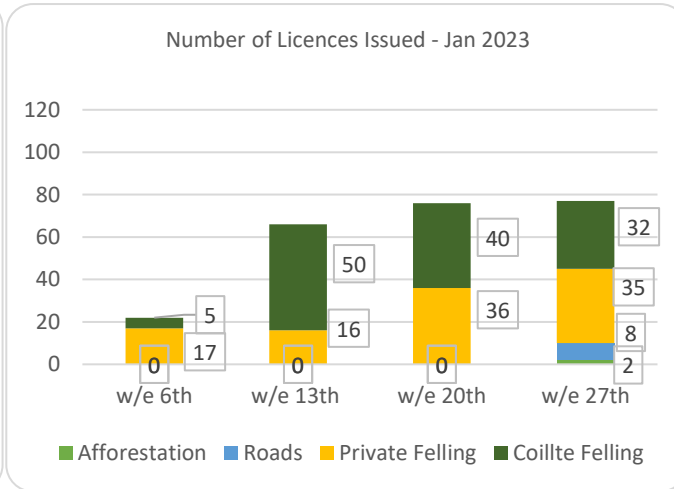
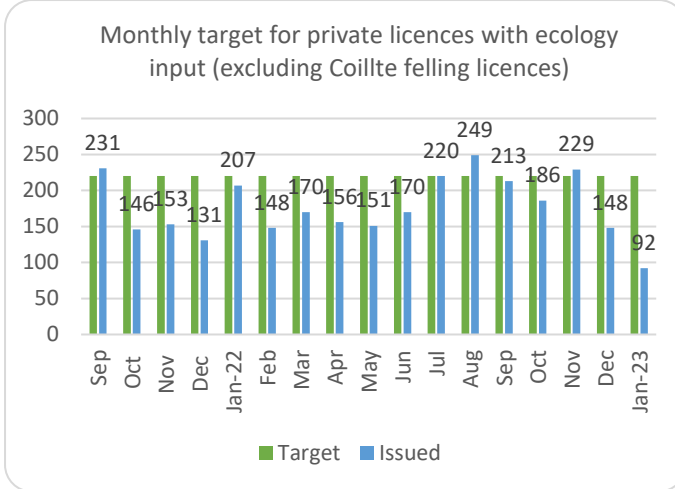
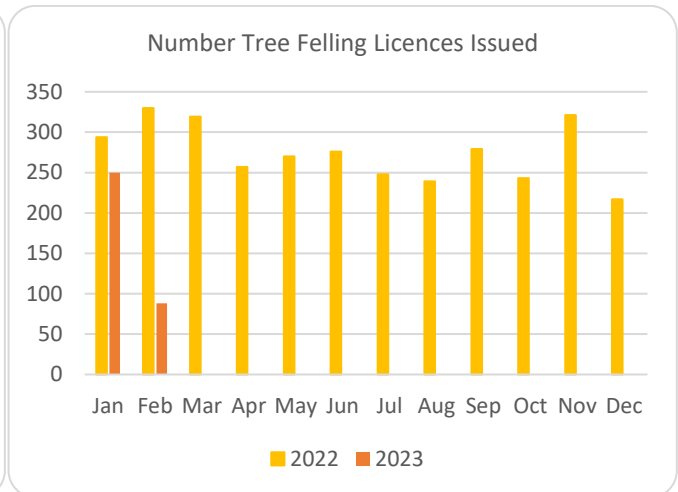
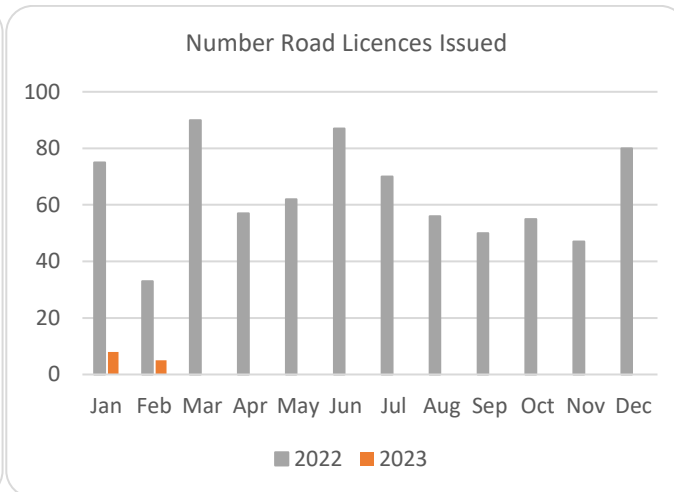
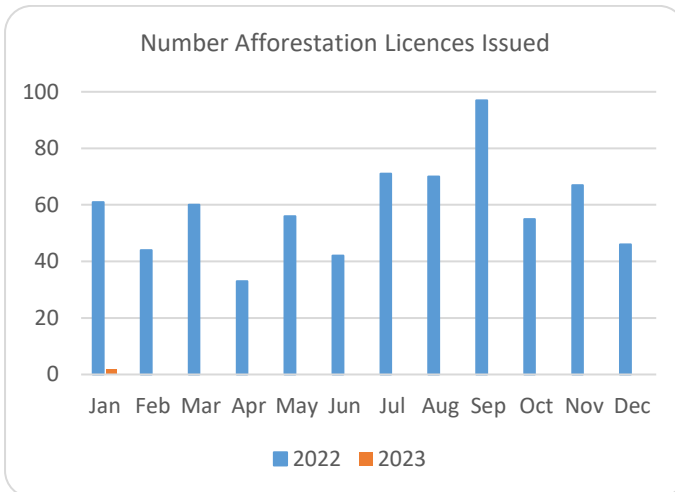


# Forestry Licensing Dashboard – Week 2, February 2023



# Forestry Licensing Dashboard – Week 2, February 2023

	Hectares/Kilometres for Licences Issued													Hectares/Kilometres Planted/Roads Constructed												
	Afforestation				Roads				Felling																	
	Hectares				Kilometres				Hectares			Volume m <sup>3</sup>						Hectares				Kilometres				
	2020	2021	2022	2023	2020	2021	2022	2023	2020	2021	2022	2023	2021	2022	2023	2020	2021	2022	2023	2020	2021	2022	2023	2020	2021	2022
January	270	353	482	47	5	20	29	3	1,170	3,338	3,507	2,405	831,530	928,753	691,848	January	136	181	69	66	17	5	6	6		
February	531	463	269	0	10	30	14	1	1,400	1,939	3,858	1,095	531,010	853,328	353,272	February	273	216	267	17	6	4	5	3		
March	298	506	440		15	26	43		1,462	1,059	4,654		298,959	785,837		March	262	165	290		5	5	6			
April	566	627	183		16	18	25		1,437	1,311	4,071		303,190	661,988		April	212	113	135		8	3	4			
May	309	458	329		13	30	19		1,332	2,237	4,113		564,007	646,016		May*	350	259	304		9	6	5			
June	166	293	317		9	28	39		694	4,108	4,219		933,153	848,877		June*	284	309	208		6	7	5			
July	155	64	452		12	5	27		1,003	1,382	4,221		319,961	950,873		July	165	287	227		11	4	5			
August	214	125	527		10	19	17		1,904	1,302	3,959		343,035	730,507		August	137	161	217		8	9	8			
September	280	269	690		10	13	20		1,183	6,516	3,788		1,585,000	811,092		September	226	64	162		5	7	4			
October	570	300	479		7	18	23		2,387	3,772	3,090		1,003,661	791,141		October	67	59	144		10	5	10			
November	485	393	479		10	32	21		2,335	3,608	3,861		1,017,094	951,821		November	162	86	136		6	7	5			
December	499	395	326		13	26	15		1,935	2,283	2,686		722,367	734,549		December	161	116	115		6	9	7			
Totals	4,342	4,246	4,972	47	130	264	293	4	18,241	32,855	46,027	3,499	8,452,966	9,694,783	1,045,120	Totals*	2,435	2,016	2,273	83	98	70	70	9		

Valid Licence Appeals Received YTD	
Afforestation	8
Forest Roads	0
Tree Felling	1

As notified to DAFM by the FAC

Other Scheme Approvals YTD	
Recon & Under planting (RUS),	0
NW Conservation	0

Felling Licences - current week		
Type	Hectares	No.
Thinning	76.82	9
Clear fell	589.07	40

	Applications Received YTD	Licences Issued YTD
Afforestation	0	2
Felling	95	338
Roads	14	13
<b>Total</b>	<b>109</b>	<b>353</b>

