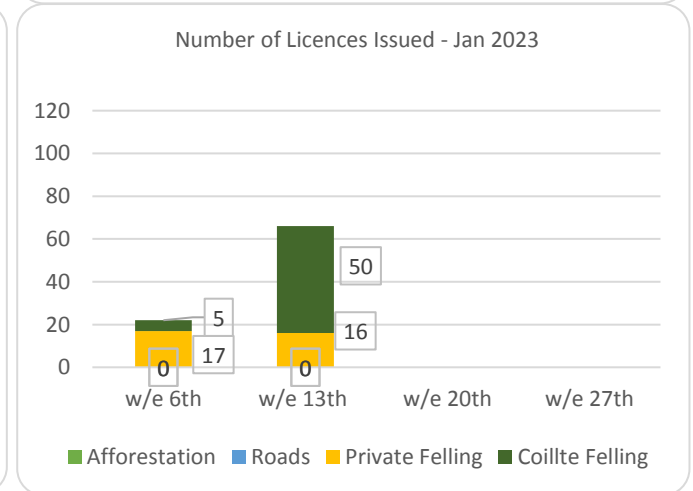
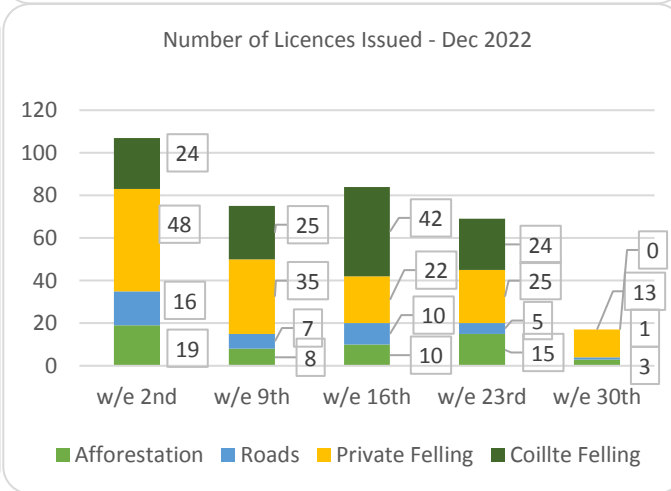
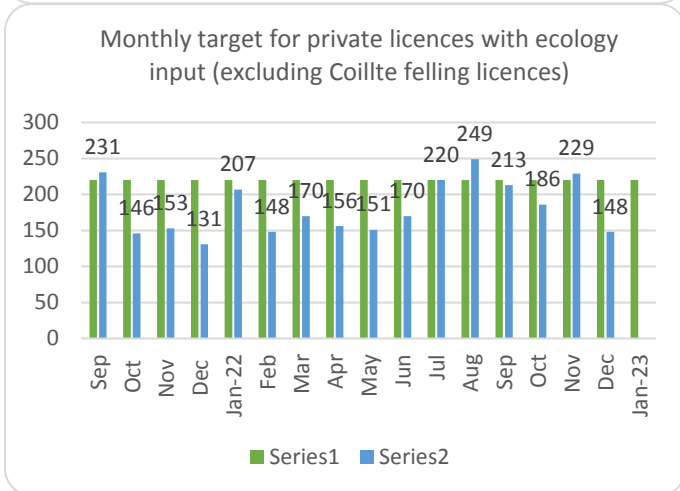
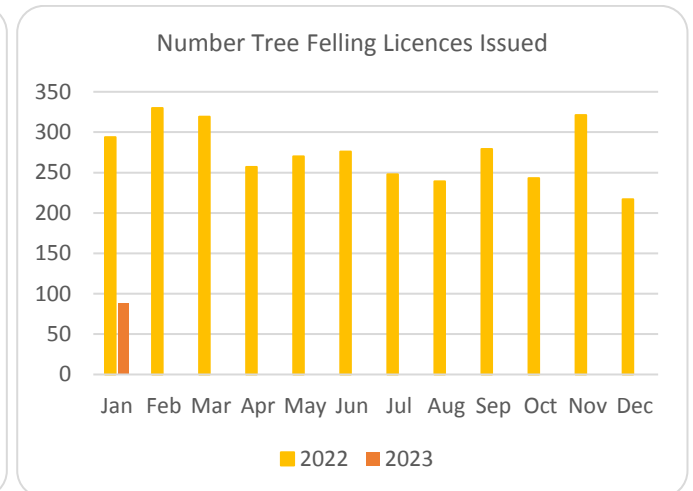
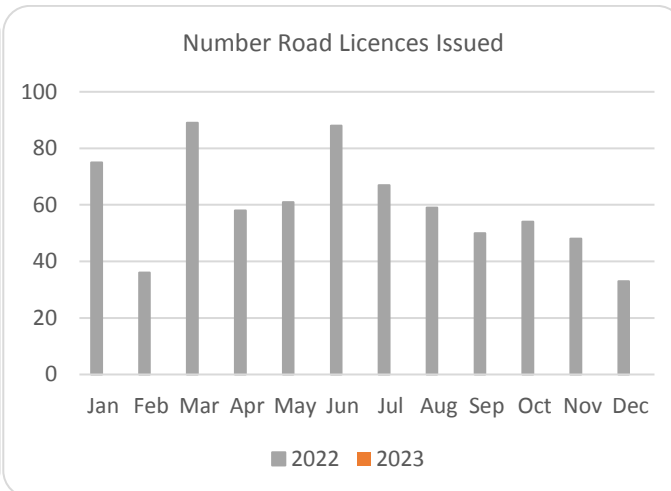
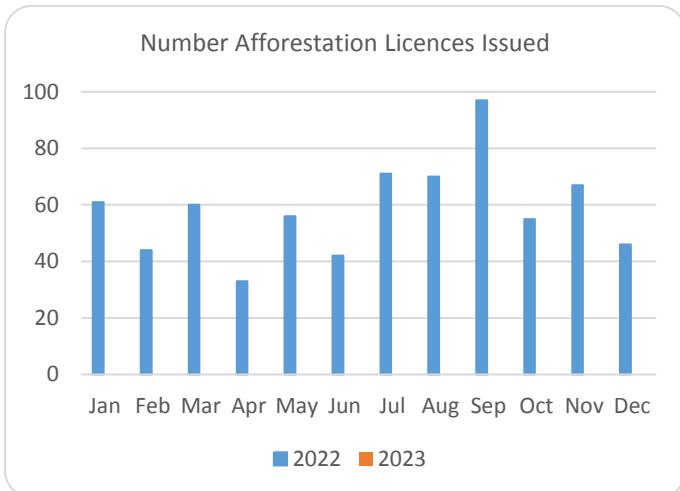


Forestry Licensing Dashboard – Week 2, January 2023



Forestry Licensing Dashboard – Week 2, January 2023

	Hectares/Kilometres for Licences Issued													Hectares/Kilometres Planted/Roads Constructed										
	Afforestation				Roads				Felling					Hectares				Kilometres						
	Hectares				Kilometres				Hectares				Volume m ³	Hectares				Kilometres						
	2020	2021	2022	2023	2020	2021	2022	2023	2020	2021	2022	2023	2021	2022	2023	2020	2021	2022	2023					
January	270	353	482	0	5	20	29	0	1,170	3,338	3,507	820	831,530	928,753	217,710	January	136	181	69	52	17	5	9	2
February	531	463	269		10	30	14		1,400	1,939	3,858		531,010	853,328		February	273	216	267		6	4	9	
March	298	506	440		15	26	43		1,462	1,059	4,654		298,959	785,837		March	262	165	290		5	5	5	
April	566	627	183		16	18	25		1,437	1,311	4,071		303,190	661,988		April	212	113	135		8	3	5	
May	309	458	329		13	30	19		1,332	2,237	4,113		564,007	646,016		May*	350	259	255		9	6	5	
June	166	293	317		9	28	39		694	4,108	4,219		933,153	848,877		June*	284	309	269		6	7	4	
July	155	64	452		12	5	27		1,003	1,382	4,221		319,961	950,873		July	165	287	206		11	4	9	
August	214	125	527		10	19	17		1,904	1,302	3,959		343,035	730,507		August	137	161	209		8	9	2	
September	280	269	690		10	13	20		1,183	6,516	3,788		1,585,000	811,092		September	226	64	219		5	7	7	
October	570	300	479		7	18	23		2,387	3,772	3,090		1,003,661	791,141		October	67	59	121		10	5	7	
November	485	393	479		10	32	21		2,335	3,608	3,861		1,017,094	951,821		November	162	86	181		6	7	5	
December	499	395	326		13	26	15		1,935	2,283	2,686		722,367	734,549		December	161	116	38		6	9	7	
Totals	4,342	4,246	4,972	0	130	264	293	0	18,241	32,855	46,027	820	8,452,966	9,694,783	217,710	Totals*	2,435	2,016	2,258	52	98	70	75	2

Valid Licence Appeals Received YTD	
Afforestation	2
Forest Roads	0
Tree Felling	0

As notified to DAFM by the FAC

Other Scheme Approvals YTD	
Recon & Under planting (RUS),	0
NW Conservation	0
FROST scheme	0

Felling Licences - current week		
Type	Hectares	No.
Thinning	123.51	8
Clear fell	437.95	58

	Applications Received YTD	Licences Issued YTD
Afforestation	0	0
Felling	4	88
Roads	0	0
Total	4	88

