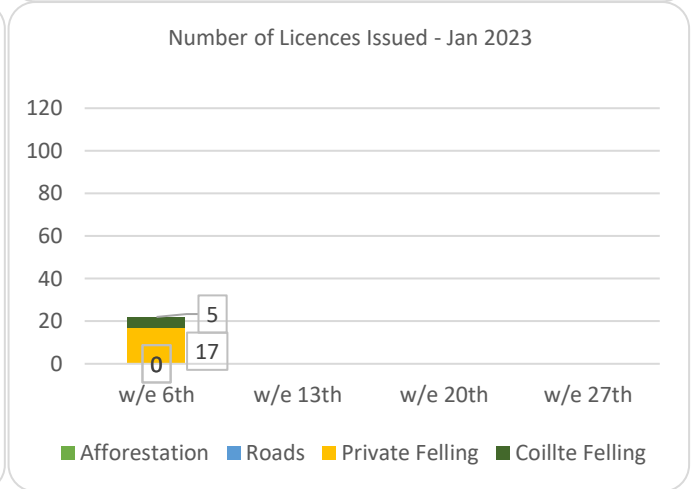
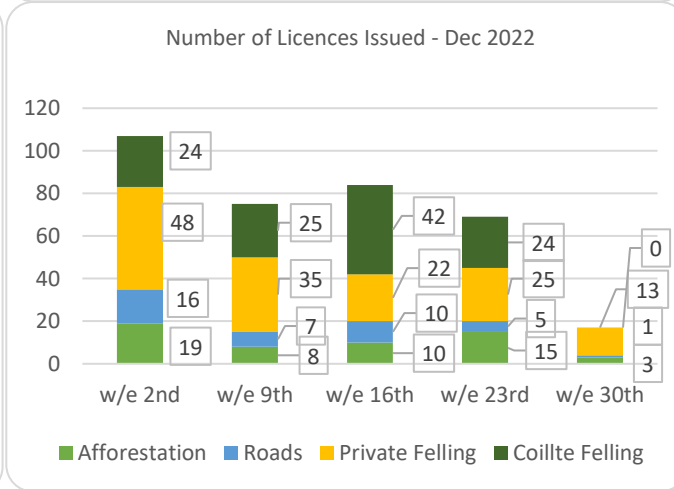
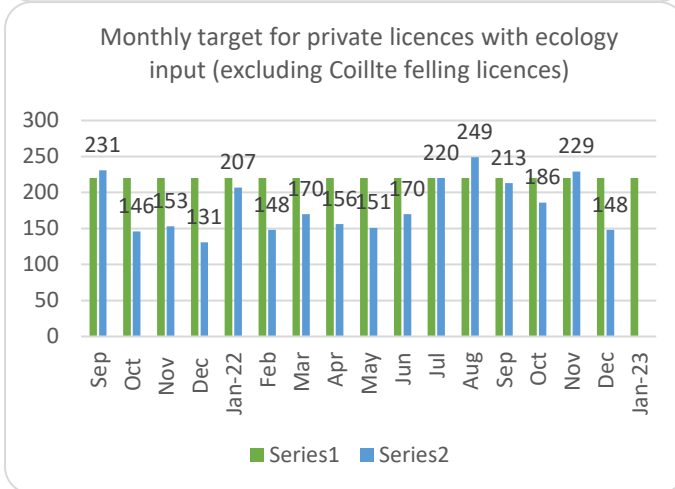
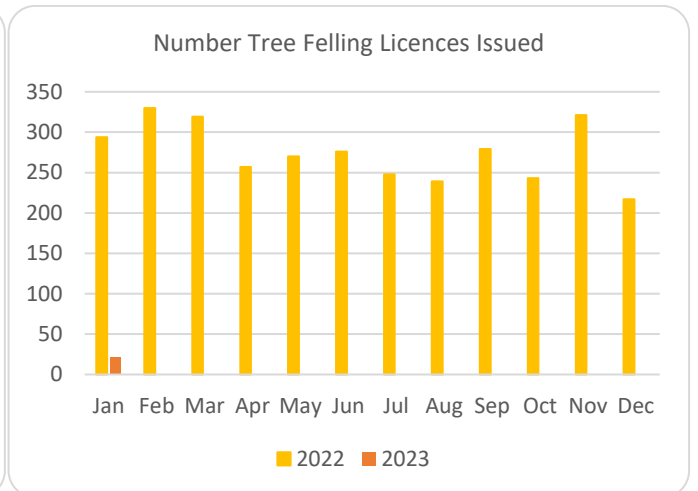
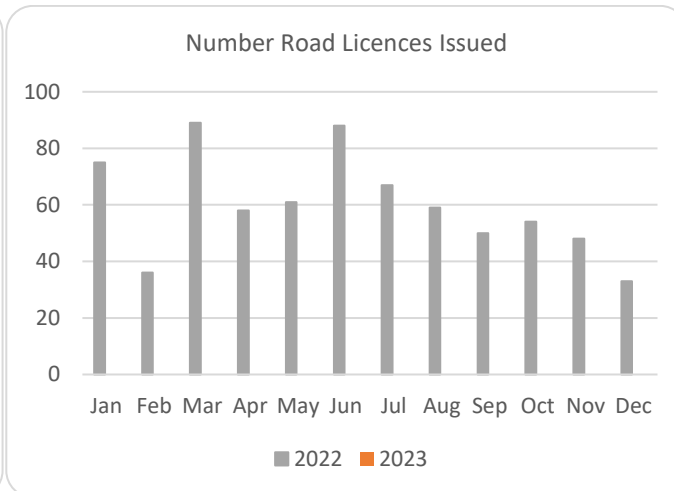
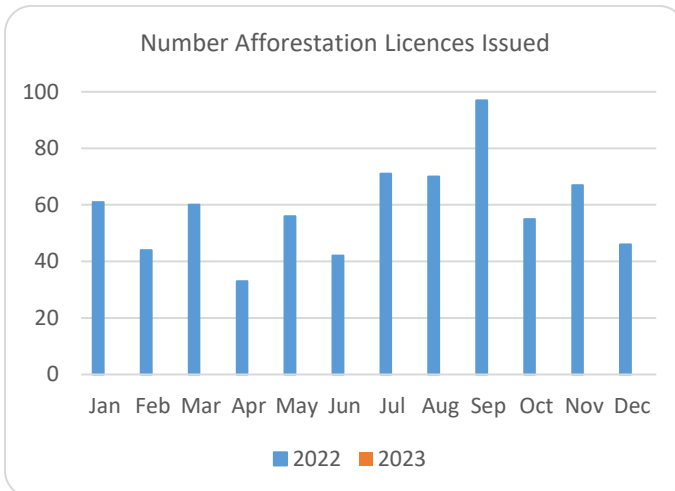


Forestry Licensing Dashboard – Week 1, January 2023



Forestry Licensing Dashboard – Week 1, January 2023

	Hectares/Kilometres for Licences Issued												Hectares/Kilometres Planted/Roads Constructed										
	Afforestation				Roads				Felling				Hectares				Kilometres						
	Hectares				Kilometres				Hectares				Volume m ³			2020	2021	2022	2023	2020	2021	2022	2023
	2020	2021	2022	2023	2020	2021	2022	2023	2020	2021	2022	2023	2021	2022	2023	2020	2021	2022	2023				
January	270	353	482	0	5	20	29	0	1,170	3,338	3,507	258	831,530	928,753	64,541	136	181	69	16	17	5	9	1
February	531	463	269		10	30	14		1,400	1,939	3,858		531,010	853,328		273	216	267		6	4	9	
March	298	506	440		15	26	43		1,462	1,059	4,654		298,959	785,837		262	165	290		5	5	5	
April	566	627	183		16	18	25		1,437	1,311	4,071		303,190	661,988		212	113	135		8	3	5	
May	309	458	329		13	30	19		1,332	2,237	4,113		564,007	646,016		350	259	255		9	6	5	
June	166	293	317		9	28	39		694	4,108	4,219		933,153	848,877		284	309	269		6	7	4	
July	155	64	452		12	5	27		1,003	1,382	4,221		319,961	950,873		165	287	206		11	4	9	
August	214	125	527		10	19	17		1,904	1,302	3,959		343,035	730,507		137	161	209		8	9	2	
September	280	269	690		10	13	20		1,183	6,516	3,788		1,585,000	811,092		226	64	219		5	7	7	
October	570	300	479		7	18	23		2,387	3,772	3,090		1,003,661	791,141		67	59	121		10	5	7	
November	485	393	479		10	32	21		2,335	3,608	3,861		1,017,094	951,821		162	86	181		6	7	5	
December	499	395	326		13	26	15		1,935	2,283	2,686		722,367	734,549		161	116	38		6	9	7	
Totals	4,342	4,246	4,972		130	264	293		18,241	32,855	46,027		8,452,966	9,694,783		2,435	2,016	2,258	16	98	70	75	

Valid Licence Appeals Received YTD	
Afforestation	1
Forest Roads	0
Tree Felling	0

As notified to DAFM by the FAC

Other Scheme Approvals YTD	
Recon & Under planting (RUS),	0
NW Conservation	0
FROST scheme	0

	Applications Received YTD	Licences Issued YTD
Afforestation	0	0
Felling	0	22
Roads	0	0
Total	0	22

Felling Licences - current week		
Type	Hectares	No.
Thinning	79.66	8
Clear fell	178.68	14

