



Health Protection Surveillance Centre

COVID-19 update for NPHET

Epi Team, HPSC, 07/05/2020

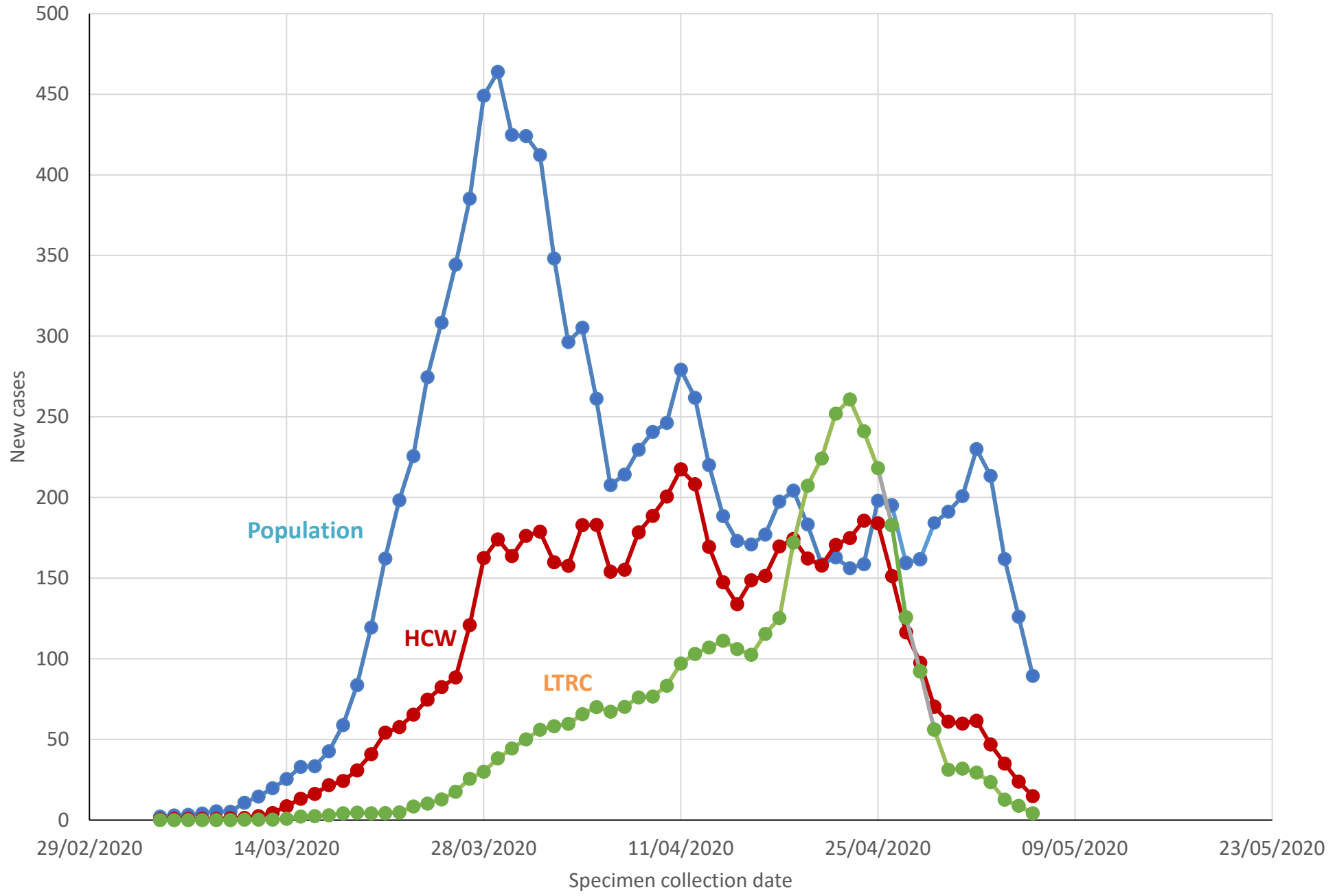
Cases of COVID-19 notified in Ireland, as of May 7th 2020 at 11:15 am compared with the same time on May 6th

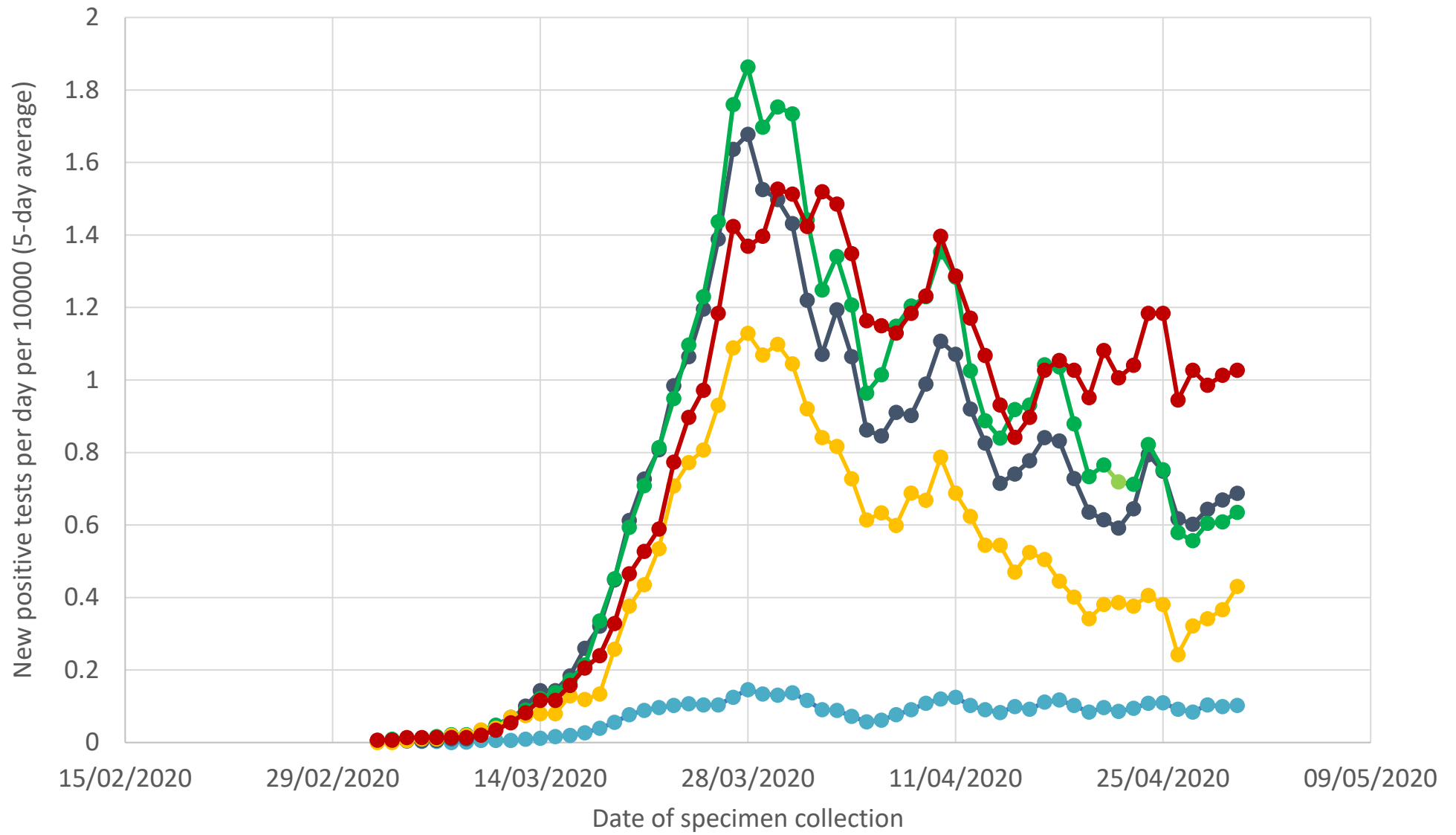


Number of events on CIDR as of:	07/05/2020 at 11:15	06/05/2020 at 11:15	Difference
COVID-19	22385	22248	137
Number hospitalised	2913	2897	16
Number admitted to ICU	377	376	1
Number of deaths	1161	1141*	20

* Data amended to reflect validations in the past 24hr

Daily totals reflect actual counts reported up to 11:15 am on 07/05/2020. Each day there may be updates to previously reported figures. This means that previously published daily counts will not necessarily sum to the latest cumulative figure. It also means that today's cumulative count may not match the sum of the previous day's cumulative count and today's daily count. This is due to ongoing data validation and data quality checks





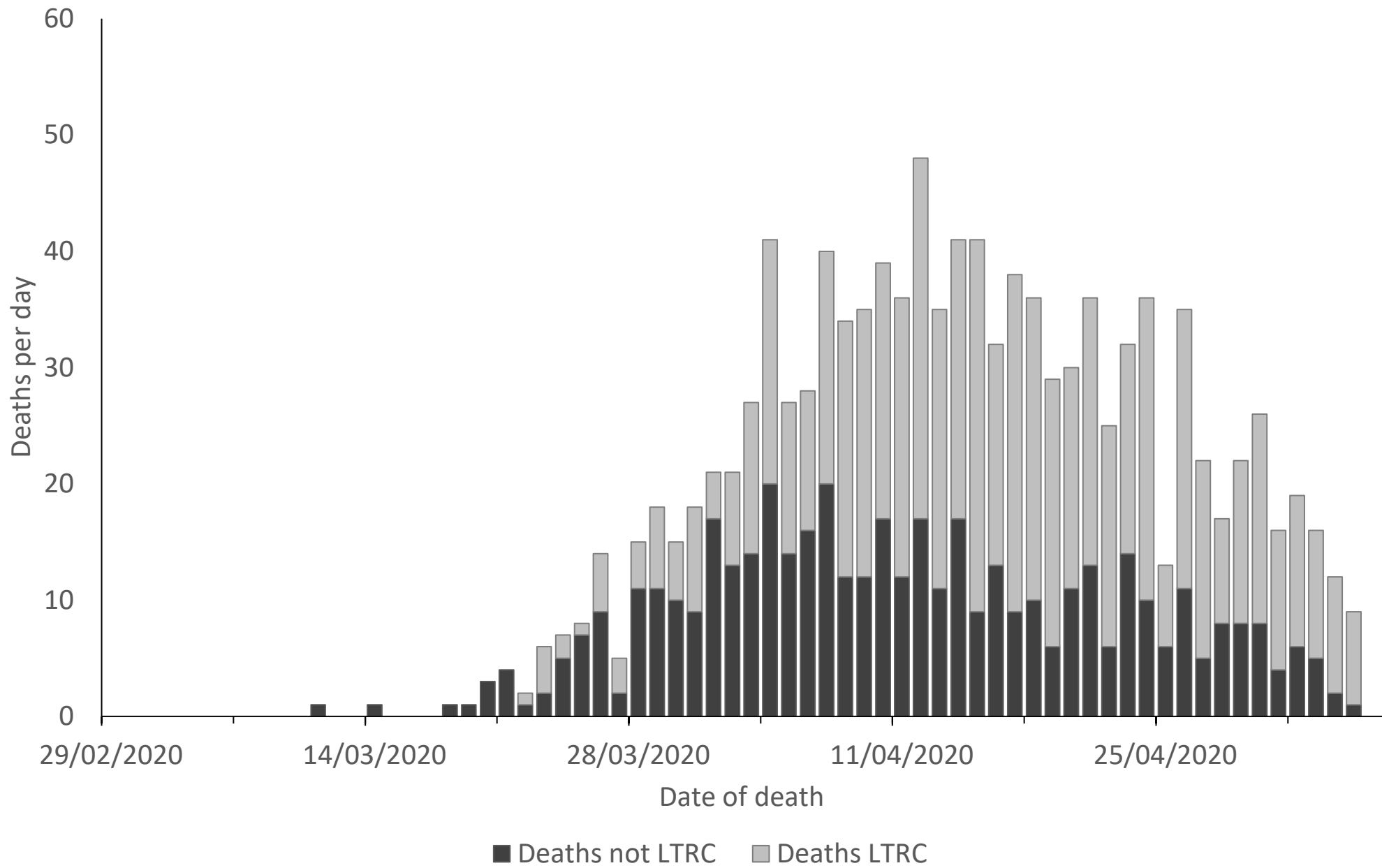
● 0-19 ● 20-39 ● 40-64 ● 65-75 ● 75+

Number of deaths in COVID-19 cases reported in Ireland as of May 7th 2020 at 11:14



	Deaths	% by case classification
Number of deaths in confirmed cases	1,161	82.75%
Number of deaths in probable cases*	95	6.77%
Number of deaths in possible cases*	147	10.48%
Total deaths	1,403	100.00%

***Number of deaths in probable and possible cases: 242**



Characteristics of HCW COVID-19 cases, as of May 5th 2020 at midnight



Characteristic of HCW COVID-19 cases	Number	%
Total number of COVID-19 cases	22568	-
Total number of confirmed HCW cases	6473	28.7
Number of new cases reported between 29 April - 5 May ¹	398	-
Median age (IQR)	49 (32-50) years	-
Total number hospitalised	239	3.7
The median age (IQR) of hospital inpatient	46 (34-53) years	
Total number admitted to ICU	38	15.9*
The median age (IQR) of HCW in ICU	50 (45-58) years	-
Total number of deaths	5	0.09
The median age (range) for deaths	51 (30-63) years	-

*This relates to hospitalised cases and it is 0.6% of all HCW cases.

- Number of females disproportionately high (73%) compared to all COVID19 cases (57%) - some HCW specialities are female dominated
- Majority HCWs cases notified from HSE East (59%)

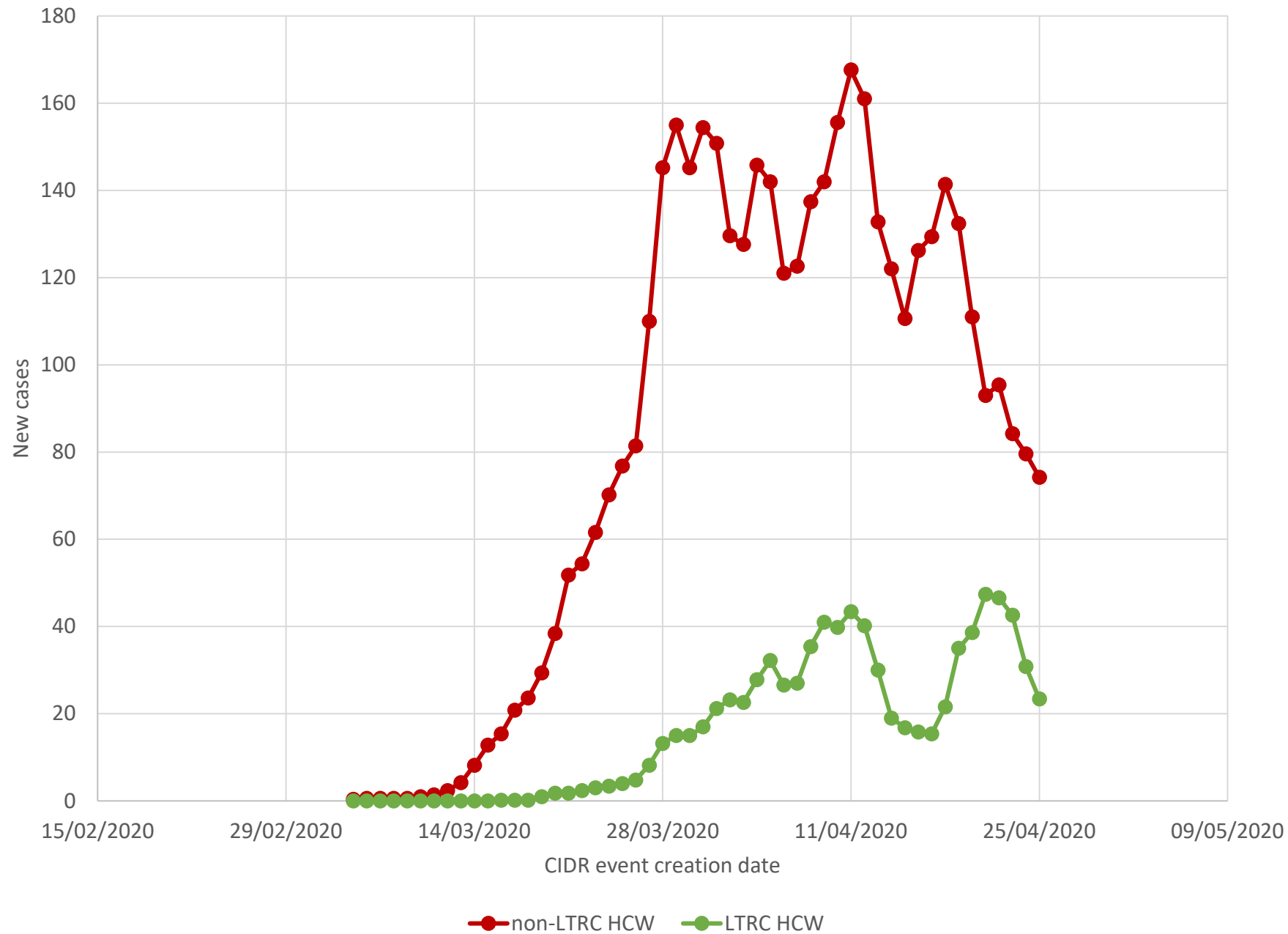
Data source: CIDR

Number and proportion of HCW COVID-19 cases linked to an outbreak by outbreak location, to midnight May 5th 2020



Outbreak location	Number	Percentage
Comm. Hosp/Long-stay unit	145	2.2%
Community outbreak	8	0.1%
Extended family	17	0.3%
Hospital	526	8.1%
Nursing home	1037	16.1%
Other	11	0.2%
Private house	49	0.7%
Public house	1	0.0%
Residential institution	177	2.7%
Travel related	20	0.3%
Workplace	18	0.3%
Not linked to outbreaks	4464	68.9%
Total	6473	100.0%

Data source: CIDR



Most likely source of transmission of COVID-19 in HCWs, to midnight May 5th 2020



Likely source of transmission	Number	Percentage
Nosocomial as HCW*	3436	53.3%
Travel**	154	2.3%
Community***	263	4.1%
Unknown/ Possible Community****	2620	40.3%
Total	6473	100.0%

*HCWs who did not travel abroad 14 days before onset of symptoms AND who had close workplace/healthcare setting contact with SARI/COVID-19 patients

**HCWs who travelled abroad 14 days before onset of symptoms AND did not have close healthcare contact with SARI/COVID-19 cases

***Identified as Community transmission during public health investigation

****Includes HCWs with missing information or under investigation and those who did not fit either the travel or nosocomial source of transmission. Includes 41 HCWs with most likely source of transmission as household contact.

Data source: CIDR

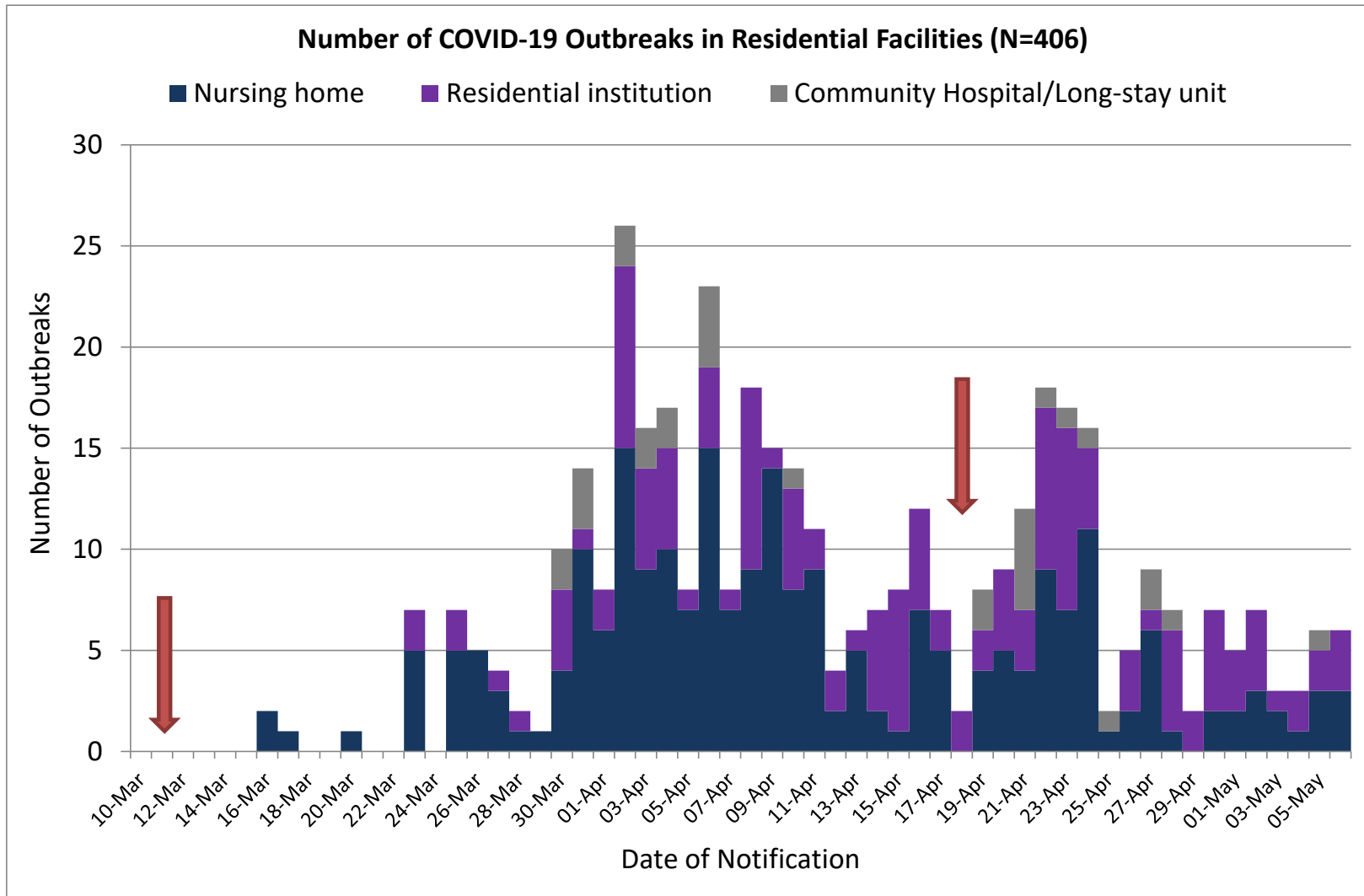
Number of RF and acute hospital outbreaks by HSE area and outbreak location 07/05/20

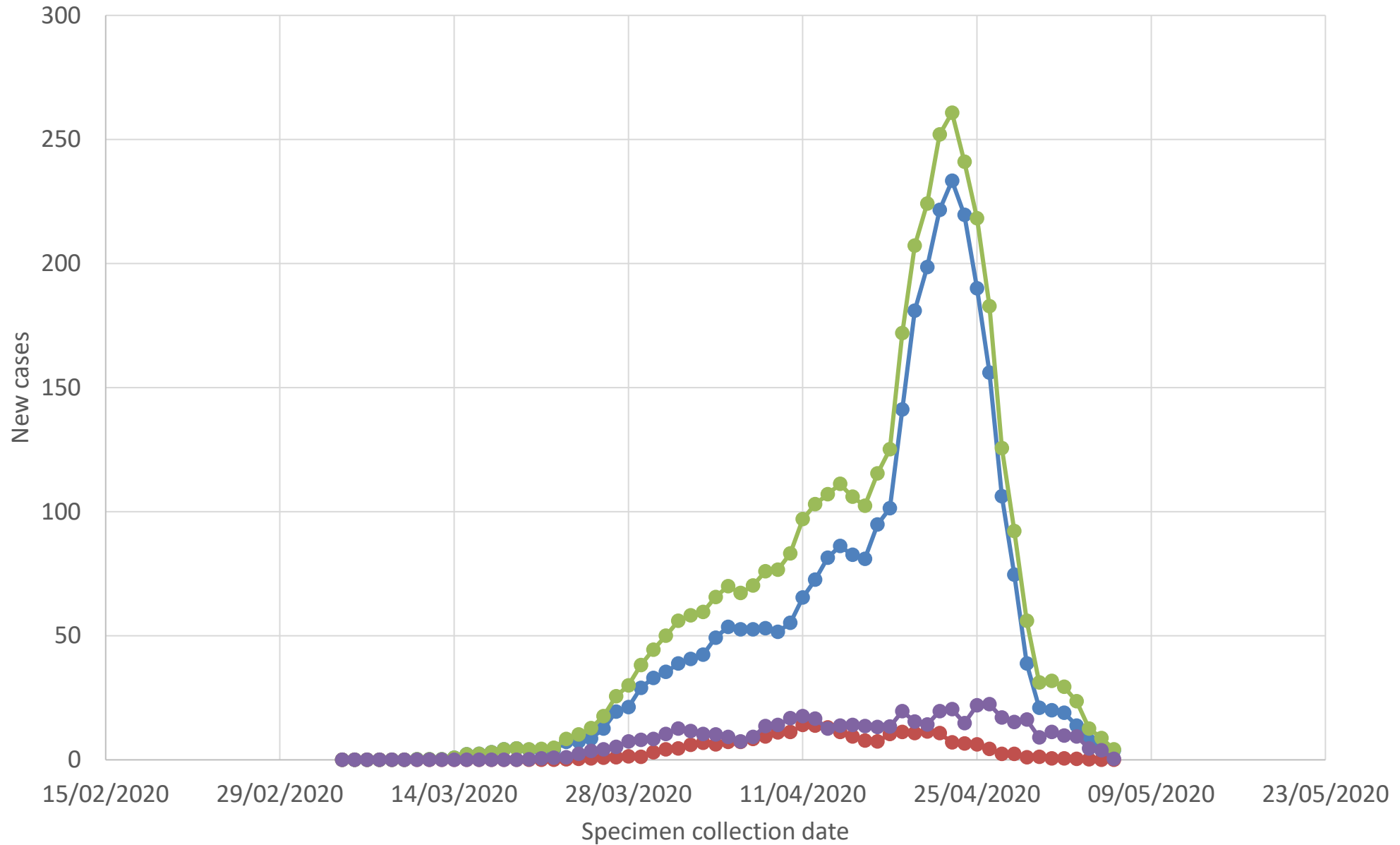


Table 1: Number of RF and acute hospital outbreaks by HSE area and outbreak location

	Comm. Hosp/Long-stay unit	Hospital	Nursing home	Residential institution	Total number of residential facility outbreaks	Total number of residential facility and acute hospital outbreaks
ERHA	6	51	108	77	191	242
MHB	4	2	16	13	33	35
MWHB		2	11	4	15	17
NEHB		12	38	11	49	61
NWHB	5	2	6	3	14	16
SEHB	4	3	15	9	28	31
SHB	8	12	9	20	37	49
WHB	4	5	33	4	41	46
Total	31	89	236	141	408	497

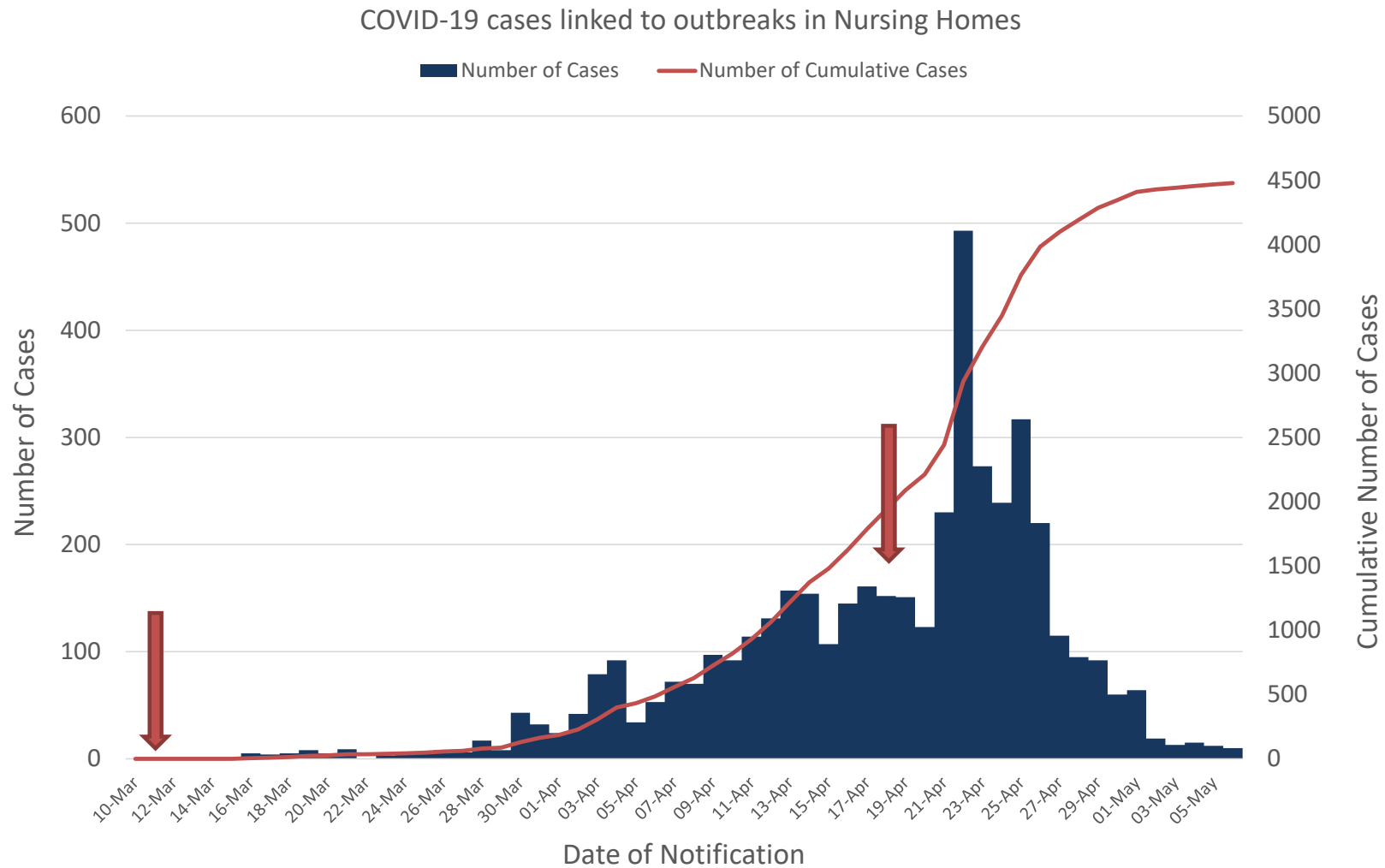
Outbreaks in RCFs



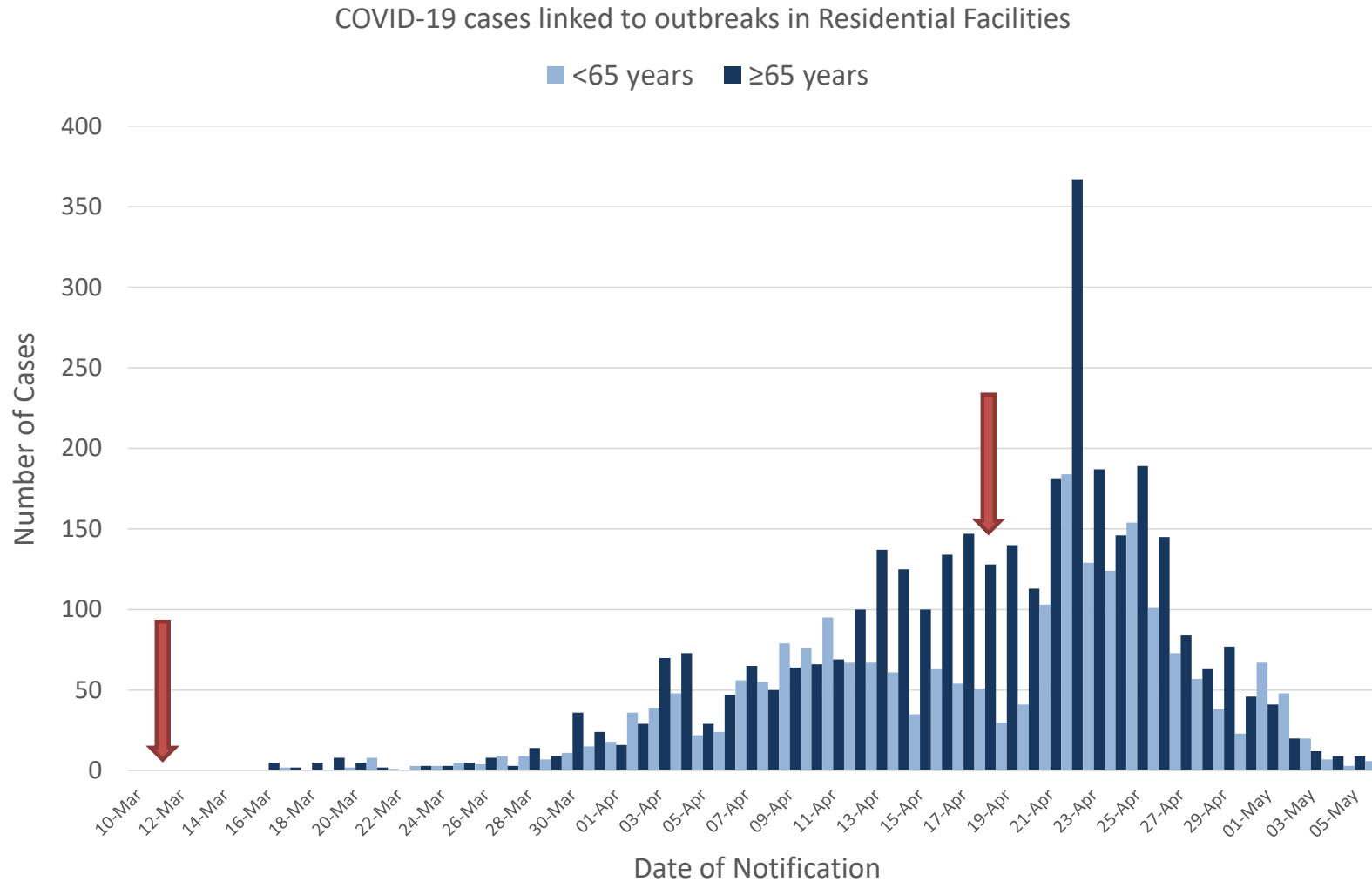


● Nursing Home (excl HCW)
 ● Comm hosp / long-stay unit (excl HCW)
 ● LTRC (excl HCW)
 ● Residential institution (excl HCW)

Cases linked to outbreaks in nursing homes



Cases in NH outbreaks by age group



COVID-19 Outbreaks in Other Vulnerable Populations to 10 AM May 8th 2020



- Five COVID-19 outbreaks in prisons -18 notified cases
- Three COVID-19 outbreaks involving the Roma community -21 notified cases
- Five COVID-19 outbreaks involving Irish Travellers -36 notified cases
- Twelve COVID-19 outbreaks in Direct Provision Centres -149 notified cases
- Eight COVID-19 outbreaks involving homeless settings –this is likely an underestimate

Data source: CIDR May 8th 10 am

Outbreaks in Direct Provision Centres 08/05/20 8.35am

- 12 notified COVID-19 outbreaks in Direct Provision Centres (DPCs)
- 149 notified cases linked to these outbreaks (147 laboratory confirmed and 2 probable cases),
- 12 cases were reported as hospital inpatients (all 12 were laboratory confirmed).
- No cases were reported as having died.