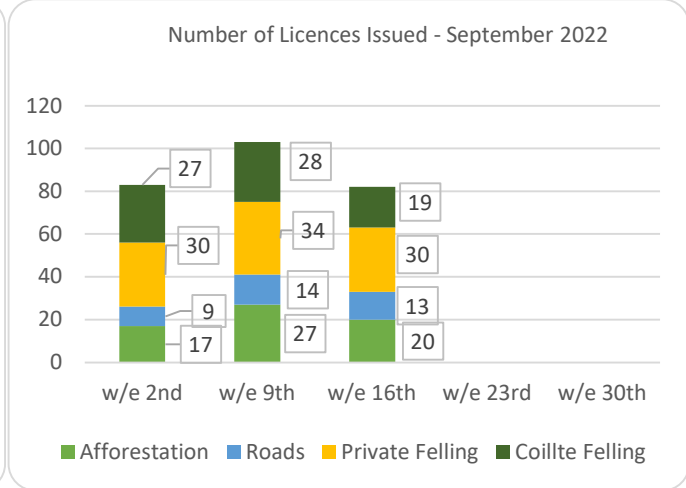
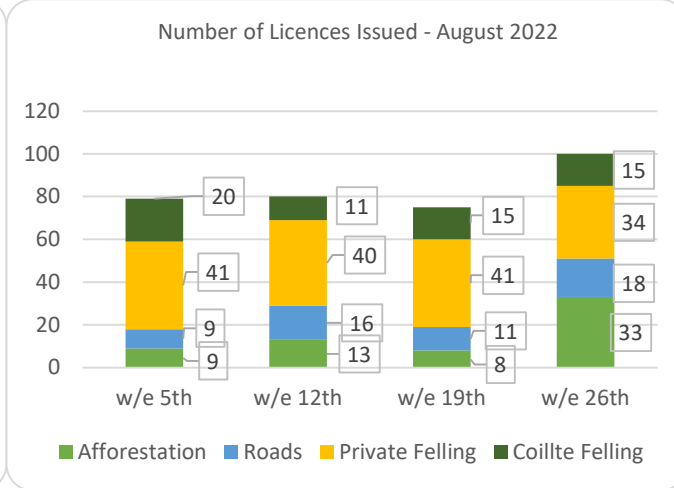
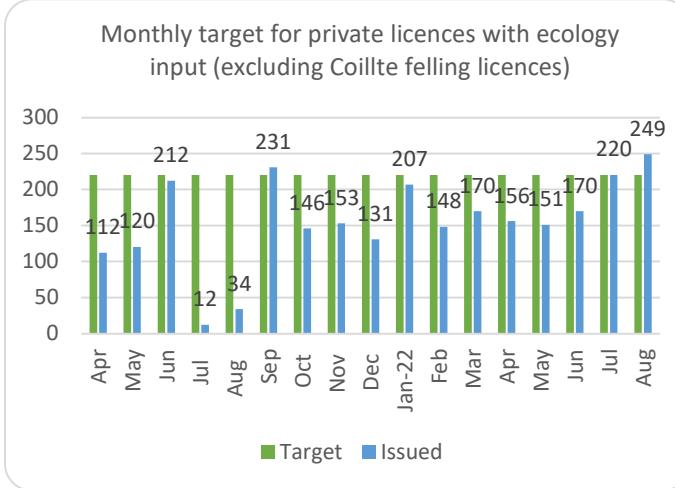
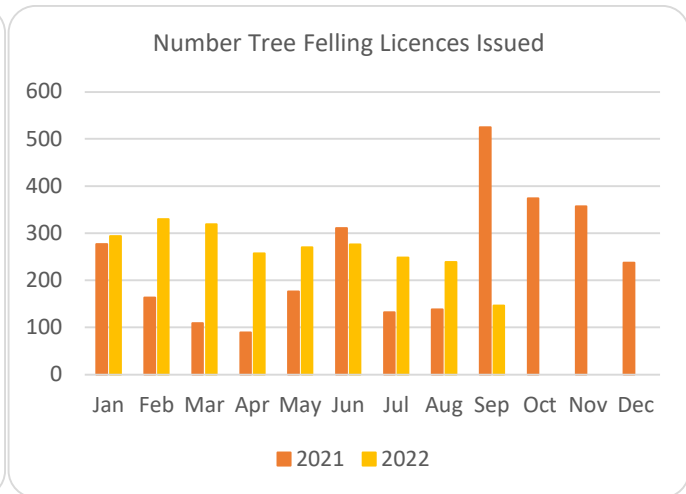
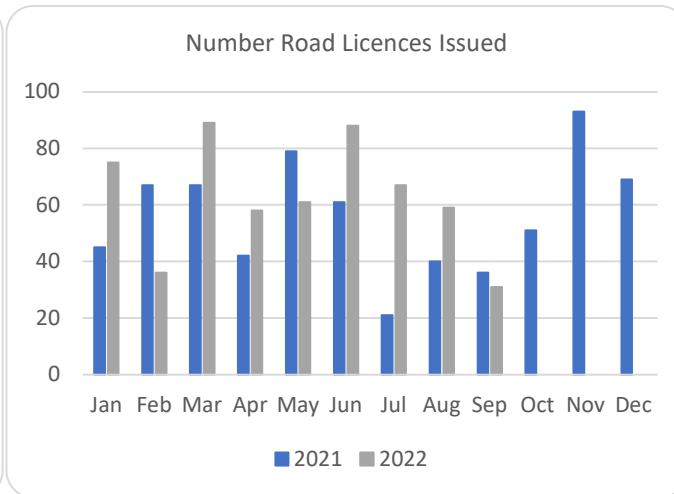
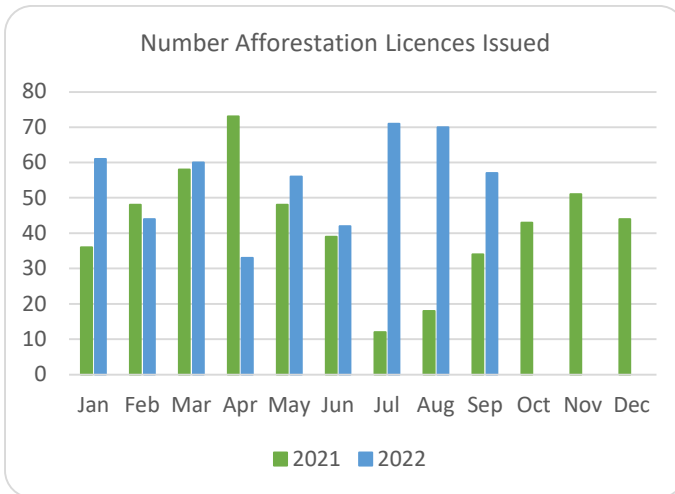


Forestry Licensing Dashboard – Week 3, September 2022



Forestry Licensing Dashboard – Week 3, September 2022

Hectares/Kilometres for Licences Issued

	Afforestation			Roads			Felling				
	Hectares			Kilometres			Hectares			Volume m ³	
	2020	2021	2022	2020	2021	2022	2020	2021	2022	2021	2022
January	270	353	482	5	20	29	1,170	3,338	3,507	831,530	928,753
February	531	463	269	10	30	14	1,400	1,939	3,858	531,010	853,328
March	298	506	440	15	26	43	1,462	1,059	4,654	298,959	785,837
April	566	627	183	16	18	25	1,437	1,311	4,071	303,190	661,988
May	309	458	329	13	30	19	1,332	2,237	4,108	564,007	645,599
June	166	293	317	9	28	39	694	4,108	4,219	933,153	848,877
July	155	64	452	12	5	27	1,003	1,382	4,221	319,961	950,873
August	214	125	527	10	19	17	1,904	1,302	3,959	343,035	730,507
September	280	269	395	10	13	12	1,183	6,516	2,138	1,585,000	422,173
October	570	300		7	18		2,387	3,772		1,003,661	
November	485	393		10	32		2,335	3,608		1,017,094	
December	499	395		13	26		1,935	2,283		722,367	
Totals	4,342	4,246	3,393	130	264	227	18,241	32,855	34,740	8,452,966	6,828,353

Hectares/Kilometres Planted/Roads Constructed

	Hectares			Kilometres		
	2020	2021	2022	2020	2021	2022
January	136	181	69	17	5	9
February	273	216	267	6	4	9
March	262	165	290	5	5	5
April	212	113	135	8	3	5
May*	350	259	255	9	6	5
June*	284	309	269	6	7	4
July	165	287	206	11	4	9
August	137	161	209	8	9	2
September	226	64	142	5	7	3
October	67	59		10	5	
November	162	86		6	7	
December	161	116		6	9	
Totals*	2,435	2,016	1,842	98	70	51

Valid Licence Appeals Received YTD	
Afforestation	33
Forest Roads	9
Tree Felling	8

As notified to DAFM by the FAC

Other Scheme Approvals YTD	
Recon & Under planting (RUS)	132
NW Conservation	15

Felling Licences - current week		
Type	Hectares	No.
Thinning	211.98	12
Clear fell	404.00	37

	Applications Received YTD	Licences Issued YTD
Afforestation	300	494
Felling	1,838	2,379
Roads	394	564
Total	2,532	3,437

