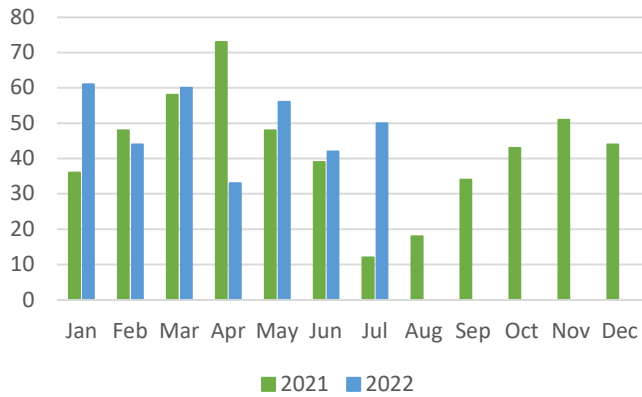
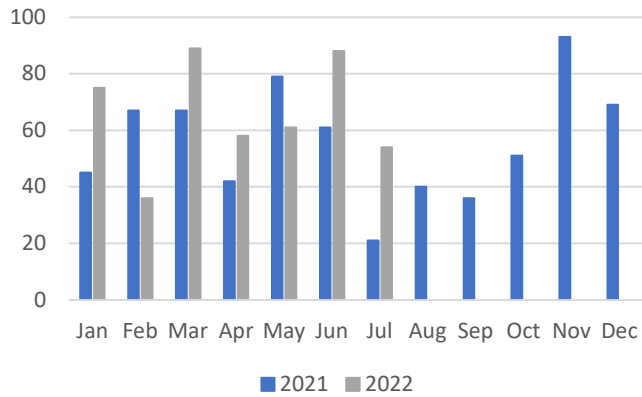


# Forestry Licensing Dashboard – Week 3, July 2022

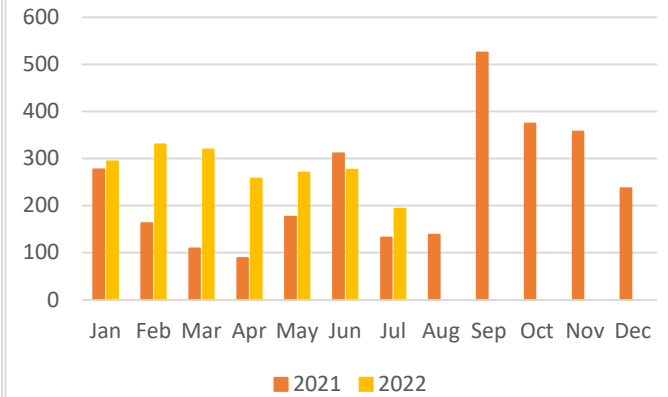
Number Afforestation Licences Issued



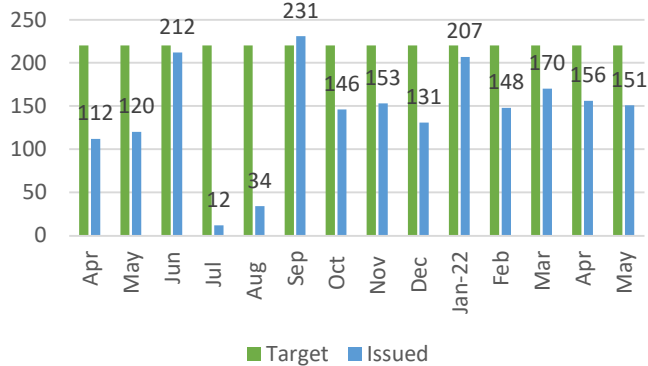
Number Road Licences Issued



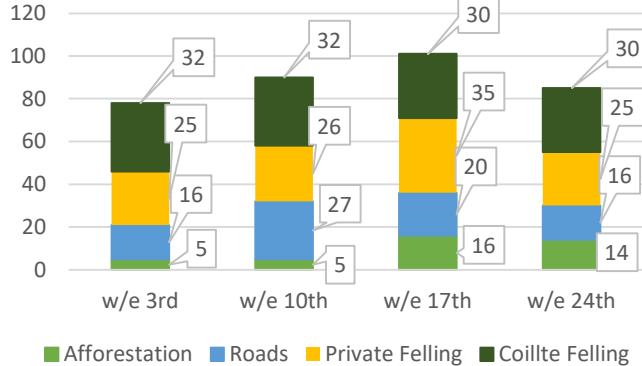
Number Tree Felling Licences Issued



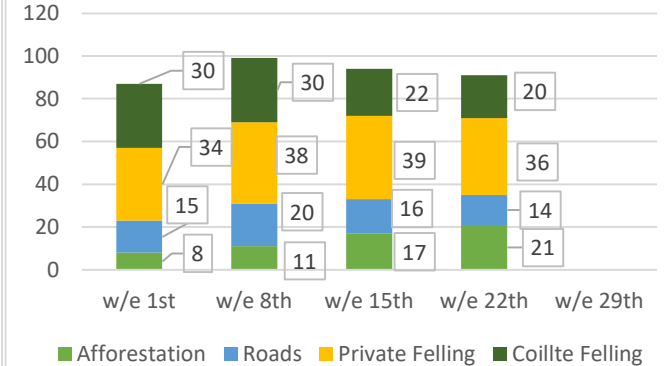
Monthly target for private licences with ecology input (excluding Coillte felling licences)



Number of Licences Issued - June 2022



Number of Licences Issued - July 2022



# Forestry Licensing Dashboard – Week 3, July 2022

Hectares/Kilometres for Licences Issued

	Afforestation			Roads			Felling				
	Hectares			Kilometres			Hectares			Volume m <sup>3</sup>	
	2020	2021	2022	2020	2021	2022	2020	2021	2022	2021	2022
January	270	353	482	5	20	29	1,170	3,338	3,507	831,530	928,753
February	531	463	269	10	30	14	1,400	1,939	3,858	531,010	853,328
March	298	506	440	15	26	43	1,462	1,059	4,654	298,959	785,837
April	566	627	183	16	18	25	1,437	1,311	4,071	303,190	661,988
May	309	458	329	13	30	19	1,332	2,237	4,108	564,007	645,599
June	166	293	317	9	28	39	694	4,108	4,219	933,153	848,877
July	155	64	305	12	5	23	1,003	1,382	3,247	319,961	706,657
August	214	125		10	19		1,904	1,302		343,035	
September	280	269		10	13		1,183	6,516		1,585,000	
October	570	300		7	18		2,387	3,772		1,003,661	
November	485	393		10	32		2,335	3,608		1,017,094	
December	499	395		13	26		1,935	2,283		722,367	
Totals	4,342	4,246	2,324	130	264	192	18,241	32,855	27,670	8,452,966	5,431,457

Hectares/Kilometres Planted/Roads Constructed

	Hectares			Kilometres		
	2020	2021	2022	2020	2021	2022
January	136	181	69	17	5	9
February	273	216	267	6	4	9
March	262	165	290	5	5	5
April	212	113	135	8	3	5
May*	350	259	255	9	6	5
June*	284	309	269	6	7	4
July	165	287	171	11	4	6
August	137	161		8	9	
September	226	64		5	7	
October	67	59		10	5	
November	162	86		6	7	
December	161	116		6	9	
Totals*	2,435	2,016	1,456	98	70	43

\*2022 estimated

Valid Licence Appeals Received YTD	
Afforestation	27
Forest Roads	7
Tree Felling	5

As notified to DAFM by the FAC

Other Scheme Approvals YTD	
Recon & Under planting (RUS)	83
NW Conservation	10

Felling Licences - current week		
Type	Hectares	No.
Thinning	352.99	16
Clear fell	703.26	40

	Applications Received YTD	Licences Issued YTD
Afforestation	228	346
Felling	1,591	1,939
Roads	347	461
<b>Total</b>	<b>2,166</b>	<b>2,746</b>

