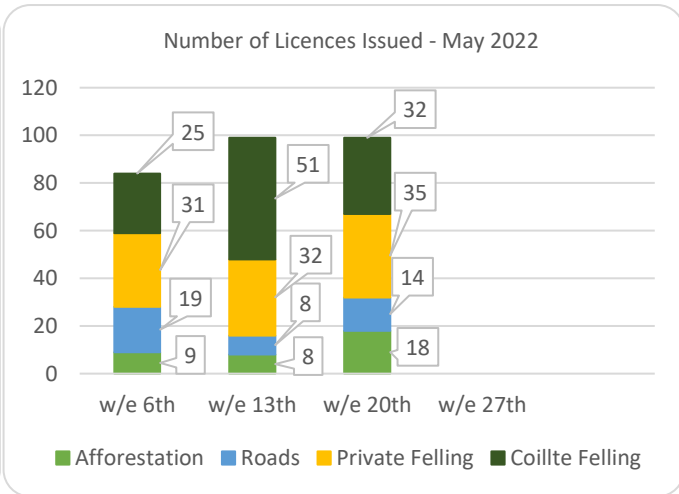
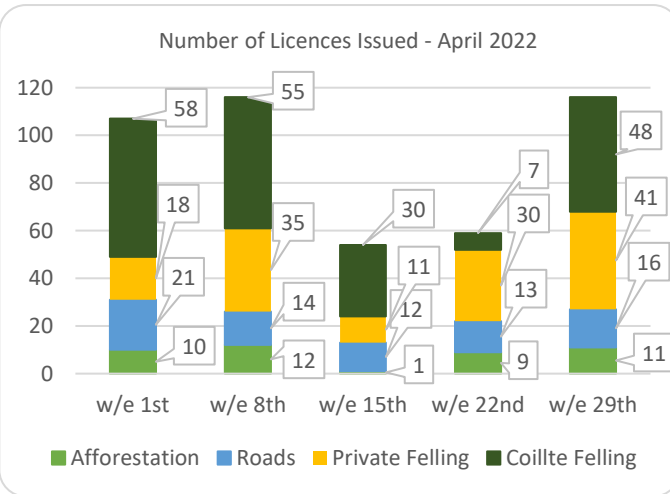
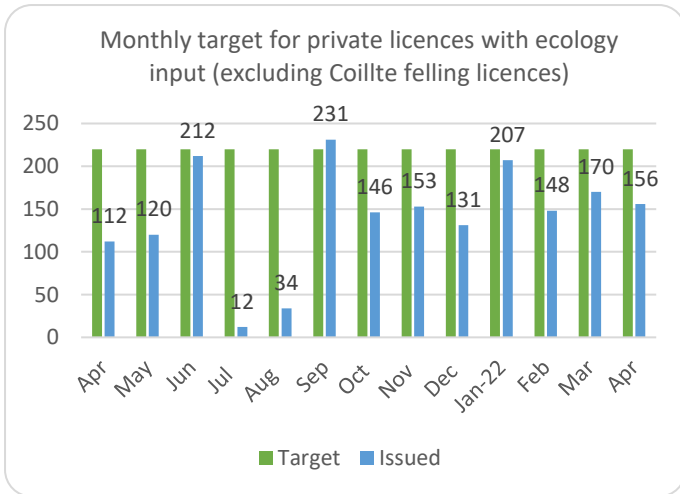
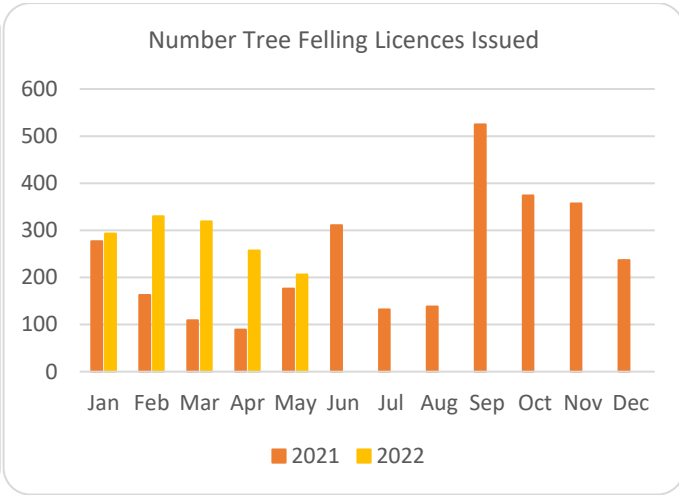
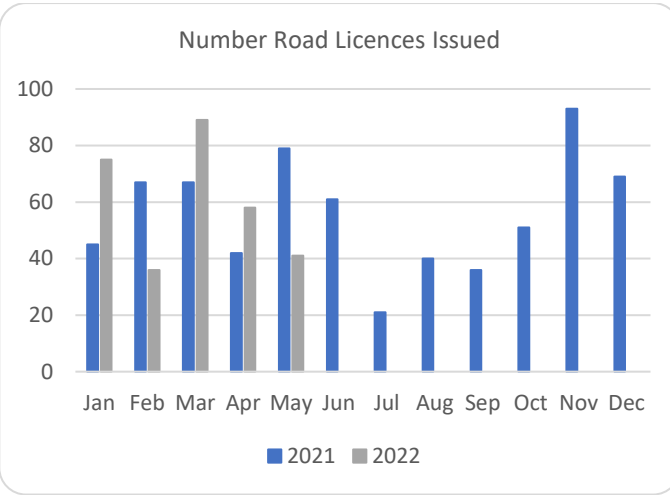
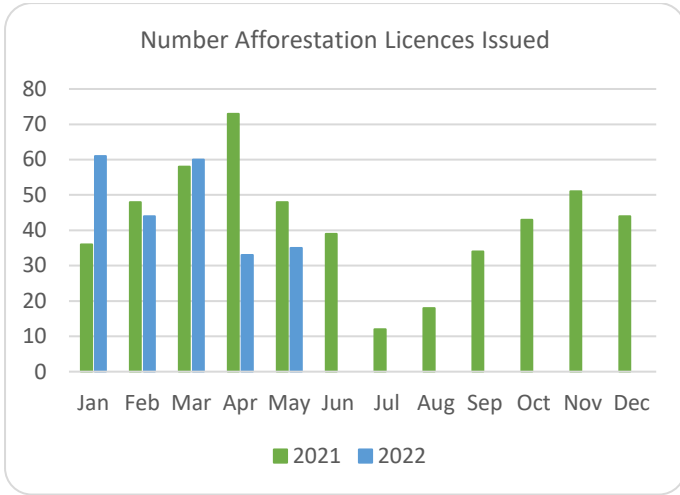


# Forestry Licensing Dashboard – Week 3, May



# Forestry Licensing Dashboard – Week 3, May

Hectares/Kilometres for Licences Issued

	Afforestation			Roads			Felling				
	Hectares			Kilometres			Hectares			Volume m <sup>3</sup>	
	2020	2021	2022	2020	2021	2022	2020	2021	2022	2021	2022
January	270	353	482	5	20	29	1,170	3,338	3,507	831,530	928,753
February	531	463	269	10	30	14	1,400	1,939	3,858	531,010	853,328
March	298	506	440	15	26	43	1,462	1,059	4,654	298,959	785,837
April	566	627	183	16	18	25	1,437	1,311	4,071	303,190	661,988
May	309	458	174	13	30	13	1,332	2,237	3,377	564,007	533,274
June	166	293		9	28		694	4,108		933,153	
July	155	64		12	5		1,003	1,382		319,961	
August	214	125		10	19		1,904	1,302		343,035	
September	280	269		10	13		1,183	6,516		1,585,000	
October	570	300		7	18		2,387	3,772		1,003,661	
November	485	393		10	32		2,335	3,608		1,017,094	
December	499	395		13	26		1,935	2,283		722,367	
Totals	4,342	4,246	1,547	130	264	124	18,241	32,855	19,467	8,452,966	3,763,180

Hectares/Kilometres Planted/Roads Constructed

	Hectares			Kilometres		
	2020	2021	2022	2020	2021	2022
	January	136	181	69	17	5
February	273	216	279	6	4	9
March	262	165	290	5	5	5
April	212	113	135	8	3	5
May*	350	259	223	9	6	4
June	284	309		6	7	
July	165	287		11	4	
August	137	161		8	9	
September	226	64		5	7	
October	67	59		10	5	
November	162	86		6	7	
December	161	116		6	9	
Totals*	2,435	2,016	985	98	70	32

\*2022 estimated

Valid Licence Appeals Received YTD	
Afforestation	18
Forest Roads	6
Tree Felling	4

As notified to DAFM by the FAC

Other Scheme Approvals YTD	
Recon & Under planting (RUS)	46
NW Conservation	9

Felling Licences - current week		
Type	Hectares	No.
Thinning	2,115.72	97
Clear fell	1,261.21	109

	Applications Received YTD	Licences Issued YTD
Afforestation	167	233
Felling	497	1,405
Roads	251	299
<b>Total</b>	<b>915</b>	<b>1,937</b>

