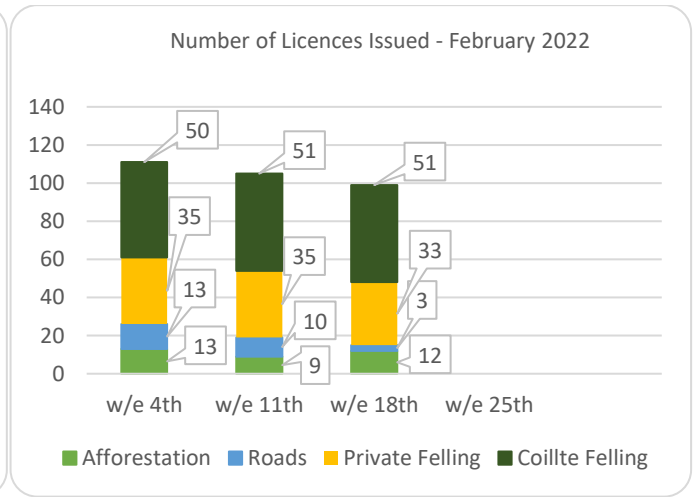
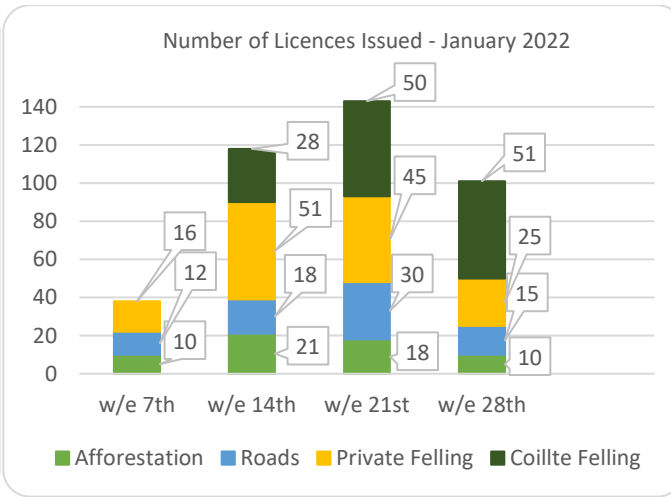
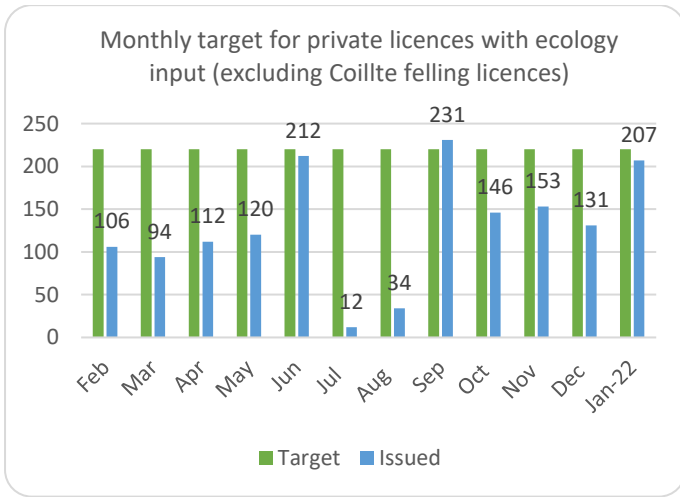
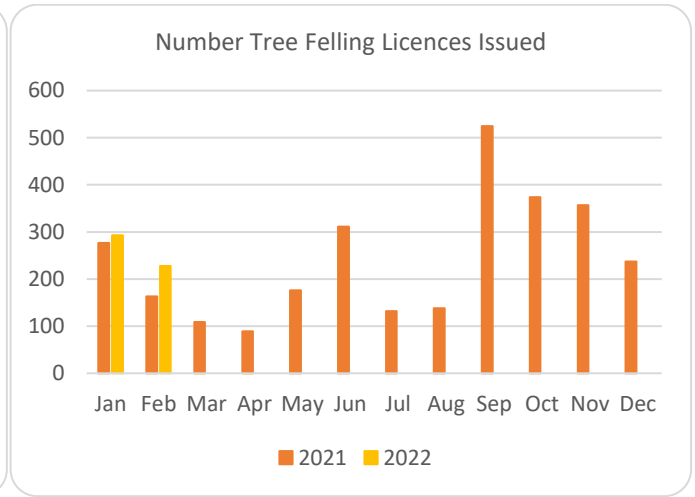
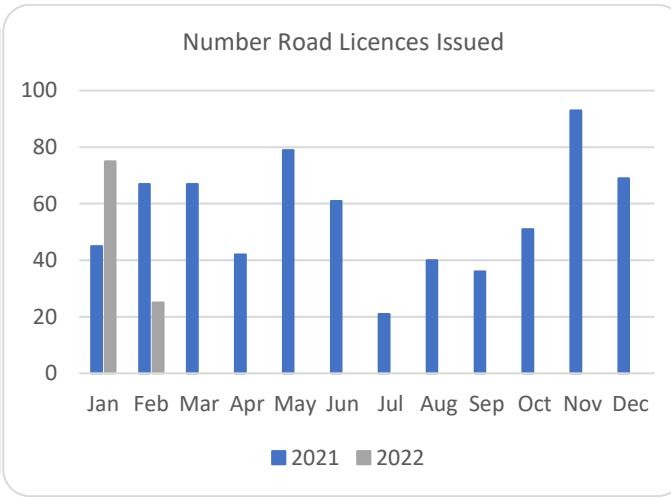
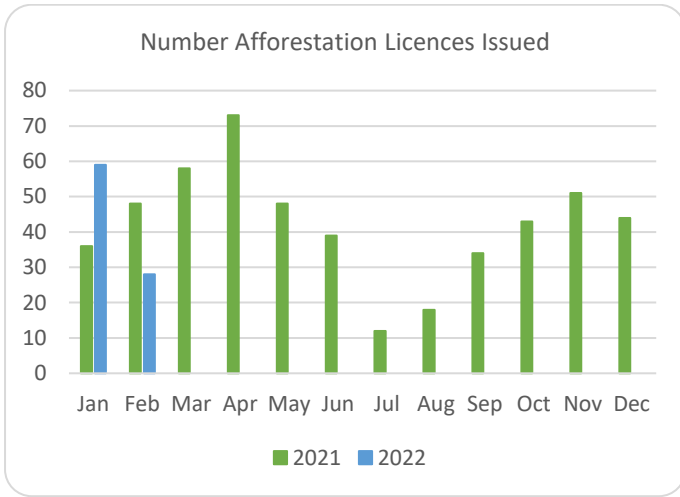


# Forestry Licensing Dashboard – Week 3, February



# Forestry Licensing Dashboard – Week 3, February

Hectares/Kilometres for Licences Issued

	Afforestation			Roads			Felling				
	Hectares			Kilometres			Hectares			Volume m <sup>3</sup>	
	2020	2021	2022	2020	2021	2022	2020	2021	2022	2021	2022
January	270	353	482	5	20	29	1,170	3,338	3,569	831,530	945,230
February	531	463	202	10	30	9	1,400	1,939	2,593	531,010	587,498
March	298	515		15	26		1,462	1,059		298,959	
April	566	627		16	18		1,437	1,311		303,190	
May	309	458		13	30		1,332	2,237		564,007	
June	166	293		9	28		694	4,108		933,153	
July	155	64		12	5		1,003	1,382		319,961	
August	214	125		10	19		1,904	1,302		343,035	
September	280	269		10	13		1,183	6,516		1,585,000	
October	570	300		7	18		2,387	3,772		1,003,661	
November	485	393		10	32		2,335	3,608		1,017,094	
December	499	395		13	26		1,935	2,283		722,367	
Totals	4,342	4,255	684	130	264	39	18,241	32,855	6,161	8,452,966	1,532,728

Hectares/Kilometres Planted/Roads Constructed

	Hectares			Kilometres		
	2020	2021	2022	2020	2021	2022
	January	136	181	69	17	5
February*	273	216	192	6	4	3
March	262	165		5	5	
April	212	113		8	3	
May	350	259		9	6	
June	284	309		6	7	
July	165	287		11	4	
August	137	161		8	9	
September	226	64		5	7	
October	67	59		10	5	
November	162	86		6	7	
December	161	116		6	9	
Totals*	2,435	2,016	261	98	70	10

\*2022 estimated

Valid Licence Appeals Received YTD	
Afforestation	5
Forest Roads	2
Tree Felling	0

As notified to DAFM by the FAC

Other Scheme Approvals YTD	
Recon & Under planting (RUS)	17
NW Conservation	7

Felling Licences - current week		
Type	Hectares	No.
Thinning	481.58	30
Clear fell	544.72	54

	Applications Received YTD	Licences Issued YTD
Afforestation	55	87
Felling	172	521
Roads	58	100
<b>Total</b>	<b>285</b>	<b>708</b>

