



An Roinn Leanaí, Comhionannais,
Míchumais, Lánpháirtíochta agus Óige
Department of Children, Equality,
Disability, Integration and Youth

Resource Efficiency Action Plan 2021



An Roinn Leanaí, Comhionannais, Míchumais, Lánpháirtíochta agus Óige, Bloc 1, Plaza Miesian, 50-58 Sráid Bhagóid Íochtarach, Baile Átha Cliath 2. D02 XW14

Department of Children, Equality, Disability, Integration and Youth, Block 1, Miesian Plaza, 50-58 Baggot Street Lower, Dublin 2. D02 XW14

T +353 1 647 3000 | contact@equality.gov.ie

www.gov.ie/dcediy

Department Name	Department of Children, Equality, Disability, Integration & Youth
<p>Please provide a short overview below about</p> <p>a) the work and activities of the Department,</p> <p>b) whether a REAP was completed previously for HQ building and any other locations and</p> <p>c) the departmental locations that are completing a REAP for this new reporting period.</p>	
<p>The Department of Children, Equality, Disability, Integration (the Department) and Youth operates across 2 office sites:</p> <p>1) Miesian Plaza, 50 – 58 Lower Baggot Street, Dublin 2, D02 XW14</p> <p>2) Montague Court, 7 – 11 Montague Street, Dublin 2, D02 FT96</p> <p>The Department deals with policy and service developments relating to a number of groups in society, and co-ordinates and develops key actions across Government relating to children and young people. It also works on issues relating to vulnerable groups including children at risk, children in care of the State, and other vulnerable, minority and disadvantaged groups. It emphasises inclusivity and support in the area of equality. It is responsible for international protection accommodation for those seeking asylum in Ireland and, in the near future, it will take on responsibility for disability services that are currently under the remit of the Department of Health. The Department also deals with a range of important legacy issues from Ireland’s past. In addition, the Department is responsible for a range of issues that are universal to society, including early learning and care for children, prevention and early intervention services and support and advice for parents.</p> <p>Bodies under the aegis of the Department:</p> <ul style="list-style-type: none"> • the Child and Family Agency (Tusla); • the Adoption Authority of Ireland; • the Ombudsman for Children’s Office; • the Oberstown Children Detention Campus; • the Irish Human Rights and Equality Commission; and • the National Disability Authority. <p>The DCEDIY REAP for 2021 includes the Department's headquarters at Miesian Plaza and a second office building located at Montague Court, Montague Street, Dublin 2. Montague Court was transferred to DCEDIY in October 2020 under the Transfer of Functions from the Department of Justice. Resource Efficiency Actions are applied to both DCEDIY office locations where possible. The Department completed its first REAP for 2019 for the Department's headquarters at Miesian Plaza.</p>	

Energy Actions

Action No.	Energy topic area	Action	Start	End (actual/expected)	Status	Site name or address	Report on progress of actions (completed or ongoing) i.e. what has been achieved/what has been the impact (e.g. incl. quantities saved, etc.)
Example	Electricity	Installation of motion sensor in all external lights	Jan-2019	Jun-2019	Completed	Site address (X, Y, Z Co. Dublin)	Reduce electricity consumption on site
1	Energy Management	Unplugged all computer monitors and desktops. Also unplugged electric sit/ stand desks that are not in use during Covid restrictions	Mar-2020	Jan-2022	Completed	Miesian Plaza	The unplugging of all power at staff desks has proved to reduce stand by power used at these desks.
2	Energy Awareness	Continue to participate in the optimising Power@Work programme.	Jan-2019	Dec-2022	Underway/Ongoing	Miesian Plaza & Montague Court	Ongoing participation in the programme to include staff awareness days. Webinars for staff, Signage in print stations. Also to highlight awarness for staff working from home to save their own energy usage.
3	Thermal	A review of potential energy actions on the Building Management System (BMS)	Jan-2021	Dec-2022	Planned	Miesian Plaza	At planning stage. There are a number of areas that can be reviewed on the BMS for improved energy performance.
4	Transport	Bicycle parking	Jan-2019	Dec-2019	Completed	Miesian Plaza	Secure bicycle parking provided and promoted for staff use.
5	Energy Management	Removal of personal heaters and fans	May-2018	Dec-2018	Completed	Miesian Plaza	The removal of the individual heaters and fans reduced energy consumption.
6	Electricity	PIR sensors fitted in all areas of the floor space to provide automatic light turn off.	Jan-2019	Dec-2020	Completed	Miesian Plaza	A reduction in energy use in offices and open plan floor area when they are not in use.
7		PIR sensors fitted in all areas of the floor space to provide automatic light turn off.	Feb-2022	Dec-2022	Planned	Montague Court	This is planned to reduce energy consumption for areas that are not in use
8	Energy Management	Energy Audit undertaken	Feb-2022	Mar-2022	Underway/Ongoing	Montague Court	This audit will identify areas with potential for a reduction in energy consumption.
9	Transport	Promote the use of Leap Cards and Public Transport	Feb-2022	Dec-2022	Planned	Miesian Plaza & Montague Court	Staff will be encouraged to avail of public transport and the benefits of leap card when using such services
10	Transport	Obtain Cycle-Friendly Employer accreditation	Mar-2021	Dec-2021	Planned	Miesian Plaza	Research shall be undertaken to discern the requirements for obgtaining cycle friendly employer accreditation
11							
12							
13							
14							
15							
16							
17							
18							
19							
20							
21							
22							
23							
24							
25							

Water Actions

Action No.	Water topic area	Action	Start	End (actual/expected)	Status	Site name or address	Report on progress of actions (completed or ongoing) i.e. what has been achieved/what has been the impact (e.g. incl. quantities saved, etc.)
Example	Water Tracking	Implement smart water meter	Jan-2019	Jun-2019	Completed	Site Address (X, Y, Z Co. Cork)	Automated and remote water consumption reading
1	Sustainable Water Management	A survey is to be undertaken of bottled water coolers to establish if these can be changed to a mains fed type	Jan-2021	Dec-2022	Planned	Miesian Plaza	Planning underway for survey of water coolers.
2	Water Conservation	All toilets and sinks smart sensor operated	Jan-2019	Dec-2020	Completed	Miesian Plaza	All toilets are low-flush and use between 3-4 litres per flush. All handbasins, are sensor operated which further reduces waste and usage.
3	Sustainable Water Management	Water usage is managed through the Building Management System.	Jan-2019	Dec-2020	Completed	Miesian Plaza	Water sustainability and Water Conservation are promoted through the use of a Rainwater Harvesting System (RWHS). Rain water collection tanks are located in the basement and variable speed booster pumps distribute filtered rainwater for WC flushing and irrigation.
4	Water Conservation	Maintain mains fed water coolers	Jan-2022	Dec-2022	Completed	Montague Court	Mains fed water coolers maximise water conservation and eliminate the need for bottled water that requires storage and distribution.
5							
6							
7							
8							
9							
10							
11							
12							
13							
14							
15							
16							
17							
18							
19							
20							
21							
22							
23							
24							
25							

Waste Actions

Action No.	Waste topic area	Action	Start	End (actual/expected)	Status	Site name or address	Report on progress of actions (completed or ongoing) i.e. what has been achieved/what has been the impact (e.g. incl. quantities saved, etc.)
Example	Single Use / Single Use Plastics	Eliminate single-use coffee cups	Nov-2018	Mar-2019	Completed	Department HQ (X, Y, Z Co. Dublin)	Save the purchase of 1000 coffee cups annually
1	Food Waste	Carry out an analysis of the volumes of food waste produced and any potential for food waste reduction	Jan-2021	Dec-2022	Underway/Ongoing	Miesian Plaza	Planning is underway to review food waste, measure and reduce waste going to landfill.
2	Single Use / Single Use Plastics	Removal of individual staff waste bins	May-2018	Dec-2018	Completed	Miesian Plaza & Montague Court	By removing individual staff waste bins, this has resulted in a saving of approximately 250 plastic bags per day.
3	Staff Awareness	Promote staff awareness on the reduction of food waste	Jan-2021	Dec-2022	Underway/Ongoing	Miesian Plaza & Montague Court	Planning underway for a staff awareness campaign on the reduction of food waste.
4	Single Use / Single Use Plastics	All bin bags used are now biodegradable	Oct-2020	Dec-2020	Completed	Miesian Plaza & Montague Court	All bin bags for the floors are now biodegradable for more environmentally friendly waste management
5	Single Use / Single Use Plastics	Removal of single use plastics for staff use	Jan-2019	Dec-2019	Completed	Miesian Plaza & Montague Court	Issued a reusable mug to all staff. Reusable cups, plates and cutlery provided for meeting rooms.
6	Single Use / Single Use Plastics	Removal of single use plastic cutlery	Jan-2019	Dec-2019	Completed	Miesian Plaza & Montague Court	Bamboo stirrers provided to replace single use plastic spoons.
7	Paper Use & Printing	Move to electronic document management system	Nov-2019	Dec-2019	Completed	Miesian Plaza & Montague Court	The Department's move to eDocs for records management has reduced the need for paper files. This transition in conjunction with working from home has reduced the use of printing in the office.
8	Staff Awareness	Develop a waste awareness programme for when staff return to the office, covering: waste reduction; waste segregation; and, recycling initiatives	Jun-2021	Dec-2022	Underway/Ongoing	Miesian Plaza & Montague Court	
9	Waste Management/Other	Install centralised recycling stations.	May-2018	Dec-2020	Completed	Miesian Plaza	All staff are now aware of recycling and composting as an important part of waste management for the Department. Centralised recycling bin facilities were introduced at the tea stations on each floor. This led to a reduction in the volume of general waste and an increase in recycling and composting.
10	Waste Management/Other	Develop a waste management plan	Feb-2022	Dec-2022	Planned	Miesian Plaza & Montague Court	A waste management plan for site 1 & 2 will be developed to maximise waste reduction and prevention
11	Waste Management/Other	Clean Desk Week 2022	Feb-2022	Dec-2022	Planned	Miesian Plaza & Montague Court	This will be a week long event to encourage staff to recycle items or reduce clutter in both Miesian Plaza and Montague Court
12	Waste Management/Other	Install centralised recycling stations.	Jan-2022	Dec-2022	Underway/Ongoing	Montague Court	Recycling and composting to be promoted as an important part of waste management at Montague Court. Centralised recycling bin facilities to be introduced at the tea stations on each floor. This will lead to a reduction in the volume of general waste and an increase in recycling and composting.
13							
14							
15							
16							
17							
18							
19							
20							

Other Actions

(management, green procurement, resources, staff awareness, biodiversity, etc.)

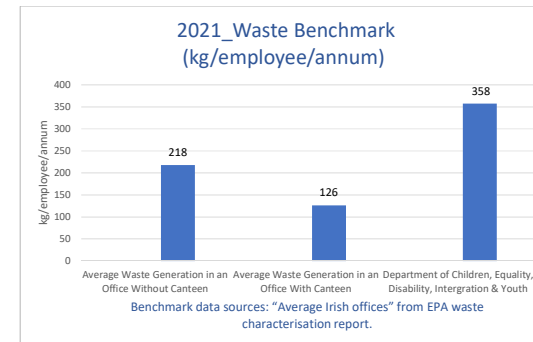
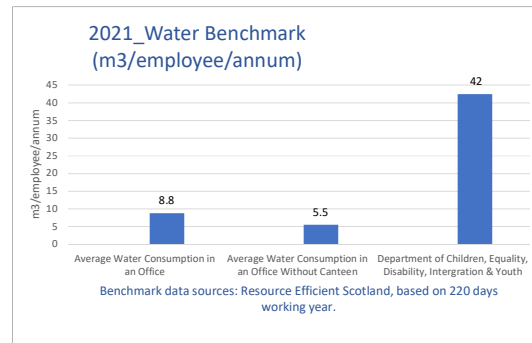
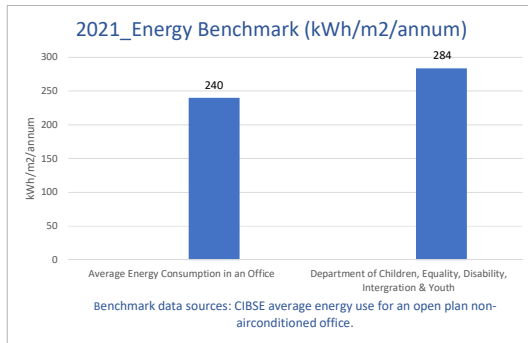
Action No.	Other actions topic area	Action	Start	End (actual/expected)	Status	Site name or address	Report on progress of actions (completed or ongoing) i.e. what has been achieved/what has been the impact (e.g. incl. quantities saved, etc.)
Example	Green Procurement	Use ecolabel printing paper	Jan-2019		Underway/Ongoing	Site Address (X, Y, Z Co. Cork)	Printed using low environmental impact paper
1	Biodiversity	Carry out a review to identify any interior areas of the building where plants could be introduced.	Feb-2021	Dec-2021	Completed	Miesian Plaza	Review completed. No significant suitable areas identified for an internal planting scheme that would support the associated maintenance overhead.
2	Green Procurement	Review all contracts coming to an end and identify where opportunities arise to reduce waste and improve on services provided by vendors.	Feb-2021	May-2022	Underway/Ongoing	Miesian Plaza & Montague Court	Any contracts to be renewed within 2022 to be reviewed
3	Green Procurement	Update all contract templates To comply with guidelines for green procurement	Jan-2019	Apr-2019	Completed	Miesian Plaza & Montague Court	All new contracts for the Department comply with Green Procurement guidelines.
4	Environmental & Climate Staff Awareness	The Green team to implement sustainability initiatives based on staff suggestions.	Feb-2021	Dec-2022	Planned	Miesian Plaza & Montague Court	All staff will be encouraged to submit ideas to the Green Team for consideration.
5	Green Procurement	New cleaning service procured which uses green products and practices.	Oct-2020	Jan-2021	Completed	Miesian Plaza & Montague Court	New service in place. All products used meet Environmental Protection Agency standards with high post-consumer recycled content, and no phosphates or aerosol products used.
6	Green Procurement	Consolidate office printing facilities	Oct-2019	Jan-2020	Completed	Miesian Plaza & Montague Court	We have consolidated our office printing systems into 8 A rated multi-function machines. Furthermore the machines are configured for duplex monochrome printing. This has led to a reduction in printing, energy consumption and the removal of 80 personal printers from the office.
7	Green Procurement	Promote and support the adoption of new technologies, for example, web conferencing, that will help to reduce the need for travel.	Aug-2019	Oct-2019	Completed	Miesian Plaza & Montague Court	A new video conferencing system launched in Dec. 2019. The introduction of this system has allowed staff to communicate effectively without the need to travel to meetings
8							
9							
10							
11							
12							
13							
14							
15							
16							
17							
18							
19							
20							
21							
22							
23							
24							
25							

Data on all Department sites

Department Name	Department of Children, Equality, Disability, Intergration & Youth	Year:	2021
-----------------	--	-------	------

Site No.	Sites' Benchmark	Location	Activity (e.g. office, lab, etc.)	Number of Employees	Office Area (m ²)	Annual Energy Consumption (Electricity and Thermal) (kWh/annum)	Total Energy Consumed in Transportation (kWh/annum)	Total Water Consumption (m ³ /annum)	Total Waste Generated (Tonnes/annum)	Energy Indicator (kWh/m ² /annum)	Water indicator (m ³ /employee/annum)	Waste Indicator (kg/employee/annum)
1	Site 1 2021	Block 1, Miesian Plaza, 50-58 Miesian Plaza, Lower Baggot Street, Dublin 2. D02 XW14	Office	35	3,448	1,055,118	-	813	11	306	23	316
2	Site 2 2021	7-11 Montague Court, Montague Street, 50-58 Miesian Plaza, Lower Baggot Street, Dublin 2. D02 XW14	Office	10	1,586	372,222	-	1,087	5	235	110	505
Total 2021				45	5,034	1,427,340	-	1,900	16	284	42	358

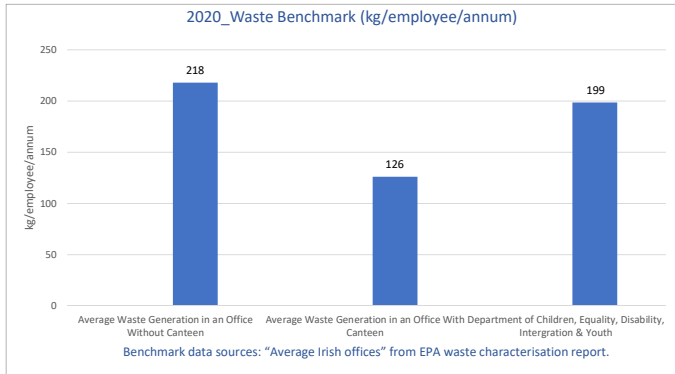
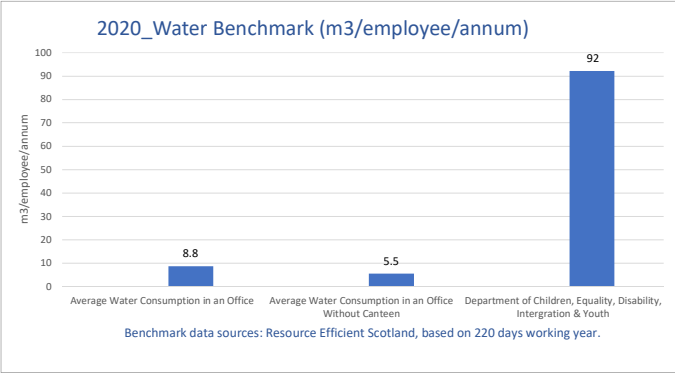
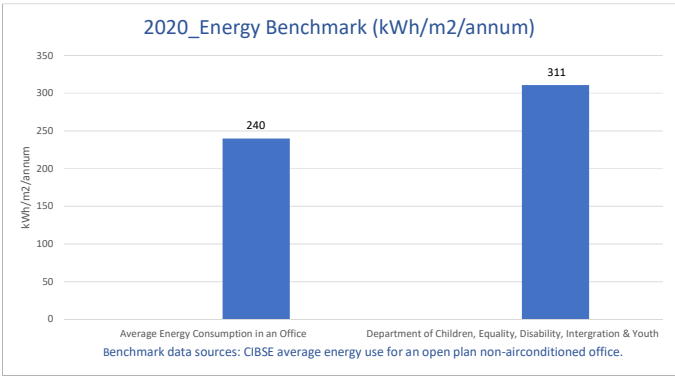
Please insert more locations if needed



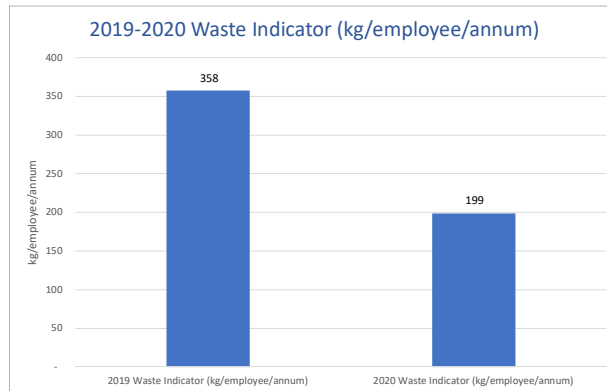
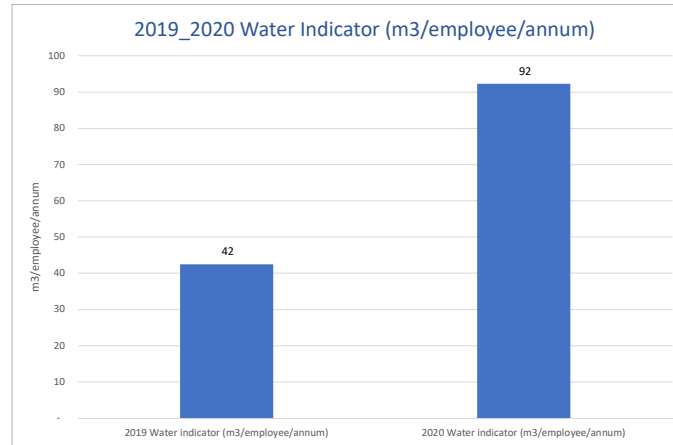
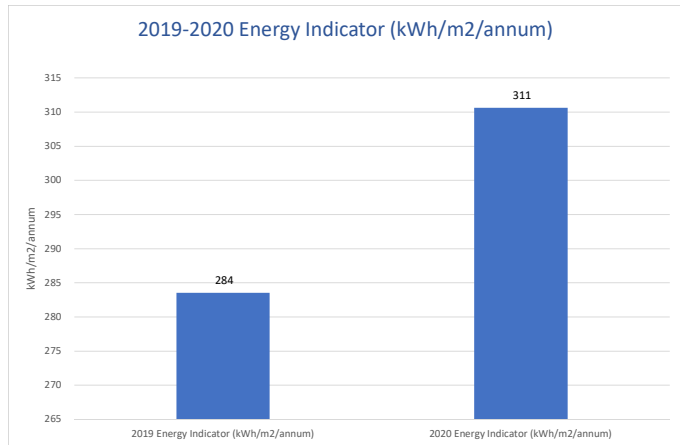
Year:	2020
-------	------

Site No.	Sites' Benchmark	Location	Activity (e.g. office, lab, etc.)	Number of Employees	Office Area (m ²)	Annual Energy Consumption (Electricity and Thermal) (kWh/annum)	Total Energy Consumed in Transportation (kWh/annum)	Total Water Consumption (m ³ /annum)	Total Waste Generated (Tonnes/annum)	Energy Indicator (kWh/m ² /annum)	Water indicator (m ³ /employee/annum)	Waste Indicator (kg/employee/annum)
1	Site 1 2020	Block 1, Miesian Plaza, 50-58 Miesian Plaza, Lower Baggot Street, Dublin 2. D02 XW14	Office	55	3,448	1,071,044	-	5,111	11	311	92	199
2				55	3,448	1,071,044	-	5,111	11	311	92	199

Please insert more locations if needed



Year	Annual Energy Consumption (Electricity and Thermal) (kWh/annum)	Total Energy Consumed in Transportation (kWh/annum)	Total Water Consumption (m ³ /annum)	Total Waste Generated (Tonnes/annum)	Energy Indicator (kWh/m ² /annum)	Water indicator (m ³ /employee/annum)	Waste Indicator (kg/employee/annum)
2021	1,427,340	-	1,900	16	284	42	358
2020	1,071,044	-	5,111	11	311	92	199
Percentage	-25%	0%	169%	-31%	10%	117%	-44%



Data for REAP environmental benchmark

Please Insert your Data in the Green Boxes

Benchmark_Site 1		Year:	<input type="text" value="2021"/>
Department name:	<input type="text" value="Department of Children, Equality, Disability, Intergration & Youth"/>		
Site address:	<input type="text" value="Block 1, Miesian Plaza,"/>		
Green team contact person:	Name:	<input type="text" value="Gavin O' Brien"/>	
	email:	<input type="text" value="gavin.obrien@equality.gov.ie"/>	
	phone:	<input type="text" value="6473269"/>	
Total number of staff at this site (full time equivalent):	<input type="text" value="348"/>	Employee	
Estimated % of staff on site	<input type="text" value="10%"/>		
Type of site activity (e.g. office, lab, etc.)	<input type="text" value="Office"/>		
Total area of the building (m2):	<input type="text" value="3,448"/>	m ²	

Energy Data

Electricity Data			
Total electricity use for the year	<input type="text" value="516,103"/>		kWh
Total thermal fuel use for the year (as relevant):			
If the kWh is known for the annual fuel consumption			
Natural gas	<input type="text" value="539,015"/>		kWh
LPG	<input type="text"/>		kWh
Kerosene/Oil	<input type="text"/>		kWh
Renewable	<input type="text"/>		kWh
Total annual thermal energy consumption	<input type="text" value="539,015"/>		kWh
Total Energy Consumption	<input type="text" value="1,055,118"/>		kWh
Energy indicator	<input type="text" value="306"/>		kWh per m ² per year

Transport Data

Total transport fuel use for the year kWh

Water Data

Total annual water consumption m³

Water indicator m³ per employee per year

Waste data

Total Annual Waste		
General Waste	<input type="text" value="5"/>	Tonnes
Recyclables	<input type="text" value="3"/>	Tonnes
Food Waste	<input type="text" value="1"/>	Tonnes
Confidential Paper	<input type="text" value="2"/>	Tonnes
WEEE	<input type="text" value=""/>	Tonnes
Other	<input type="text" value=""/>	Tonnes
Total Waste	<input type="text" value="11"/>	Tonnes
Waste Indicator	<input type="text" value="316"/>	kg per employee per annum
Recycling Percentage	<input type="text" value="55%"/>	%

Data for REAP environmental benchmark

Please Insert your Data in the Green Boxes

Benchmark_Site 1		Year:	2021 ▼
Department name:	Department of Children, Equality, Disability, Intergration & Youth		
Site address:	7-11 Montague Court, Montague Street,		
Green team contact person:	Name:	Gavin O' Brien	
	email:	gavin.obrien@equality.gov.ie	
	phone:	6473269	
Total number of staff at this site (full time equivalent):		99	Employee
Estimated % of staff on site		10%	▼
Type of site activity (e.g. office, lab, etc.)		Office	
Total area of the building (m2):		1,586	m ²

Energy Data

Electricity Data			
Total electricity use for the year		51,187	kWh
Total thermal fuel use for the year (as relevant):			
If the kWh is known for the annual fuel consumption			
Natural gas		321,035	kWh
LPG			kWh
Kerosene/Oil			kWh
Renewable			kWh
Total annual thermal energy consumption		321,035	kWh
Total Energy Consumption		372,222	kWh
Energy indicator		235	kWh per m ² per year

Transport Data

Total transport fuel use for the year kWh

Water Data

Total annual water consumption m³

Water indicator m³ per employee per year

Waste data

Total Annual Waste		
General Waste	<input type="text" value="3"/>	Tonnes
Recyclables	<input type="text" value="2"/>	Tonnes
Food Waste	<input type="text" value=""/>	Tonnes
Confidential Paper	<input type="text" value=""/>	Tonnes
WEEE	<input type="text" value=""/>	Tonnes
Other	<input type="text" value=""/>	Tonnes
Total Waste	<input type="text" value="5"/>	Tonnes
Waste Indicator	<input type="text" value="505"/>	kg per employee per annum
Recycling Percentage	<input type="text" value="40%"/>	%

Data for REAP environmental benchmark

Please Insert your Data in the Green Boxes

Benchmark_Site 1		Year:	2020 ▼
Department name:	Department of Children, Equality, Disability, Intergration & Youth		
Site address:	Block 1, Miesian Plaza,		
Green team contact person:	Name:	Gavin O' Brien	
	email:	gavin.obrien@equality.gov.ie	
	phone:	6473269	
Total number of staff at this site (full time equivalent):		277	Employee
Estimated % of staff on site		20%	▼
Type of site activity (e.g. office, lab, etc.)		Office	
Total area of the building (m2):		3,448	m ²

Energy Data

Electricity Data			
Total electricity use for the year		530,276	kWh
Total thermal fuel use for the year (as relevant):			
If the kWh is known for the annual fuel consumption			
Natural gas		540,768	kWh
LPG			kWh
Kerosene/Oil			kWh
Renewable			kWh
Total annual thermal energy consumption		540,768	kWh
Total Energy Consumption		1,071,044	kWh
Energy indicator		311	kWh per m ² per year

Transport Data

Total transport fuel use for the year kWh

Water Data

Total annual water consumption m³

Water indicator m³ per employee per year

Waste data

Total Annual Waste

General Waste	<input type="text" value="4"/>	Tonnes
Recyclables	<input type="text" value="3"/>	Tonnes
Food Waste	<input type="text" value="2"/>	Tonnes
Confidential Paper	<input type="text" value="2"/>	Tonnes
WEEE	<input type="text" value=""/>	Tonnes
Other	<input type="text" value=""/>	Tonnes
Total Waste	<input type="text" value="11"/>	Tonnes

Waste Indicator kg per employee per annum

Recycling Percentage %