

Quarter 2 Performance Report for the North-East Region 2019
Relating to the Protocol Governing Delegation of Section 10 Funding for Homeless
Services to each of the 9 Regions

Part 1

1. 2019 Target for Accommodating Homeless Persons with Full Tenancies

Table 1: Individuals moved on to independent living					
Target number of units for 2019	Number of Accommodation Units Delivered with Full Tenancies	Quarterly Total Units	Total Units to Date in 2019	Quarterly Total Persons	Total Persons to Date in 2019
	Local Authority Lettings: number of new lettings, re-lets, leasing, purchase/acquisitions, NAMA and other delivery mechanisms	3	5	3	5
	AHB Lettings: number of new lettings and re-lets (via LA nominations), LTS (long-term supported accommodation) leasing, purchase/acquisitions (via CALF and/or private finance), CAS, NAMA and other delivery mechanisms	5	8	5	8
	Private Rented (RAS and Rent Supplement, etc.)	21	33	24	36
	Totals	29	46	32	49

Part 2

2. Number of new presentations on a daily basis

Table 2: Number of new presentations on a daily basis		
	New	Repeat
Number of presentations in reporting period	117	93
Number of days in reporting period	91	91
Daily average	1.29	1.02

Additional Information:

Table 3: Number of placements or unique individuals in emergency accommodation				
Service	Number	Number Offered Accommodation	Number of 'No shows'	Number unable to be accommodated due to insufficient capacity/unsuitability (Sleeping bags booked and collected)
Calls from Service Users: Helpline	0	0	0	0
Placement Service	233	230	93	3
Total				

3. Number of persons in emergency accommodation for longer than 6 months

Table 4: Number of persons in emergency accommodation for longer than 6 months				
	Number of Persons on last day of Quarter	Resident < 6 Months	Resident > 6 Months	
Emergency Accommodation			<i>Consecutively or continuously in emergency accommodation for longer than 6 months</i>	<i>Non-consecutively or cumulatively in emergency accommodation for longer than 6 months in the previous 12 month period</i>
Temporary Emergency (i.e. accommodation owned by a housing authority, AHB or by a homeless service)	66	45	21	35
Private Emergency (i.e. accommodation rented directly from landlords)	0	0	0	0
Other Private Emergency Accommodation (i.e. hotels and B&Bs)	115	54	61	63
Total	181	99	82	98

Additional Information:

Table 5: Number of clients with a support plan		
Accommodation Category	Total Number of Persons During the Quarter	Number with a Support Plan
Temporary Emergency (i.e. accommodation owned by a housing authority, AHB or by a homeless service)	116	113
Private Emergency (i.e. accommodation rented directly from landlords)	0	0
Other Private Emergency Accommodation (i.e. hotels and B&Bs)	141	42
Other (<i>please specify</i>)		
Totals	257	155

4. Number of persons leaving emergency accommodation

Table 6: Number of persons leaving emergency accommodation	
Moved to new/independent accommodation	29
Staying with family or friends	2
Relocated to another country	0
Departure to Medical Facilities: Hospital	1
Departure to Medical Facilities: Residential Treatment	1
Departure to Correctional Facilities: Prison (on remand)	1
Deceased	0
Total	34

5. Occupancy rate in emergency accommodation

Table 7: Occupancy rate in emergency accommodation	
Total number of beds available at:31/03/2019	181
Number of beds occupied at:31/03/2019	181

6. Number of persons moving on into independent living with support

Table 8: Number of persons moving on into independent living with support		
Persons moved on into independent living with support	Secure Licence	Secure Tenancy
Number in supported accommodation		17
Number in local authority owned accommodation with support		5
Number in private rented accommodation with floating support services		12

7. Number of persons moving on into independent living without support

Table 10 Number of persons moving on into independent living without support	
<i>Persons moved on into independent living without support</i>	15
<i>Number in private rented accommodation without support</i>	11
<i>Number in local authority owned accommodation without support</i>	2
<i>Number in other (non-private rented and non-local authority owned) accommodation without support</i>	2
Total	15

8. Number of persons sleeping rough voluntarily and involuntarily

Table 11: Number of persons sleeping rough voluntarily and involuntarily.		
<i>Persons sleeping rough</i>		<i>With a Support Plan</i>
<i>Number of persons sleeping rough voluntarily at:</i>	0	
<i>Number of persons sleeping rough involuntarily at:</i>	0	
<i>Number of persons sleeping rough with a PASS record</i>	0	


Additional Information:


Table 12: Number of persons recorded as rough sleepers engaging/in contact with Outreach Team:	
<i>Persons recorded as rough sleepers engaging/in contact with Outreach Team</i>	<i>During the Quarter</i>
<i>Number of persons in contact with Outreach Team Bedded Down</i>	0
<i>Number of persons in contact with Outreach Team Not Bedded Down</i>	0
Total Individuals in contact with Outreach Team	0
<i>Number of persons who also used Emergency Accommodation</i>	0


Part 3

9. Meetings of the Management Group and Consultative Fora

Table 13: Details of Management Group, Consultative Fora and HATs		
	Dates of meetings held in the quarter under review	Membership Details
Management Group	14/02/2019	Paddy Donnelly, Aoife Lawler, Michelle Donnelly HSE
Homeless Fora	03/07/2019	
HATS	03/04/19, 17/04/2019,01/05/2019,15/05/2019,29/05/2019,16/06/2019, 27/06/2019	


Homeless Officer


Date


Director of Housing


Date

