

Quarter 2 Performance Report for the South-West Region 2019
Relating to the Protocol Governing Delegation of Section 10 Funding for Homeless
Services to each of the 9 Regions

Part 1

1. 2019 Target for Accommodating Homeless Persons with Full Tenancies

Table 1: Individuals moved on to independent living					
Target number of units for 2019	Number of Accommodation Units Delivered with Full Tenancies	Quarterly Total Units	Total Units to Date in 2019	Quarterly Total Persons	Total Persons to Date in 2019
	Local Authority Lettings: number of new lettings, re-lets, leasing, purchase/acquisitions, NAMA and other delivery mechanisms	21	42	31	59
	AHB Lettings: number of new lettings and re-lets (via LA nominations), LTS (long-term supported accommodation) leasing, purchase/acquisitions (via CALF and/or private finance), CAS, NAMA and other delivery mechanisms	17	30	19	35
	Private Rented (RAS and Rent Supplement, etc.)	21	45	22	47
	HAP	45	85	54	100
	Totals	104	202	126	241

Part 2

2. Number of new presentations on a daily basis

Table 2: Number of new presentations on a daily basis		
	New	Repeat
Number of presentations in reporting period	194	2634
Number of days in reporting period	91	91
Daily average	2.13	28.95

**Department of the Environment
Community & Local Government**

6 AUG 2019

Received
Homeless Unit

Additional Information:

Service	Number	Number Offered Accommodation	Number of 'No shows'	Number unable to be accommodated due to insufficient capacity/unsuitability (Sleeping bags booked and collected)
Calls from Service Users: Helpline				
Placement Service	2828	2720	52	56
Total	2828	2720	52	56

3. Number of persons in emergency accommodation for longer than 6 months

	Number of Persons on last day of Quarter	Resident < 6 Months	Resident > 6 Months	
Emergency Accommodation			<i>Consecutively or continuously in emergency accommodation for longer than 6 months</i>	<i>Non-consecutively or cumulatively in emergency accommodation for longer than 6 months in the previous 12 month period</i>
Temporary Emergency (i.e. accommodation owned by a housing authority, AHB or by a homeless service)	195	93	87	47
Private Emergency (i.e. accommodation rented directly from landlords)				
Other Private Emergency Accommodation (i.e. hotels and B&Bs)	345	207	129	95
Total	540	300	216	142

Additional Information:

Table 5: Number of clients with a support plan		
Accommodation Category	Total Number of Persons During the Quarter	Number with a Support Plan
Temporary Emergency (i.e. accommodation owned by a housing authority, AHB or by a homeless service)	549	251
Private Emergency (i.e. accommodation rented directly from landlords)		
Other Private Emergency Accommodation (i.e. hotels and B&Bs)	555	102
Other (<i>please specify</i>)		
Transitional	196	116
Long Term Supported	135	61
<i>less) people accessing multiple accommodation types during the quarter</i>	<i>(314)</i>	<i>(166)</i>
Totals	1121	364

4. Number of persons leaving emergency accommodation

Table 6: Number of persons leaving emergency accommodation	
<i>Moved to new/independent accommodation</i>	126
<i>Staying with family or friends</i>	85
<i>Relocated to another country</i>	4
<i>Departure to Medical Facilities: Hospital</i>	18
<i>Departure to Medical Facilities: Residential Treatment</i>	8
<i>Departure to Correctional Facilities: Prison (on remand)</i>	13
<i>Deceased</i>	3
<i>Unknown</i>	32
Total	289

5. Occupancy rate in emergency accommodation

Table 7: Occupancy rate in emergency accommodation	
<i>Total number of beds available at: 30.06.19</i>	210
<i>Number of beds occupied at:30.06.19</i>	345

6. Number of persons moving on into independent living with support

Table 8: Number of persons moving on into independent living with support		
<i>Persons moved on into independent living with support</i>	<i>Secure Licence</i>	<i>Secure Tenancy</i>
<i>Number in supported accommodation</i>		12
<i>Number in local authority owned accommodation with support</i>		13
<i>Number in private rented accommodation with floating support services</i>		13
<i>Total</i>		38

Additional Information:

Table 9: Number of former service users supported by SLI:		
SLI Service Provider	Number of Persons Currently Supported	Number of Persons Previously Supported but No Longer Requiring Support
Focus		
Simon		
Other		
Total		

7. Number of persons moving on into independent living without support

Table 10: Number of persons moving on into independent living without support	
<i>Persons moved on into independent living without support</i>	
<i>Number in private rented accommodation without support</i>	63
<i>Number in local authority owned accommodation without support</i>	18
<i>Number in other (non-private rented and non-local authority owned) accommodation without support</i>	7
<i>Total</i>	88

8. Number of persons sleeping rough voluntarily and involuntarily

Table 11: Number of persons sleeping rough voluntarily and involuntarily.		
<i>Persons sleeping rough</i>		<i>With a Support Plan</i>
<i>Number of persons sleeping rough voluntarily at:</i>	128	55
<i>Number of persons sleeping rough involuntarily at:</i>	49	24
<i>Number of persons sleeping rough with a PASS record</i>	177	62

Additional Information:


Table 12: Number of persons recorded as rough sleepers engaging/in contact with Outreach Team:	
Persons recorded as rough sleepers engaging/in contact with Outreach Team	During the Quarter
Number of persons in contact with Outreach Team Bedded Down	88
Number of persons in contact with Outreach Team Not Bedded Down	89
Total Individuals in contact with Outreach Team	177
Number of persons who also used Emergency Accommodation	126


Part 3


9. Meetings of the Management Group and Consultative Fora

Table 13: Details of Management Group, Consultative Fora and HATs		
	Dates of meetings held in the quarter under review	Membership Details
Statutory Management Group	25 th April 2019	Cork City Council, Cork County Council, Kerry County Council, HSE
Regional Homelessness Consultative Forum	N/A	Cork City Council, Cork County Council, Kerry County Council, HSE, Novas Initiatives, Cork Simon, Good Shepherd Services, St. Vincent de Paul, Cork Prison Probation Service, Threshold, Cork Educational training Board, Focus Ireland, Regional Drugs task Force, Le Cheile Family Resource Centre
Homelessness Action Team	3 rd , 10 th , 17 th , 24 th April 01 st , 3 rd , 8 th , 15 th , 22 nd , 31 st May 05 th , 12 th , 19 ^t , 26 th , 28 th June	Cork City Council, Cork County Council, Kerry County Council, DSP, HSE (Mental Health / Disability Services), Community Mental Health Nurse, Relevant Service Providers


Homeless Officer


Date


Director of Housing


Date